

Note: This report includes information through April 15 which is Week 31 of 33

Dinna Delarea's Bowling Record - Team 5: Lucky Strikes

Week No.	Bowling Date	Old Avg	Old HDCP	HDCP			Total	HDCP Total	Pins	Gms	---Average Change---			High Game	High Sers	HDCP Game	HDCP Sers		
				-1-	-2-	-3-					New	Old	---> +/-						
1	09/03/25	bk158	49	155	146	139	440	587	440	3	146.67	-	0.00	=	146.67	155	440	204	587
2	09/10/25	bk158	0				0	0	440	3	146.67	-	146.67	=	0.00	155	440	204	587
3	09/17/25	bk158	0				0	0	440	3	146.67	-	146.67	=	0.00	155	440	204	587
4	09/24/25	bk158	49	156	150	133	439	586	879	6	146.50	-	146.67	=	-0.17	156	440	205	587
5	10/01/25	bk158	49	164	148	158	470	617	1349	9	149.89	-	146.50	=	3.39	164	470	213	617
6	10/08/25	149	56	154	117	173	444	612	1793	12	149.42	-	149.89	=	-0.47	173	470	229	617
7	10/15/25	149	56	171	168	146	485	653	2278	15	151.87	-	149.42	=	2.45	173	485	229	653
8	10/22/25	151	55	147	146	168	461	626	2739	18	152.17	-	151.87	=	0.30	173	485	229	653
9	10/29/25	152	0				0	0	2739	18	152.17	-	152.17	=	0.00	173	485	229	653
10	11/05/25	152	54	158	152	144	454	616	3193	21	152.05	-	152.17	=	-0.12	173	485	229	653
11	11/12/25	152	54	174	128	145	447	609	3640	24	151.67	-	152.05	=	-0.38	174	485	229	653
12	11/19/25	151	55	178	115	154	447	612	4087	27	151.37	-	151.67	=	-0.30	178	485	233	653
13	11/26/25	151	55	165	115	179	459	624	4546	30	151.53	-	151.37	=	0.16	179	485	234	653
14	12/03/25	151	55	151	222	145	518	683	5064	33	153.45	-	151.53	=	1.92	222	518	277	683
15	12/10/25	153	53	147	127	182	456	615	5520	36	153.33	-	153.45	=	-0.12	222	518	277	683
16	12/17/25	153	53	162	169	162	493	652	6013	39	154.18	-	153.33	=	0.85	222	518	277	683

End of 1st split

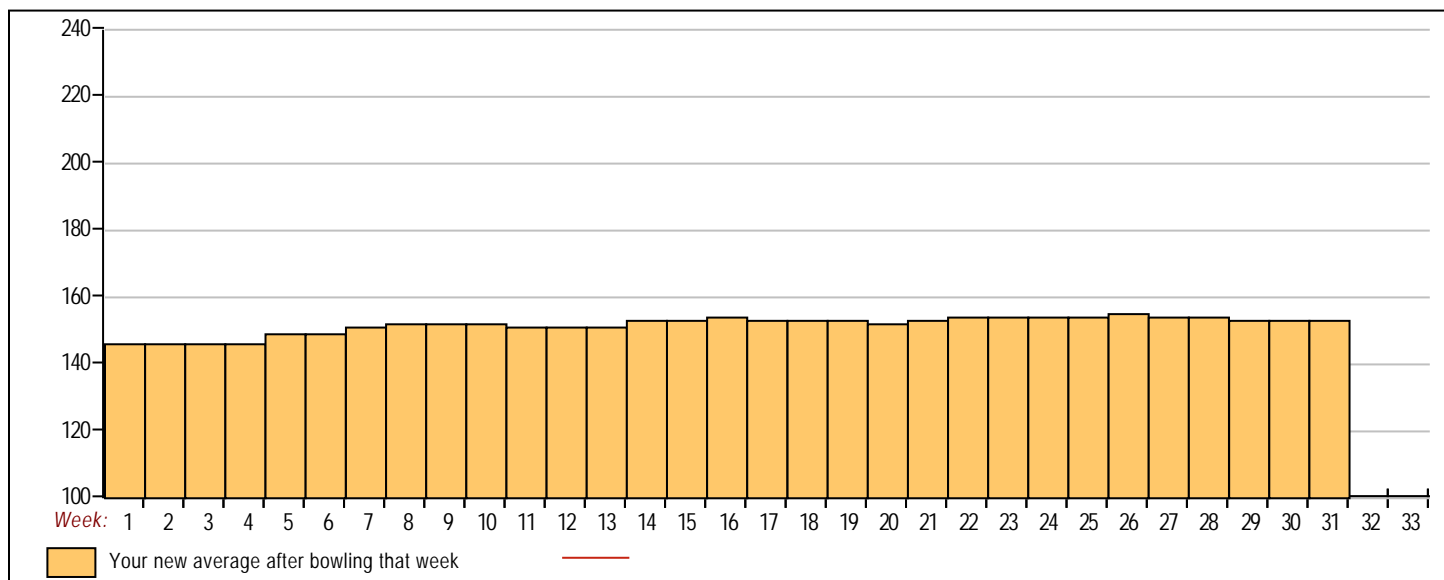
17	01/07/26	154	52	149	114	153	416	572	6429	42	153.07	-	154.18	=	-1.11	222	518	277	683
18	01/14/26	153	53	171	169	129	469	628	6898	45	153.29	-	153.07	=	0.22	222	518	277	683
19	01/21/26	153	53	143	157	162	462	621	7360	48	153.33	-	153.29	=	0.04	222	518	277	683
20	01/28/26	153	53	141	135	161	437	596	7797	51	152.88	-	153.33	=	-0.45	222	518	277	683
21	02/04/26	152	54	176	160	141	477	639	8274	54	153.22	-	152.88	=	0.34	222	518	277	683
22	02/11/26	153	53	170	179	197	546	705	8820	57	154.74	-	153.22	=	1.51	222	546	277	705
23	02/18/26	154	52	150	124	148	422	578	9242	60	154.03	-	154.74	=	-0.70	222	546	277	705
24	02/25/26	154	52	172	179	138	489	645	9731	63	154.46	-	154.03	=	0.43	222	546	277	705
25	03/04/26	154	52	153	171	155	479	635	10210	66	154.70	-	154.46	=	0.24	222	546	277	705
26	03/11/26	154	52	132	187	167	486	642	10696	69	155.01	-	154.70	=	0.32	222	546	277	705
27	03/18/26	155	52	135	117	164	416	572	11112	72	154.33	-	155.01	=	-0.68	222	546	277	705
28	03/25/26	154	52	172	149	144	465	621	11577	75	154.36	-	154.33	=	0.03	222	546	277	705
29	04/01/26	154	52	143	149	139	431	587	12008	78	153.95	-	154.36	=	-0.41	222	546	277	705
30	04/08/26	153	53	136	170	153	459	618	12467	81	153.91	-	153.95	=	-0.04	222	546	277	705
31	04/15/26	153	53	129	144	172	445	604	12912	84	153.71	-	153.91	=	-0.20	222	546	277	705

<100	100's	125's	150's	175's	200's	225's	250's	275's	300's
	6	31	38	8	1				
<400	400's	450's	500's	550's	600's	650's	700's	750's	800's
	11	15	2						

Avg of Game 1 **Avg of Game 2** **Avg of Game 3**
155.50 150.25 155.39

High game of 222 on week 14 High series of 546 on week 22 High average of 155.01 after bowling week 26
Low game of 114 on week 17 Low series of 416 on week 17 Low average of 146.50 after bowling week 4

High Scores by Game
Game #1: 178 on week 12 Game #2: 222 on week 14 Game #3: 197 on week 22



Note: This report includes information through April 15 which is Week 31 of 33

Ted Carroll's Bowling Record - Team 5: Lucky Strikes

Week No.	Bowling Date	Old Avg	Old HDCP	-			Total	HDCP Total	Pins	Gms	---Average Change---			High Game	High Sers	HDCP Game	HDCP Sers		
				-1-	-2-	-3-					New	Old	---> +/-						
1	09/03/25	bk164	44	179	171	168	518	650	518	3	172.67	-	0.00	=	172.67	179	518	223	650
2	09/10/25	bk164	44	175	140	143	458	590	976	6	162.67	-	172.67	=	-10.00	179	518	223	650
3	09/17/25	bk164	44	144	163	136	443	575	1419	9	157.67	-	162.67	=	-5.00	179	518	223	650
4	09/24/25	157	50	161	207	148	516	666	1935	12	161.25	-	157.67	=	3.58	207	518	257	666
5	10/01/25	161	47	138	136	179	453	594	2388	15	159.20	-	161.25	=	-2.05	207	518	257	666
6	10/08/25	159	48	138	168	188	494	638	2882	18	160.11	-	159.20	=	0.91	207	518	257	666
7	10/15/25	160	48	161	177	157	495	639	3377	21	160.81	-	160.11	=	0.70	207	518	257	666
8	10/22/25	160	0				0	0	3377	21	160.81	-	160.81	=	0.00	207	518	257	666
9	10/29/25	160	48	184	155	168	507	651	3884	24	161.83	-	160.81	=	1.02	207	518	257	666
10	11/05/25	161	47	213	192	169	574	715	4458	27	165.11	-	161.83	=	3.28	213	574	260	715
11	11/12/25	165	44	191	193	190	574	706	5032	30	167.73	-	165.11	=	2.62	213	574	260	715
12	11/19/25	167	42	200	185	210	595	721	5627	33	170.52	-	167.73	=	2.78	213	595	260	721
13	11/26/25	170	0				0	0	5627	33	170.52	-	170.52	=	0.00	213	595	260	721
14	12/03/25	170	40	171	189	168	528	648	6155	36	170.97	-	170.52	=	0.46	213	595	260	721
15	12/10/25	170	40	157	149	150	456	576	6611	39	169.51	-	170.97	=	-1.46	213	595	260	721
16	12/17/25	169	40	170	138	134	442	562	7053	42	167.93	-	169.51	=	-1.58	213	595	260	721

End of 1st split

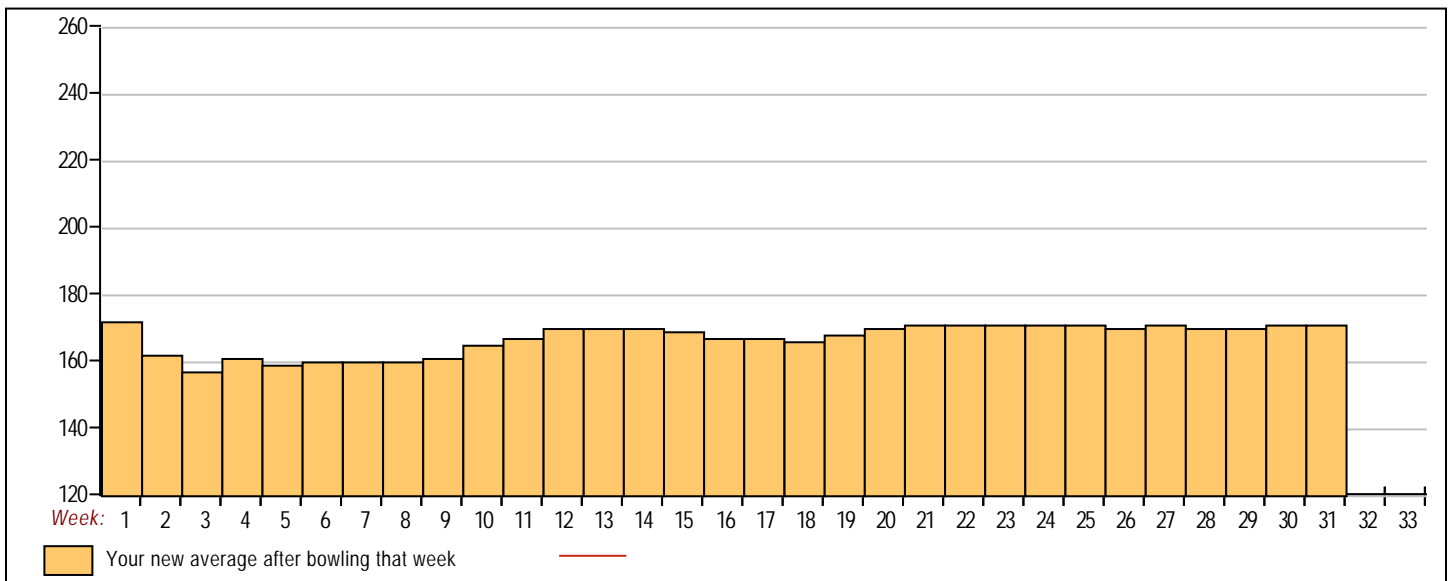
17	01/07/26	167	42	145	151	166	462	588	7515	45	167.00	-	167.93	=	-0.93	213	595	260	721
18	01/14/26	167	42	152	181	161	494	620	8009	48	166.85	-	167.00	=	-0.15	213	595	260	721
19	01/21/26	166	43	166	189	253	608	737	8617	51	168.96	-	166.85	=	2.11	253	608	296	737
20	01/28/26	168	41	192	199	199	590	713	9207	54	170.50	-	168.96	=	1.54	253	608	296	737
21	02/04/26	170	40	180	203	180	563	683	9770	57	171.40	-	170.50	=	0.90	253	608	296	737
22	02/11/26	171	39	137	195	203	535	652	10305	60	171.75	-	171.40	=	0.35	253	608	296	737
23	02/18/26	171	39	174	167	151	492	609	10797	63	171.38	-	171.75	=	-0.37	253	608	296	737
24	02/25/26	171	39	157	187	180	524	641	11321	66	171.53	-	171.38	=	0.15	253	608	296	737
25	03/04/26	171	39	148	154	188	490	607	11811	69	171.17	-	171.53	=	-0.36	253	608	296	737
26	03/11/26	171	39	134	148	178	460	577	12271	72	170.43	-	171.17	=	-0.74	253	608	296	737
27	03/18/26	170	40	200	159	211	570	690	12841	75	171.21	-	170.43	=	0.78	253	608	296	737
28	03/25/26	171	39	177	180	136	493	610	13334	78	170.95	-	171.21	=	-0.26	253	608	296	737
29	04/01/26	170	40	163	166	131	460	580	13794	81	170.30	-	170.95	=	-0.65	253	608	296	737
30	04/08/26	170	40	212	165	203	580	700	14374	84	171.12	-	170.30	=	0.82	253	608	296	737
31	04/15/26	171	39	198	191	189	578	695	14952	87	171.86	-	171.12	=	0.74	253	608	296	737

<100	100's	125's	150's	175's	200's	225's	250's	275's	300's
		18	29	29	10		1		
<400	400's	450's	500's	550's	600's	650's	700's	750's	800's
	2	12	6	8	1				

Avg of Game 1	Avg of Game 2	Avg of Game 3
169.55	172.34	173.69

High game of 253 on week 19 High series of 608 on week 19 High average of 172.67 after bowling week 1
 Low game of 131 on week 29 Low series of 442 on week 16 Low average of 157.67 after bowling week 3

High Scores by Game
 Game #1: 213 on week 10 Game #2: 207 on week 4 Game #3: 253 on week 19



Note: This report includes information through April 15 which is Week 31 of 33

Benjie Aldeguer's Bowling Record - Team 5: Lucky Strikes

Week No.	Bowling Date	Old Avg	Old HDCP	-			Total	HDCP Total	Pins	Gms	---Average Change---			High Game	High Sers	HDCP Game	HDCP Sers		
				-1-	-2-	-3-					New	Old	---> +/-						
1	09/03/25	bk187	26	213	151	212	576	654	576	3	192.00	-	0.00	=	192.00	213	576	239	654
2	09/10/25	bk187	26	212	173	156	541	619	1117	6	186.17	-	192.00	=	-5.83	213	576	239	654
3	09/17/25	bk187	26	215	235	189	639	717	1756	9	195.11	-	186.17	=	8.94	235	639	261	717
4	09/24/25	195	20	178	222	163	563	623	2319	12	193.25	-	195.11	=	-1.86	235	639	261	717
5	10/01/25	193	21	139	141	145	425	488	2744	15	182.93	-	193.25	=	-10.32	235	639	261	717
6	10/08/25	182	30	166	187	193	546	636	3290	18	182.78	-	182.93	=	-0.16	235	639	261	717
7	10/15/25	182	30	199	162	194	555	645	3845	21	183.10	-	182.78	=	0.32	235	639	261	717
8	10/22/25	183	29	189	253	268	710	797	4555	24	189.79	-	183.10	=	6.70	268	710	297	797
9	10/29/25	189	24	221	186	170	577	649	5132	27	190.07	-	189.79	=	0.28	268	710	297	797
10	11/05/25	190	24	206	163	190	559	631	5691	30	189.70	-	190.07	=	-0.37	268	710	297	797
11	11/12/25	189	0				0	0	5691	30	189.70	-	189.70	=	0.00	268	710	297	797
12	11/19/25	189	24	205	205	169	579	651	6270	33	190.00	-	189.70	=	0.30	268	710	297	797
13	11/26/25	190	24	133	170	168	471	543	6741	36	187.25	-	190.00	=	-2.75	268	710	297	797
14	12/03/25	187	26	215	212	234	661	739	7402	39	189.79	-	187.25	=	2.54	268	710	297	797
15	12/10/25	189	24	159	145	149	453	525	7855	42	187.02	-	189.79	=	-2.77	268	710	297	797
16	12/17/25	187	26	a187	a187	a187	561	639	7855	42	187.02	-	187.02	=	0.00	268	710	297	797

End of 1st split

17	01/07/26	187	0				0	0	7855	42	187.02	-	187.02	=	0.00	268	710	297	797
18	01/14/26	187	26	234	186	164	584	662	8439	45	187.53	-	187.02	=	0.51	268	710	297	797
19	01/21/26	187	26	180	220	193	593	671	9032	48	188.17	-	187.53	=	0.63	268	710	297	797
20	01/28/26	188	25	200	184	131	515	590	9547	51	187.20	-	188.17	=	-0.97	268	710	297	797
21	02/04/26	187	26	148	206	178	532	610	10079	54	186.65	-	187.20	=	-0.55	268	710	297	797
22	02/11/26	186	0				0	0	10079	54	186.65	-	186.65	=	0.00	268	710	297	797
23	02/18/26	186	27	146	152	225	523	604	10602	57	186.00	-	186.65	=	-0.65	268	710	297	797
24	02/25/26	186	27	156	162	147	465	546	11067	60	184.45	-	186.00	=	-1.55	268	710	297	797
25	03/04/26	184	28	204	214	163	581	665	11648	63	184.89	-	184.45	=	0.44	268	710	297	797
26	03/11/26	184	28	192	180	161	533	617	12181	66	184.56	-	184.89	=	-0.33	268	710	297	797
27	03/18/26	184	28	199	223	223	645	729	12826	69	185.88	-	184.56	=	1.32	268	710	297	797
28	03/25/26	185	28	206	235	210	651	735	13477	72	187.18	-	185.88	=	1.30	268	710	297	797
29	04/01/26	187	26	139	233	172	544	622	14021	75	186.95	-	187.18	=	-0.23	268	710	297	797
30	04/08/26	186	27	183	192	223	598	679	14619	78	187.42	-	186.95	=	0.48	268	710	297	797
31	04/15/26	187	26	134	179	189	502	580	15121	81	186.68	-	187.42	=	-0.74	268	710	297	797

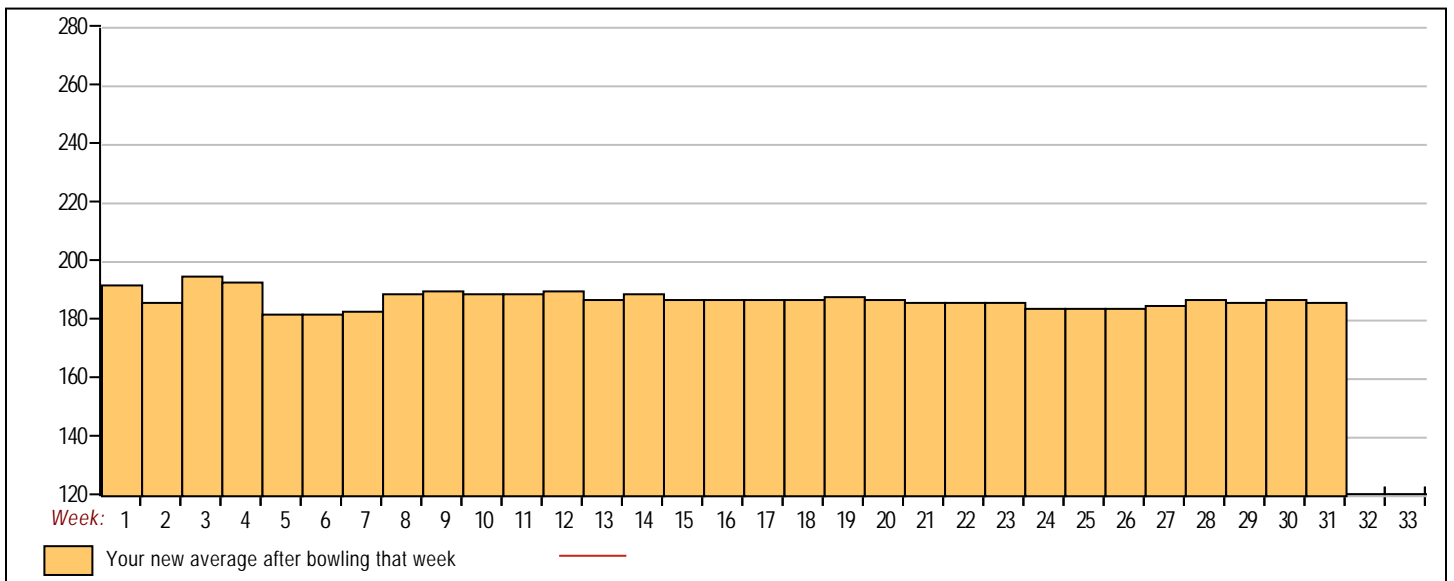


<100	100's	125's	150's	175's	200's	225's	250's	275's	300's
		12	19	21	21	6	2		
<400	400's	450's	500's	550's	600's	650's	700's	750's	800's
	1	3	8	10	2	2	1		

Avg of Game 1	Avg of Game 2	Avg of Game 3
184.11	191.52	184.41

High game of 268 on week 8 High series of 710 on week 8 High average of 195.11 after bowling week 3
 Low game of 131 on week 20 Low series of 425 on week 5 Low average of 182.78 after bowling week 6

High Scores by Game
 Game #1: 234 on week 18 Game #2: 253 on week 8 Game #3: 268 on week 8



Note: This report includes information through April 15 which is Week 31 of 33

Abe Lumba's Bowling Record - Team 5: Lucky Strikes

Week No.	Bowling Date	Old Avg	Old HDCP	HDCP			Total	HDCP Total	Pins	Gms	---Average Change---			High Game	High Sers	HDCP Game	HDCP Sers		
				-1-	-2-	-3-					New - Old	---> +/-							
1	09/03/25	bk223	0				0	0	0	0	-	0.00	=	0.00	0	0			
2	09/10/25	bk223	0				0	0	0	0	-	0.00	=	0.00	0	0			
3	09/17/25	bk223	0	224	170	164	558	558	558	3	186.00	-	0.00	=	186.00	224	558	224	558
4	09/24/25	bk223	0				0	0	558	3	186.00	-	186.00	=	0.00	224	558	224	558
5	10/01/25	bk223	0				0	0	558	3	186.00	-	186.00	=	0.00	224	558	224	558
6	10/08/25	bk223	0				0	0	558	3	186.00	-	186.00	=	0.00	224	558	224	558
7	10/15/25	bk223	0				0	0	558	3	186.00	-	186.00	=	0.00	224	558	224	558
8	10/22/25	bk223	0	223	212	211	646	646	1204	6	200.67	-	186.00	=	14.67	224	646	224	646
9	10/29/25	bk223	0				0	0	1204	6	200.67	-	200.67	=	0.00	224	646	224	646
10	11/05/25	bk223	0				0	0	1204	6	200.67	-	200.67	=	0.00	224	646	224	646
11	11/12/25	bk223	0	258	192	228	678	678	1882	9	209.11	-	200.67	=	8.44	258	678	258	678
12	11/19/25	213	0				0	0	1882	9	209.11	-	209.11	=	0.00	258	678	258	678
13	11/26/25	213	5	255	257	170	682	697	2564	12	213.67	-	209.11	=	4.56	258	682	262	697
14	12/03/25	213	0				0	0	2564	12	213.67	-	213.67	=	0.00	258	682	262	697
15	12/10/25	213	0				0	0	2564	12	213.67	-	213.67	=	0.00	258	682	262	697
16	12/17/25	213	0				0	0	2564	12	213.67	-	213.67	=	0.00	258	682	262	697

End of 1st split

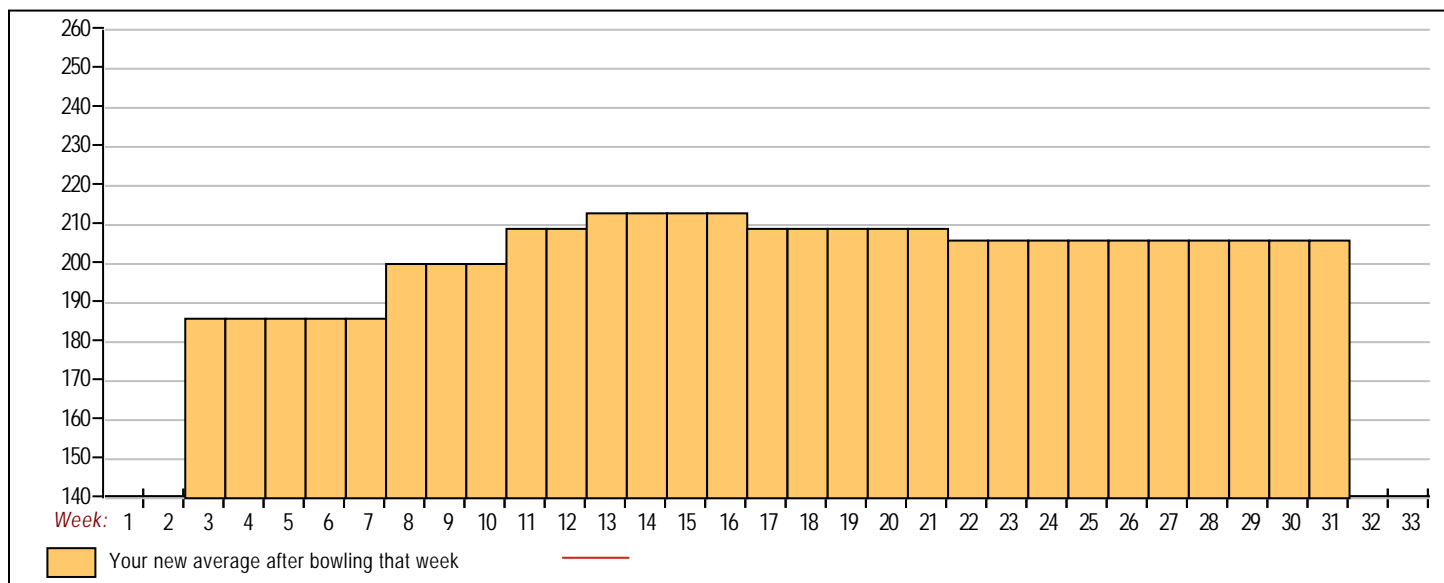
17	01/07/26	213	5	157	181	238	576	591	3140	15	209.33	-	213.67	=	-4.33	258	682	262	697
18	01/14/26	213	0				0	0	3140	15	209.33	-	209.33	=	0.00	258	682	262	697
19	01/21/26	213	0				0	0	3140	15	209.33	-	209.33	=	0.00	258	682	262	697
20	01/28/26	213	0				0	0	3140	15	209.33	-	209.33	=	0.00	258	682	262	697
21	02/04/26	213	0				0	0	3140	15	209.33	-	209.33	=	0.00	258	682	262	697
22	02/11/26	213	5	193	183	206	582	597	3722	18	206.78	-	209.33	=	-2.56	258	682	262	697
23	02/18/26	213	0				0	0	3722	18	206.78	-	206.78	=	0.00	258	682	262	697
24	02/25/26	213	0				0	0	3722	18	206.78	-	206.78	=	0.00	258	682	262	697
25	03/04/26	213	0				0	0	3722	18	206.78	-	206.78	=	0.00	258	682	262	697
26	03/11/26	213	0				0	0	3722	18	206.78	-	206.78	=	0.00	258	682	262	697
27	03/18/26	213	0				0	0	3722	18	206.78	-	206.78	=	0.00	258	682	262	697
28	03/25/26	213	0				0	0	3722	18	206.78	-	206.78	=	0.00	258	682	262	697
29	04/01/26	213	0				0	0	3722	18	206.78	-	206.78	=	0.00	258	682	262	697
30	04/08/26	213	0				0	0	3722	18	206.78	-	206.78	=	0.00	258	682	262	697
31	04/15/26	213	5				0	0	3722	18	206.78	-	206.78	=	0.00	258	682	262	697

<100	100's	125's	150's	175's	200's	225's	250's	275's	300's
			4	4	5	2	3		
<400	400's	450's	500's	550's	600's	650's	700's	750's	800's
				3	1	2			

Avg of Game 1	Avg of Game 2	Avg of Game 3
218.33	199.17	202.83

High game of 258 on week 11 High series of 682 on week 13 High average of 213.67 after bowling week 13
 Low game of 157 on week 17 Low series of 558 on week 3 Low average of 186.00 after bowling week 3

High Scores by Game
 Game #1: 258 on week 11 Game #2: 257 on week 13 Game #3: 238 on week 17



Note: This report includes information through April 15 which is Week 31 of 33

Ferdie Dela Cruz's Bowling Record - Team 5: Lucky Strikes

Week No.	Bowling Date	Old Avg	Old HDCP	-1-	-2-	-3-	Total	HDCP		Pins		Gms		---Average Change---			High Game	High Sers	HDCP Game	HDCP Sers
								Total	Total	New	Old	---	+-	+	-	=				
1	09/03/25	bk197	0				0	0	0	0			-	0.00	=	0.00	0	0		
2	09/10/25	bk197	18	212	203	154	569	623	569	3	189.67	-	0.00	=	189.67	212	569	230	623	
3	09/17/25	bk197	0				0	0	569	3	189.67	-	189.67	=	0.00	212	569	230	623	
4	09/24/25	bk197	0				0	0	569	3	189.67	-	189.67	=	0.00	212	569	230	623	
5	10/01/25	bk197	0				0	0	569	3	189.67	-	189.67	=	0.00	212	569	230	623	
6	10/08/25	bk197	0				0	0	569	3	189.67	-	189.67	=	0.00	212	569	230	623	
7	10/15/25	bk197	0				0	0	569	3	189.67	-	189.67	=	0.00	212	569	230	623	
8	10/22/25	bk197	0				0	0	569	3	189.67	-	189.67	=	0.00	212	569	230	623	
9	10/29/25	bk197	18	162	175	152	489	543	1058	6	176.33	-	189.67	=	-13.33	212	569	230	623	
10	11/05/25	bk197	0				0	0	1058	6	176.33	-	176.33	=	0.00	212	569	230	623	
11	11/12/25	bk197	0				0	0	1058	6	176.33	-	176.33	=	0.00	212	569	230	623	
12	11/19/25	bk197	0				0	0	1058	6	176.33	-	176.33	=	0.00	212	569	230	623	
13	11/26/25	bk197	0				0	0	1058	6	176.33	-	176.33	=	0.00	212	569	230	623	
14	12/03/25	bk197	0				0	0	1058	6	176.33	-	176.33	=	0.00	212	569	230	623	
15	12/10/25	bk197	0				0	0	1058	6	176.33	-	176.33	=	0.00	212	569	230	623	
16	12/17/25	bk197	0				0	0	1058	6	176.33	-	176.33	=	0.00	212	569	230	623	

End of 1st split

17	01/07/26	bk197	0				0	0	1058	6	176.33	-	176.33	=	0.00	212	569	230	623
18	01/14/26	bk197	0				0	0	1058	6	176.33	-	176.33	=	0.00	212	569	230	623
19	01/21/26	bk197	0				0	0	1058	6	176.33	-	176.33	=	0.00	212	569	230	623
20	01/28/26	bk197	0				0	0	1058	6	176.33	-	176.33	=	0.00	212	569	230	623
21	02/04/26	bk197	0				0	0	1058	6	176.33	-	176.33	=	0.00	212	569	230	623
22	02/11/26	bk197	0				0	0	1058	6	176.33	-	176.33	=	0.00	212	569	230	623
23	02/18/26	bk197	0				0	0	1058	6	176.33	-	176.33	=	0.00	212	569	230	623
24	02/25/26	bk197	0				0	0	1058	6	176.33	-	176.33	=	0.00	212	569	230	623
25	03/04/26	bk197	0				0	0	1058	6	176.33	-	176.33	=	0.00	212	569	230	623
26	03/11/26	bk197	0				0	0	1058	6	176.33	-	176.33	=	0.00	212	569	230	623
27	03/18/26	bk197	0				0	0	1058	6	176.33	-	176.33	=	0.00	212	569	230	623
28	03/25/26	bk197	0				0	0	1058	6	176.33	-	176.33	=	0.00	212	569	230	623
29	04/01/26	bk197	0				0	0	1058	6	176.33	-	176.33	=	0.00	212	569	230	623
30	04/08/26	bk197	0				0	0	1058	6	176.33	-	176.33	=	0.00	212	569	230	623
31	04/15/26	bk197	18				0	0	1058	6	176.33	-	176.33	=	0.00	212	569	230	623



<u><100</u>	<u>100's</u>	<u>125's</u>	<u>150's</u>	<u>175's</u>	<u>200's</u>	<u>225's</u>	<u>250's</u>	<u>275's</u>	<u>300's</u>
			3	1	2				
<u><400</u>	<u>400's</u>	<u>450's</u>	<u>500's</u>	<u>550's</u>	<u>600's</u>	<u>650's</u>	<u>700's</u>	<u>750's</u>	<u>800's</u>
		1		1					

<u>Avg of Game 1</u>	<u>Avg of Game 2</u>	<u>Avg of Game 3</u>
187.00	189.00	153.00

High game of 212 on week 2 High series of 569 on week 2 High average of 189.67 after bowling week 2
 Low game of 152 on week 9 Low series of 489 on week 9 Low average of 176.33 after bowling week 9

High Scores by Game
 Game #1: 212 on week 2 Game #2: 203 on week 2 Game #3: 154 on week 2

