

Note: This report includes information through April 15 which is Week 31 of 33

**Lloyd Aguirre's Bowling Record - Team 4: Mama's Boys**

Week No.	Bowling Date	Old Avg	Old HDCP	-			Total	HDCP Total	Pins	Gms	---Average Change---			High Game	High Sers	HDCP Game	HDCP Sers
				-1-	-2-	-3-					New - Old	--->	+/-				
1	09/03/25	bk187	26	158	170	256	584	662	584	3	194.67	- 0.00	= 194.67	256	584	282	662
2	09/10/25	bk187	26	209	178	287	674	752	1258	6	209.67	- 194.67	= 15.00	287	674	313	752
3	09/17/25	bk187	26	196	195	169	560	638	1818	9	202.00	- 209.67	= -7.67	287	674	313	752
4	09/24/25	202	14	201	178	179	558	600	2376	12	198.00	- 202.00	= -4.00	287	674	313	752
5	10/01/25	198	0				0	0	2376	12	198.00	- 198.00	= 0.00	287	674	313	752
6	10/08/25	198	17	168	183	214	565	616	2941	15	196.07	- 198.00	= -1.93	287	674	313	752
7	10/15/25	196	0				0	0	2941	15	196.07	- 196.07	= 0.00	287	674	313	752
8	10/22/25	196	0				0	0	2941	15	196.07	- 196.07	= 0.00	287	674	313	752
9	10/29/25	196	19	190	218	218	626	683	3567	18	198.17	- 196.07	= 2.10	287	674	313	752
10	11/05/25	198	17	200	202	133	535	586	4102	21	195.33	- 198.17	= -2.83	287	674	313	752
11	11/12/25	195	0				0	0	4102	21	195.33	- 195.33	= 0.00	287	674	313	752
12	11/19/25	195	20	207	134	265	606	666	4708	24	196.17	- 195.33	= 0.83	287	674	313	752
13	11/26/25	196	19	200	202	205	607	664	5315	27	196.85	- 196.17	= 0.69	287	674	313	752
14	12/03/25	196	19	153	189	186	528	585	5843	30	194.77	- 196.85	= -2.09	287	674	313	752
15	12/10/25	194	0				0	0	5843	30	194.77	- 194.77	= 0.00	287	674	313	752
16	12/17/25	194	20	170	201	167	538	598	6381	33	193.36	- 194.77	= -1.40	287	674	313	752

**End of 1st split**

---- Week 17 was bowled after week 18 ----

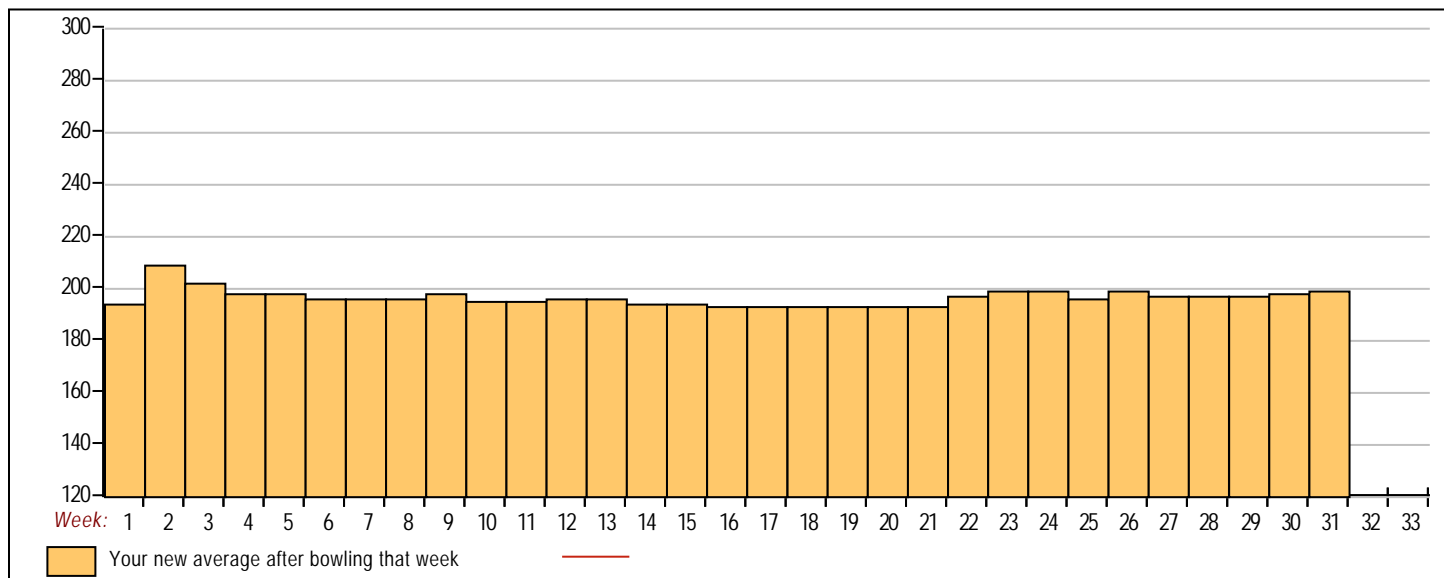
17	01/07/26	193	21	a193	a193	a193	420	483	6381	33	193.36	- 0.00	= 193.36	287	674	313	752
Scores were bowled after week 18 for weeks: 17																	
18	01/14/26	193	0				0	0	6381	33	193.36	- 193.36	= 0.00	287	674	313	752
19	01/21/26	193	0				0	0	6381	33	193.36	- 193.36	= 0.00	287	674	313	752
20	01/28/26	193	0				0	0	6381	33	193.36	- 193.36	= 0.00	287	674	313	752
21	02/04/26	193	21	218	201	174	593	656	6974	36	193.72	- 193.36	= 0.36	287	674	313	752
22	02/11/26	193	21	254	242	235	731	794	7705	39	197.56	- 193.72	= 3.84	287	731	313	794
23	02/18/26	197	18	195	221	246	662	716	8367	42	199.21	- 197.56	= 1.65	287	731	313	794
24	02/25/26	199	0				0	0	8367	42	199.21	- 199.21	= 0.00	287	731	313	794
25	03/04/26	199	16	182	162	136	480	528	8847	45	196.60	- 199.21	= -2.61	287	731	313	794
26	03/11/26	196	19	267	244	203	714	771	9561	48	199.19	- 196.60	= 2.59	287	731	313	794
27	03/18/26	199	16	165	191	162	518	566	10079	51	197.63	- 199.19	= -1.56	287	731	313	794
28	03/25/26	197	18	247	161	163	571	625	10650	54	197.22	- 197.63	= -0.41	287	731	313	794
29	04/01/26	197	18	268	203	148	619	673	11269	57	197.70	- 197.22	= 0.48	287	731	313	794
30	04/08/26	197	18	184	256	174	614	668	11883	60	198.05	- 197.70	= 0.35	287	731	313	794
31	04/15/26	198	17	198	189	277	664	715	12547	63	199.16	- 198.05	= 1.11	287	731	313	794

<100	100's	125's	150's	175's	200's	225's	250's	275's	300's
		4	14	15	17	5	6	2	
<400	400's	450's	500's	550's	600's	650's	700's	750's	800's
		1	4	6	5	3	2		

<b>Avg of Game 1</b>	<b>Avg of Game 2</b>	<b>Avg of Game 3</b>
201.43	196.19	199.86

High game of 287 on week 2      High series of 731 on week 22      High average of 209.67 after bowling week 2  
 Low game of 133 on week 10      Low series of 480 on week 25      Low average of 193.36 after bowling week 16

High Scores by Game  
 Game #1: 268 on week 29    Game #2: 256 on week 30    Game #3: 287 on week 2



Note: This report includes information through April 15 which is Week 31 of 33

Milan Majer's Bowling Record - Team 4: Mama's Boys

Table with columns: Week No., Bowling Date, Old Avg, Old HDCP, -1-, -2-, -3-, Total, HDCP Total, Pins, Gms, ---Average Change--- (New - Old ---> +/-), High Game, High Sers, HDCP Game, HDCP Sers. Rows 1-16.

End of 1st split

---- Week 17 was bowled after week 18 ----

Table with columns: Week No., Bowling Date, Old Avg, Old HDCP, -1-, -2-, -3-, Total, HDCP Total, Pins, Gms, ---Average Change--- (New - Old ---> +/-), High Game, High Sers, HDCP Game, HDCP Sers. Rows 17-31.

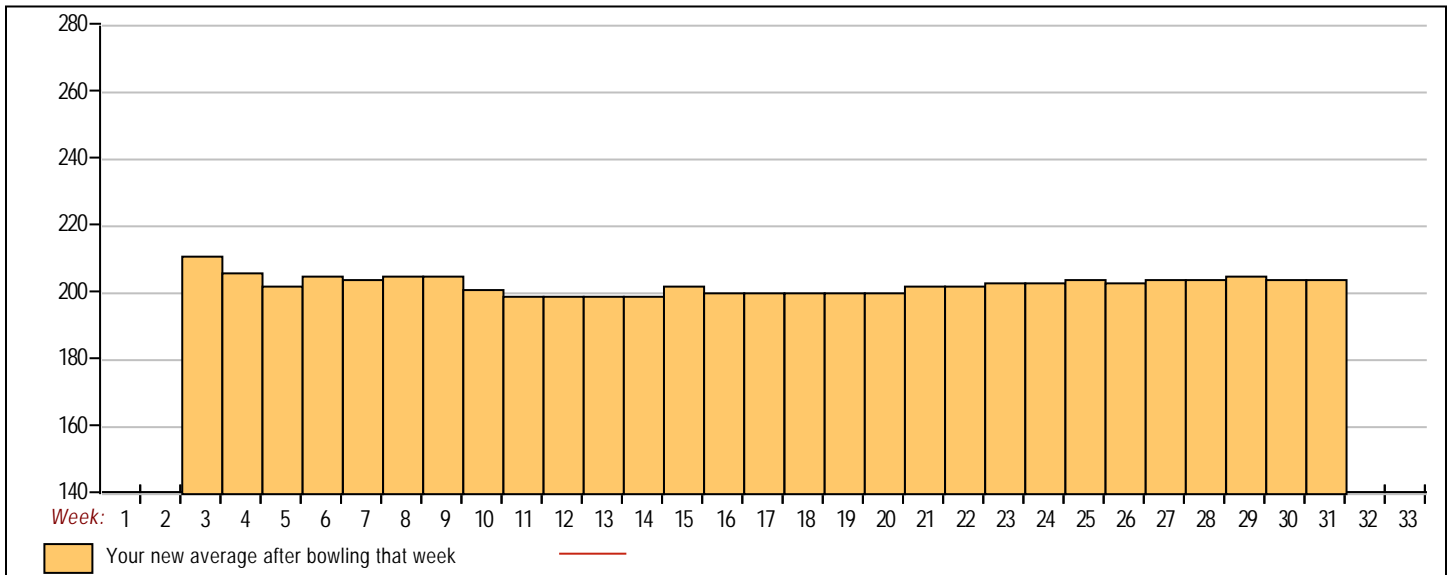
Scores were bowled after week 18 for weeks: 17

Summary table with columns: <100, 100's, 125's, 150's, 175's, 200's, 225's, 250's, 275's, 300's, <400, 400's, 450's, 500's, 550's, 600's, 650's, 700's, 750's, 800's.

Summary table with columns: Avg of Game 1 (202.40), Avg of Game 2 (201.36), Avg of Game 3 (208.80).

High game of 266 on week 15 High series of 718 on week 21 High average of 211.67 after bowling week 3
Low game of 154 on week 31 Low series of 530 on week 10 Low average of 199.75 after bowling week 11

High Scores by Game
Game #1: 266 on week 15 Game #2: 256 on week 4 Game #3: 261 on week 21



Note: This report includes information through April 15 which is Week 31 of 33

**Duy Ton-That's Bowling Record - Team 4: Mama's Boys**

Week No.	Bowling Date	Old Avg	Old HDCP	-1-	-2-	-3-	Total	HDCP Total	Pins	Gms	---Average Change---			High Game	High Sers	HDCP Game	HDCP Sers		
											New - Old	--->	+/-						
2	09/10/25	bk222	0				0	0	0	0	-	0.00	=	0.00	0	0			
3	09/17/25	bk222	0	247	240	245	732	732	732	3	244.00	-	0.00	=	244.00	247	732	247	732
4	09/24/25	bk222	0	235	238	228	701	701	1433	6	238.83	-	244.00	=	-5.17	247	732	247	732
5	10/01/25	bk222	0	268	224	234	726	726	2159	9	239.89	-	238.83	=	1.06	268	732	268	732
6	10/08/25	239	0				0	0	2159	9	239.89	-	239.89	=	0.00	268	732	268	732
7	10/15/25	239	0	233	247	156	636	636	2795	12	232.92	-	239.89	=	-6.97	268	732	268	732
8	10/22/25	232	0	193	179	190	562	562	3357	15	223.80	-	232.92	=	-9.12	268	732	268	732
9	10/29/25	223	0	209	257	210	676	676	4033	18	224.06	-	223.80	=	0.26	268	732	268	732
10	11/05/25	224	0	237	202	161	600	600	4633	21	220.62	-	224.06	=	-3.44	268	732	268	732
11	11/12/25	220	0	238	202	235	675	675	5308	24	221.17	-	220.62	=	0.55	268	732	268	732
12	11/19/25	221	0	213	220	266	699	699	6007	27	222.48	-	221.17	=	1.31	268	732	268	732
13	11/26/25	222	0	179	258	218	655	655	6662	30	222.07	-	222.48	=	-0.41	268	732	268	732
14	12/03/25	222	0	213	278	225	716	716	7378	33	223.58	-	222.07	=	1.51	278	732	278	732
15	12/10/25	223	0	243	216	147	606	606	7984	36	221.78	-	223.58	=	-1.80	278	732	278	732
16	12/17/25	221	0	226	199	203	628	628	8612	39	220.82	-	221.78	=	-0.96	278	732	278	732

**End of 1st split**

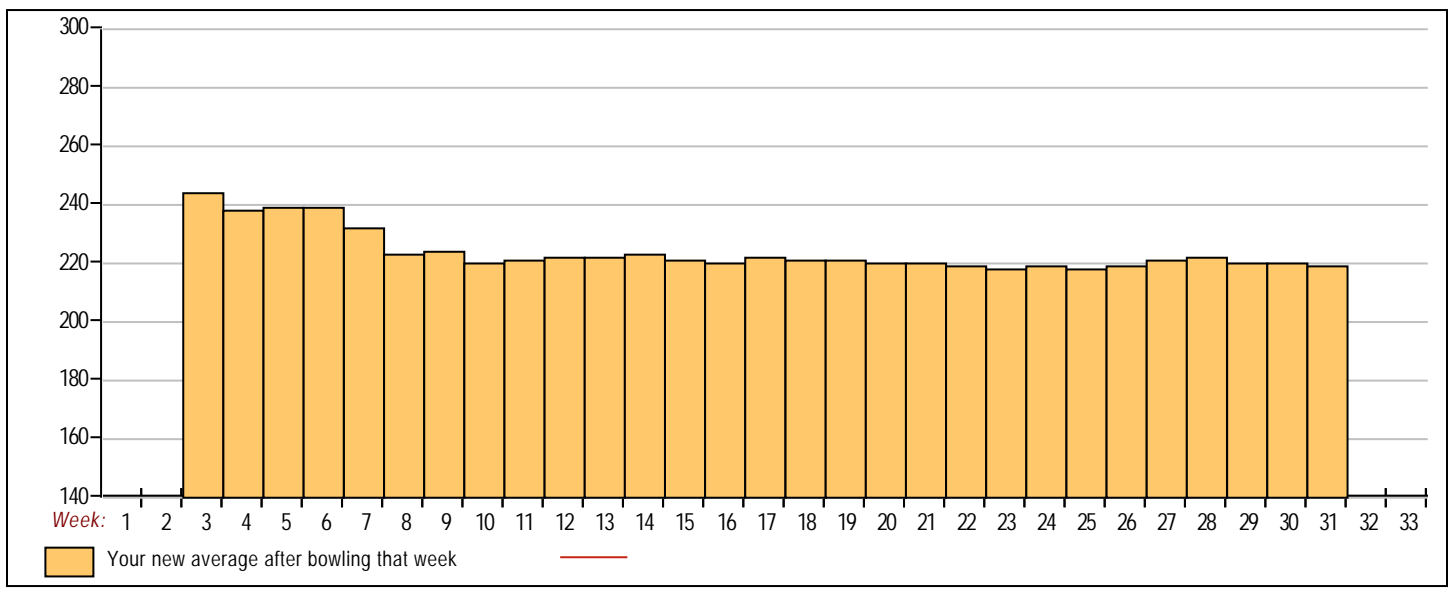
17	01/07/26	220	0	236	256	226	718	718	9330	42	222.14	-	220.82	=	1.32	278	732	278	732
18	01/14/26	222	0	247	210	193	650	650	9980	45	221.78	-	222.14	=	-0.37	278	732	278	732
19	01/21/26	221	0	232	177	220	629	629	10609	48	221.02	-	221.78	=	-0.76	278	732	278	732
20	01/28/26	221	0	257	196	208	661	661	11270	51	220.98	-	221.02	=	-0.04	278	732	278	732
21	02/04/26	220	0	208	217	225	650	650	11920	54	220.74	-	220.98	=	-0.24	278	732	278	732
22	02/11/26	220	0	195	205	189	589	589	12509	57	219.46	-	220.74	=	-1.28	278	732	278	732
23	02/18/26	219	0	212	211	185	608	608	13117	60	218.62	-	219.46	=	-0.84	278	732	278	732
24	02/25/26	218	1	226	239	259	724	727	13841	63	219.70	-	218.62	=	1.08	278	732	278	732
25	03/04/26	219	0	193	171	226	590	590	14431	66	218.65	-	219.70	=	-1.05	278	732	278	732
26	03/11/26	218	1	279	234	232	745	748	15176	69	219.94	-	218.65	=	1.29	279	745	280	748
27	03/18/26	219	0	300	235	268	803	803	15979	72	221.93	-	219.94	=	1.99	300	803	300	803
28	03/25/26	221	0	225	237	211	673	673	16652	75	222.03	-	221.93	=	0.10	300	803	300	803
29	04/01/26	222	0	218	177	168	563	563	17215	78	220.71	-	222.03	=	-1.32	300	803	300	803
30	04/08/26	220	0	220	208	190	618	618	17833	81	220.16	-	220.71	=	-0.54	300	803	300	803
31	04/15/26	220	0	191	216	237	644	644	18477	84	219.96	-	220.16	=	-0.20	300	803	300	803

<100	100's	125's	150's	175's	200's	225's	250's	275's	300's
		1	4	15	24	29	8	2	1
<400	400's	450's	500's	550's	600's	650's	700's	750's	800's
				4	8	8	7		1

Avg of Game 1	Avg of Game 2	Avg of Game 3
227.61	219.61	212.68

High game of 300 on week 27      High series of 803 on week 27      High average of 244.00 after bowling week 3  
 Low game of 147 on week 15      Low series of 562 on week 8      Low average of 218.62 after bowling week 23

High Scores by Game  
 Game #1: 300 on week 27    Game #2: 278 on week 14    Game #3: 268 on week 27



Note: This report includes information through April 15 which is Week 31 of 33

**Aimee Majer's Bowling Record - Team 4: Mama's Boys**

Week No.	Bowling Date	Old Avg	Old HDCP	Scores			Total	HDCP Total	Pins	Gms	---Average Change---			High Game	High Sers	HDCP Game	HDCP Sers		
				-1-	-2-	-3-					New	Old	---> +/-						
1	09/03/25	bk141	63	135	129	168	432	621	432	3	144.00	-	0.00	=	144.00	168	432	231	621
2	09/10/25	bk141	63	146	177	136	459	648	891	6	148.50	-	144.00	=	4.50	177	459	240	648
3	09/17/25	bk141	63	108	136	149	393	582	1284	9	142.67	-	148.50	=	-5.83	177	459	240	648
4	09/24/25	142	62	157	126	119	402	588	1686	12	140.50	-	142.67	=	-2.17	177	459	240	648
5	10/01/25	140	64	97	150	142	389	581	2075	15	138.33	-	140.50	=	-2.17	177	459	240	648
6	10/08/25	138	65	129	140	105	374	569	2449	18	136.06	-	138.33	=	-2.28	177	459	240	648
7	10/15/25	136	67	127	143	149	419	620	2868	21	136.57	-	136.06	=	0.52	177	459	240	648
8	10/22/25	136	67	a136	a136	a136	408	609	2868	21	136.57	-	136.57	=	0.00	177	459	240	648
9	10/29/25	136	67	160	147	157	464	665	3332	24	138.83	-	136.57	=	2.26	177	464	240	665
10	11/05/25	138	0				0	0	3332	24	138.83	-	138.83	=	0.00	177	464	240	665
11	11/12/25	138	65	137	139	122	398	593	3730	27	138.15	-	138.83	=	-0.69	177	464	240	665
12	11/19/25	138	65	93	146	156	395	590	4125	30	137.50	-	138.15	=	-0.65	177	464	240	665
13	11/26/25	137	66	134	162	118	414	612	4539	33	137.55	-	137.50	=	0.05	177	464	240	665
14	12/03/25	137	66	123	118	169	410	608	4949	36	137.47	-	137.55	=	-0.07	177	464	240	665
15	12/10/25	137	66	a137	a137	a137	411	609	4949	36	137.47	-	137.47	=	0.00	177	464	240	665
16	12/17/25	137	66	122	103	124	349	547	5298	39	135.85	-	137.47	=	-1.63	177	464	240	665

**End of 1st split**

----- Week 17 was bowled after week 18 -----

17	01/07/26	134	68	140	159	115	414	618	5712	42	135.85	-	0.00	=	135.85	177	464	240	665
Scores were bowled after week 18 for weeks: 17																			
18	01/14/26	135	68	119	120	126	365	569	6077	45	135.04	-	135.85	=	-0.80	177	464	240	665
19	01/21/26	135	68	125	141	150	416	620	6493	48	135.27	-	135.04	=	0.23	177	464	240	665
20	01/28/26	135	68	153	152	135	440	644	6933	51	135.94	-	135.27	=	0.67	177	464	240	665
21	02/04/26	135	68	131	139	181	451	655	7384	54	136.74	-	135.94	=	0.80	181	464	249	665
22	02/11/26	136	67	139	164	91	394	595	7778	57	136.46	-	136.74	=	-0.28	181	464	249	665
23	02/18/26	136	67	109	149	108	366	567	8144	60	135.73	-	136.46	=	-0.72	181	464	249	665
24	02/25/26	135	0				0	0	8144	60	135.73	-	135.73	=	0.00	181	464	249	665
25	03/04/26	135	68	159	193	114	466	670	8610	63	136.67	-	135.73	=	0.93	193	466	261	670
26	03/11/26	136	67	139	133	139	411	612	9021	66	136.68	-	136.67	=	0.02	193	466	261	670
27	03/18/26	136	67	154	153	137	444	645	9465	69	137.17	-	136.68	=	0.49	193	466	261	670
28	03/25/26	137	66	124	128	129	381	579	9846	72	136.75	-	137.17	=	-0.42	193	466	261	670
29	04/01/26	136	0				0	0	9846	72	136.75	-	136.75	=	0.00	193	466	261	670
30	04/08/26	136	67	a136	a136	a136	408	609	9846	72	136.75	-	136.75	=	0.00	193	466	261	670
31	04/15/26	136	67				0	0	9846	72	136.75	-	136.75	=	0.00	193	466	261	670

**Summary Statistics**

<100	100's	125's	150's	175's	200's	225's	250's	275's	300's
3	17	33	16	3					
<400	400's	450's	500's	550's	600's	650's	700's	750's	800's
10	10	4							

Avg of Game 1	Avg of Game 2	Avg of Game 3
131.67	143.63	134.96

High game of 193 on week 25      High series of 466 on week 25      High average of 148.50 after bowling week 2  
 Low game of 91 on week 22      Low series of 349 on week 16      Low average of 135.04 after bowling week 18

High Scores by Game  
 Game #1: 160 on week 9    Game #2: 193 on week 25    Game #3: 181 on week 21

