

Note: This report includes information through April 1 which is Week 29 of 33

Lloyd Aguirre's Bowling Record - Team 4: Mama's Boys

Week No.	Bowling Date	Old Avg	Old HDCP	-			Total	HDCP Total	Pins	Gms	---Average Change---			High Game	High Sers	HDCP Game	HDCP Sers
				-1-	-2-	-3-					New - Old	---> +/-					
1	09/03/25	bk187	26	158	170	256	584	662	584	3	194.67	- 0.00	= 194.67	256	584	282	662
2	09/10/25	bk187	26	209	178	287	674	752	1258	6	209.67	- 194.67	= 15.00	287	674	313	752
3	09/17/25	bk187	26	196	195	169	560	638	1818	9	202.00	- 209.67	= -7.67	287	674	313	752
4	09/24/25	202	14	201	178	179	558	600	2376	12	198.00	- 202.00	= -4.00	287	674	313	752
5	10/01/25	198	0				0	0	2376	12	198.00	- 198.00	= 0.00	287	674	313	752
6	10/08/25	198	17	168	183	214	565	616	2941	15	196.07	- 198.00	= -1.93	287	674	313	752
7	10/15/25	196	0				0	0	2941	15	196.07	- 196.07	= 0.00	287	674	313	752
8	10/22/25	196	0				0	0	2941	15	196.07	- 196.07	= 0.00	287	674	313	752
9	10/29/25	196	19	190	218	218	626	683	3567	18	198.17	- 196.07	= 2.10	287	674	313	752
10	11/05/25	198	17	200	202	133	535	586	4102	21	195.33	- 198.17	= -2.83	287	674	313	752
11	11/12/25	195	0				0	0	4102	21	195.33	- 195.33	= 0.00	287	674	313	752
12	11/19/25	195	20	207	134	265	606	666	4708	24	196.17	- 195.33	= 0.83	287	674	313	752
13	11/26/25	196	19	200	202	205	607	664	5315	27	196.85	- 196.17	= 0.69	287	674	313	752
14	12/03/25	196	19	153	189	186	528	585	5843	30	194.77	- 196.85	= -2.09	287	674	313	752
15	12/10/25	194	0				0	0	5843	30	194.77	- 194.77	= 0.00	287	674	313	752
16	12/17/25	194	20	170	201	167	538	598	6381	33	193.36	- 194.77	= -1.40	287	674	313	752

End of 1st split

---- Week 17 was bowled after week 18 ----

17	01/07/26	193	21	a193	a193	a193	420	483	6381	33	193.36	- 0.00	= 193.36	287	674	313	752
Scores were bowled after week 18 for weeks: 17																	
18	01/14/26	193	0				0	0	6381	33	193.36	- 193.36	= 0.00	287	674	313	752
19	01/21/26	193	0				0	0	6381	33	193.36	- 193.36	= 0.00	287	674	313	752
20	01/28/26	193	0				0	0	6381	33	193.36	- 193.36	= 0.00	287	674	313	752
21	02/04/26	193	21	218	201	174	593	656	6974	36	193.72	- 193.36	= 0.36	287	674	313	752
22	02/11/26	193	21	254	242	235	731	794	7705	39	197.56	- 193.72	= 3.84	287	731	313	794
23	02/18/26	197	18	195	221	246	662	716	8367	42	199.21	- 197.56	= 1.65	287	731	313	794
24	02/25/26	199	0				0	0	8367	42	199.21	- 199.21	= 0.00	287	731	313	794
25	03/04/26	199	16	182	162	136	480	528	8847	45	196.60	- 199.21	= -2.61	287	731	313	794
26	03/11/26	196	19	267	244	203	714	771	9561	48	199.19	- 196.60	= 2.59	287	731	313	794
27	03/18/26	199	16	165	191	162	518	566	10079	51	197.63	- 199.19	= -1.56	287	731	313	794
28	03/25/26	197	18	247	161	163	571	625	10650	54	197.22	- 197.63	= -0.41	287	731	313	794
29	04/01/26	197	18	268	203	148	619	673	11269	57	197.70	- 197.22	= 0.48	287	731	313	794

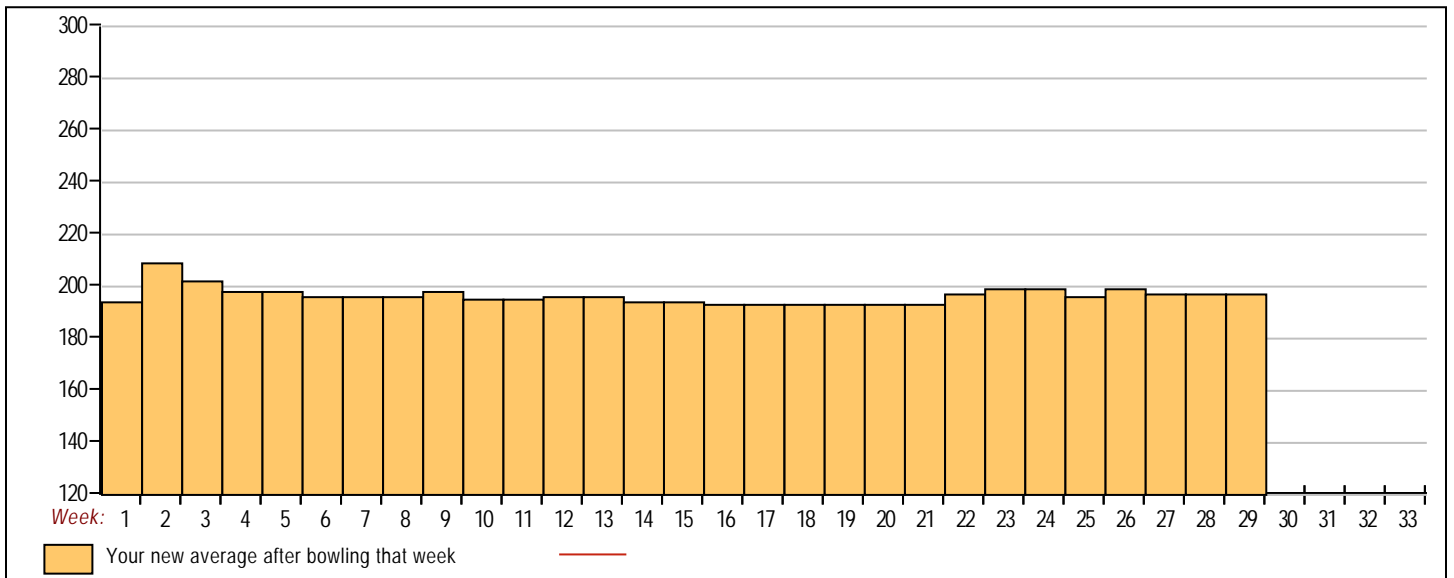
<100	100's	125's	150's	175's	200's	225's	250's	275's	300's
		4	13	12	17	5	5	1	
<400	400's	450's	500's	550's	600's	650's	700's	750's	800's
		1	4	6	4	2	2		

Avg of Game 1	Avg of Game 2	Avg of Game 3
202.53	193.42	197.16

High game of 287 on week 2 High series of 731 on week 22 High average of 209.67 after bowling week 2
 Low game of 133 on week 10 Low series of 480 on week 25 Low average of 193.36 after bowling week 16

High Scores by Game

Game #1: 268 on week 29 Game #2: 244 on week 26 Game #3: 287 on week 2



Note: This report includes information through April 1 which is Week 29 of 33

Milan Majer's Bowling Record - Team 4: Mama's Boys

Week No.	Bowling Date	Old Avg	Old HDCP	-1-	-2-	-3-	Total	HDCP Total	Pins	Gms	---Average Change---			High Game	High Sers	HDCP Game	HDCP Sers		
											New	Old	---> +/-						
1	09/03/25	bk204	0				0	0	0	0	-	0.00	=	0.00	0	0			
2	09/10/25	bk204	0				0	0	0	0	-	0.00	=	0.00	0	0			
3	09/17/25	bk204	12	171	229	235	635	671	635	3	211.67	-	0.00	=	211.67	235	635	247	671
4	09/24/25	bk204	12	177	256	169	602	638	1237	6	206.17	-	211.67	=	-5.50	256	635	268	671
5	10/01/25	bk204	12	174	191	218	583	619	1820	9	202.22	-	206.17	=	-3.94	256	635	268	671
6	10/08/25	202	14	214	196	238	648	690	2468	12	205.67	-	202.22	=	3.44	256	648	268	690
7	10/15/25	205	12	203	162	233	598	634	3066	15	204.40	-	205.67	=	-1.27	256	648	268	690
8	10/22/25	204	12	185	245	209	639	675	3705	18	205.83	-	204.40	=	1.43	256	648	268	690
9	10/29/25	205	0				0	0	3705	18	205.83	-	205.83	=	0.00	256	648	268	690
10	11/05/25	205	12	184	176	170	530	566	4235	21	201.67	-	205.83	=	-4.17	256	648	268	690
11	11/12/25	201	15	193	200	166	559	604	4794	24	199.75	-	201.67	=	-1.92	256	648	268	690
12	11/19/25	199	16	193	209	203	605	653	5399	27	199.96	-	199.75	=	0.21	256	648	268	690
13	11/26/25	199	0				0	0	5399	27	199.96	-	199.96	=	0.00	256	648	268	690
14	12/03/25	199	0				0	0	5399	27	199.96	-	199.96	=	0.00	256	648	268	690
15	12/10/25	199	16	266	171	224	661	709	6060	30	202.00	-	199.96	=	2.04	266	661	282	709
16	12/17/25	202	14	165	226	177	568	610	6628	33	200.85	-	202.00	=	-1.15	266	661	282	709

End of 1st split

---- Week 17 was bowled after week 18 ----

17	01/07/26	200	16	210	177	212	599	647	7227	36	200.85	-	0.00	=	200.85	266	661	282	709
Scores were bowled after week 18 for weeks: 17																			
18	01/14/26	200	16	172	220	214	606	654	7833	39	200.85	-	200.85	=	0.00	266	661	282	709
19	01/21/26	200	16	190	178	215	583	631	8416	42	200.38	-	200.85	=	-0.47	266	661	282	709
20	01/28/26	200	16	205	187	211	603	651	9019	45	200.42	-	200.38	=	0.04	266	661	282	709
21	02/04/26	200	16	252	205	261	718	766	9737	48	202.85	-	200.42	=	2.43	266	718	282	766
22	02/11/26	202	14	208	192	188	588	630	10325	51	202.45	-	202.85	=	-0.40	266	718	282	766
23	02/18/26	202	14	201	218	244	663	705	10988	54	203.48	-	202.45	=	1.03	266	718	282	766
24	02/25/26	203	13	223	207	205	635	674	11623	57	203.91	-	203.48	=	0.43	266	718	282	766
25	03/04/26	203	13	232	208	202	642	681	12265	60	204.42	-	203.91	=	0.50	266	718	282	766
26	03/11/26	204	12	179	173	226	578	614	12843	63	203.86	-	204.42	=	-0.56	266	718	282	766
27	03/18/26	203	13	236	206	194	636	675	13479	66	204.23	-	203.86	=	0.37	266	718	282	766
28	03/25/26	204	0				0	0	13479	66	204.23	-	204.23	=	0.00	266	718	282	766
29	04/01/26	204	12	237	204	248	689	725	14168	69	205.33	-	204.23	=	1.11	266	718	282	766

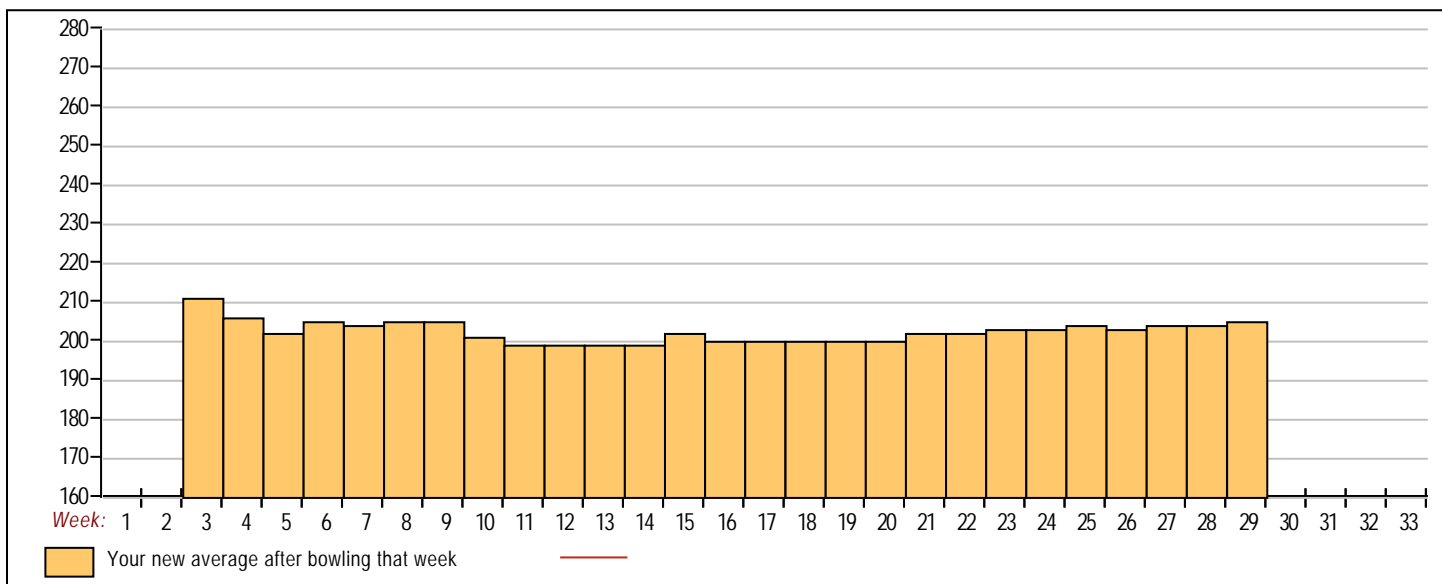
<100	100's	125's	150's	175's	200's	225's	250's	275's	300's
			10	17	26	12	4		
<400	400's	450's	500's	550's	600's	650's	700's	750's	800's
			1	8	10	3	1		

Avg of Game 1 **Avg of Game 2** **Avg of Game 3**
 203.04 201.57 211.39

High game of 266 on week 15 High series of 718 on week 21 High average of 211.67 after bowling week 3
 Low game of 162 on week 7 Low series of 530 on week 10 Low average of 199.75 after bowling week 11

High Scores by Game

Game #1: 266 on week 15 Game #2: 256 on week 4 Game #3: 261 on week 21



Note: This report includes information through April 1 which is Week 29 of 33

Duy Ton-That's Bowling Record - Team 4: Mama's Boys

Week No.	Bowling Date	Old Avg	Old HDCP	-1-	-2-	-3-	Total	HDCP Total	Pins	Gms	---Average Change---			High Game	High Sers	HDCP Game	HDCP Sers		
											New	Old	---> +/-						
2	09/10/25	bk222	0				0	0	0	0	-	0.00	=	0.00	0	0			
3	09/17/25	bk222	0	247	240	245	732	732	732	3	244.00	-	0.00	=	244.00	247	732	247	732
4	09/24/25	bk222	0	235	238	228	701	701	1433	6	238.83	-	244.00	=	-5.17	247	732	247	732
5	10/01/25	bk222	0	268	224	234	726	726	2159	9	239.89	-	238.83	=	1.06	268	732	268	732
6	10/08/25	239	0				0	0	2159	9	239.89	-	239.89	=	0.00	268	732	268	732
7	10/15/25	239	0	233	247	156	636	636	2795	12	232.92	-	239.89	=	-6.97	268	732	268	732
8	10/22/25	232	0	193	179	190	562	562	3357	15	223.80	-	232.92	=	-9.12	268	732	268	732
9	10/29/25	223	0	209	257	210	676	676	4033	18	224.06	-	223.80	=	0.26	268	732	268	732
10	11/05/25	224	0	237	202	161	600	600	4633	21	220.62	-	224.06	=	-3.44	268	732	268	732
11	11/12/25	220	0	238	202	235	675	675	5308	24	221.17	-	220.62	=	0.55	268	732	268	732
12	11/19/25	221	0	213	220	266	699	699	6007	27	222.48	-	221.17	=	1.31	268	732	268	732
13	11/26/25	222	0	179	258	218	655	655	6662	30	222.07	-	222.48	=	-0.41	268	732	268	732
14	12/03/25	222	0	213	278	225	716	716	7378	33	223.58	-	222.07	=	1.51	278	732	278	732
15	12/10/25	223	0	243	216	147	606	606	7984	36	221.78	-	223.58	=	-1.80	278	732	278	732
16	12/17/25	221	0	226	199	203	628	628	8612	39	220.82	-	221.78	=	-0.96	278	732	278	732

End of 1st split

17	01/07/26	220	0	236	256	226	718	718	9330	42	222.14	-	220.82	=	1.32	278	732	278	732
18	01/14/26	222	0	247	210	193	650	650	9980	45	221.78	-	222.14	=	-0.37	278	732	278	732
19	01/21/26	221	0	232	177	220	629	629	10609	48	221.02	-	221.78	=	-0.76	278	732	278	732
20	01/28/26	221	0	257	196	208	661	661	11270	51	220.98	-	221.02	=	-0.04	278	732	278	732
21	02/04/26	220	0	208	217	225	650	650	11920	54	220.74	-	220.98	=	-0.24	278	732	278	732
22	02/11/26	220	0	195	205	189	589	589	12509	57	219.46	-	220.74	=	-1.28	278	732	278	732
23	02/18/26	219	0	212	211	185	608	608	13117	60	218.62	-	219.46	=	-0.84	278	732	278	732
24	02/25/26	218	1	226	239	259	724	727	13841	63	219.70	-	218.62	=	1.08	278	732	278	732
25	03/04/26	219	0	193	171	226	590	590	14431	66	218.65	-	219.70	=	-1.05	278	732	278	732
26	03/11/26	218	1	279	234	232	745	748	15176	69	219.94	-	218.65	=	1.29	279	745	280	748
27	03/18/26	219	0	300	235	268	803	803	15979	72	221.93	-	219.94	=	1.99	300	803	300	803
28	03/25/26	221	0	225	237	211	673	673	16652	75	222.03	-	221.93	=	0.10	300	803	300	803
29	04/01/26	222	0	218	177	168	563	563	17215	78	220.71	-	222.03	=	-1.32	300	803	300	803

<100	100's	125's	150's	175's	200's	225's	250's	275's	300's
		1	4	13	21	28	8	2	1
<400	400's	450's	500's	550's	600's	650's	700's	750's	800's
				4	6	8	7		1

Avg of Game 1	Avg of Game 2	Avg of Game 3
229.31	220.19	212.62

High game of 300 on week 27

High series of 803 on week 27

High average of 244.00 after bowling week 3

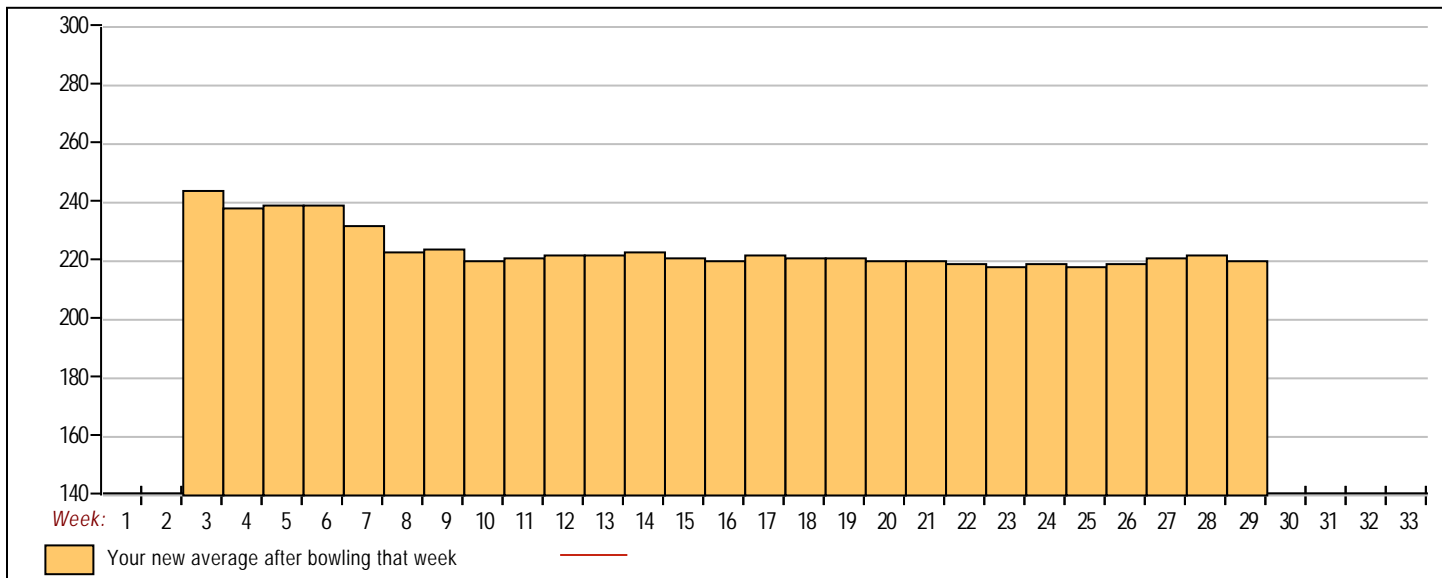
Low game of 147 on week 15

Low series of 562 on week 8

Low average of 218.62 after bowling week 23

High Scores by Game

Game #1: 300 on week 27 Game #2: 278 on week 14 Game #3: 268 on week 27



Note: This report includes information through April 1 which is Week 29 of 33

Aimee Majer's Bowling Record - Team 4: Mama's Boys

Week No.	Bowling Date	Old Avg	Old HDCP	-1- -2- -3-			Total	HDCP Total	Pins	Gms	---Average Change---			High Game	High Sers	HDCP Game	HDCP Sers
											New - Old	---> +/-					
1	09/03/25	bk141	63	135	129	168	432	621	432	3	144.00	- 0.00	= 144.00	168	432	231	621
2	09/10/25	bk141	63	146	177	136	459	648	891	6	148.50	- 144.00	= 4.50	177	459	240	648
3	09/17/25	bk141	63	108	136	149	393	582	1284	9	142.67	- 148.50	= -5.83	177	459	240	648
4	09/24/25	142	62	157	126	119	402	588	1686	12	140.50	- 142.67	= -2.17	177	459	240	648
5	10/01/25	140	64	97	150	142	389	581	2075	15	138.33	- 140.50	= -2.17	177	459	240	648
6	10/08/25	138	65	129	140	105	374	569	2449	18	136.06	- 138.33	= -2.28	177	459	240	648
7	10/15/25	136	67	127	143	149	419	620	2868	21	136.57	- 136.06	= 0.52	177	459	240	648
8	10/22/25	136	67	a136	a136	a136	408	609	2868	21	136.57	- 136.57	= 0.00	177	459	240	648
9	10/29/25	136	67	160	147	157	464	665	3332	24	138.83	- 136.57	= 2.26	177	464	240	665
10	11/05/25	138	0				0	0	3332	24	138.83	- 138.83	= 0.00	177	464	240	665
11	11/12/25	138	65	137	139	122	398	593	3730	27	138.15	- 138.83	= -0.69	177	464	240	665
12	11/19/25	138	65	93	146	156	395	590	4125	30	137.50	- 138.15	= -0.65	177	464	240	665
13	11/26/25	137	66	134	162	118	414	612	4539	33	137.55	- 137.50	= 0.05	177	464	240	665
14	12/03/25	137	66	123	118	169	410	608	4949	36	137.47	- 137.55	= -0.07	177	464	240	665
15	12/10/25	137	66	a137	a137	a137	411	609	4949	36	137.47	- 137.47	= 0.00	177	464	240	665
16	12/17/25	137	66	122	103	124	349	547	5298	39	135.85	- 137.47	= -1.63	177	464	240	665

End of 1st split

---- Week 17 was bowled after week 18 ----

17	01/07/26	134	68	140	159	115	414	618	5712	42	135.85	- 0.00	= 135.85	177	464	240	665
Scores were bowled after week 18 for weeks: 17																	
18	01/14/26	135	68	119	120	126	365	569	6077	45	135.04	- 135.85	= -0.80	177	464	240	665
19	01/21/26	135	68	125	141	150	416	620	6493	48	135.27	- 135.04	= 0.23	177	464	240	665
20	01/28/26	135	68	153	152	135	440	644	6933	51	135.94	- 135.27	= 0.67	177	464	240	665
21	02/04/26	135	68	131	139	181	451	655	7384	54	136.74	- 135.94	= 0.80	181	464	249	665
22	02/11/26	136	67	139	164	91	394	595	7778	57	136.46	- 136.74	= -0.28	181	464	249	665
23	02/18/26	136	67	109	149	108	366	567	8144	60	135.73	- 136.46	= -0.72	181	464	249	665
24	02/25/26	135	0				0	0	8144	60	135.73	- 135.73	= 0.00	181	464	249	665
25	03/04/26	135	68	159	193	114	466	670	8610	63	136.67	- 135.73	= 0.93	193	466	261	670
26	03/11/26	136	67	139	133	139	411	612	9021	66	136.68	- 136.67	= 0.02	193	466	261	670
27	03/18/26	136	67	154	153	137	444	645	9465	69	137.17	- 136.68	= 0.49	193	466	261	670
28	03/25/26	137	66	124	128	129	381	579	9846	72	136.75	- 137.17	= -0.42	193	466	261	670
29	04/01/26	136	67				0	0	9846	72	136.75	- 136.75	= 0.00	193	466	261	670



<100	100's	125's	150's	175's	200's	225's	250's	275's	300's
3	17	33	16	3					
<400	400's	450's	500's	550's	600's	650's	700's	750's	800's
10	10	4							

Avg of Game 1 **Avg of Game 2** **Avg of Game 3**
 131.67 143.63 134.96

High game of 193 on week 25
 Low game of 91 on week 22

High series of 466 on week 25
 Low series of 349 on week 16

High average of 148.50 after bowling week 2
 Low average of 135.04 after bowling week 18

High Scores by Game

Game #1: 160 on week 9 Game #2: 193 on week 25 Game #3: 181 on week 21

