

Note: This report includes information through April 29 which is Week 33 of 33

**Alyssa Chan's Bowling Record - Team 3: Team 3**

Week No.	Bowling Date	Old Avg	Old HDCP	-			Total	HDCP Total	Pins	Gms	---Average Change---			High Game	High Sers	HDCP Game	HDCP Sers		
				-1-	-2-	-3-					New	Old	---> +/-						
1	09/03/25	bk151	55	110	188	125	423	588	423	3	141.00	-	0.00	=	141.00	188	423	243	588
2	09/10/25	bk151	55	174	153	171	498	663	921	6	153.50	-	141.00	=	12.50	188	498	243	663
3	09/17/25	bk151	55	129	117	126	372	537	1293	9	143.67	-	153.50	=	-9.83	188	498	243	663
4	09/24/25	143	61	115	152	151	418	601	1711	12	142.58	-	143.67	=	-1.08	188	498	243	663
5	10/01/25	142	62	153	177	216	546	732	2257	15	150.47	-	142.58	=	7.88	216	546	278	732
6	10/08/25	150	0				0	0	2257	15	150.47	-	150.47	=	0.00	216	546	278	732
7	10/15/25	150	0				0	0	2257	15	150.47	-	150.47	=	0.00	216	546	278	732
8	10/22/25	150	0				0	0	2257	15	150.47	-	150.47	=	0.00	216	546	278	732
9	10/29/25	150	56	137	128	139	404	572	2661	18	147.83	-	150.47	=	-2.63	216	546	278	732
10	11/05/25	147	58	176	169	169	514	688	3175	21	151.19	-	147.83	=	3.36	216	546	278	732
11	11/12/25	151	55	146	162	111	419	584	3594	24	149.75	-	151.19	=	-1.44	216	546	278	732
12	11/19/25	149	56	135	156	145	436	604	4030	27	149.26	-	149.75	=	-0.49	216	546	278	732
13	11/26/25	149	56	129	182	131	442	610	4472	30	149.07	-	149.26	=	-0.19	216	546	278	732
14	12/03/25	149	56	179	131	131	441	609	4913	33	148.88	-	149.07	=	-0.19	216	546	278	732
15	12/10/25	148	57	113	153	133	399	570	5312	36	147.56	-	148.88	=	-1.32	216	546	278	732
16	12/17/25	147	58	138	176	172	486	660	5798	39	148.67	-	147.56	=	1.11	216	546	278	732

**End of 1st split**

17	01/07/26	148	57	150	167	135	452	623	6250	42	148.81	-	148.67	=	0.14	216	546	278	732
18	01/14/26	148	0				0	0	6250	42	148.81	-	148.81	=	0.00	216	546	278	732
19	01/21/26	148	57	157	130	150	437	608	6687	45	148.60	-	148.81	=	-0.21	216	546	278	732
20	01/28/26	148	0				0	0	6687	45	148.60	-	148.60	=	0.00	216	546	278	732
21	02/04/26	148	57	158	163	168	489	660	7176	48	149.50	-	148.60	=	0.90	216	546	278	732
22	02/11/26	149	56	220	181	253	654	822	7830	51	153.53	-	149.50	=	4.03	253	654	309	822
23	02/18/26	153	53	145	158	112	415	574	8245	54	152.69	-	153.53	=	-0.84	253	654	309	822
24	02/25/26	152	0				0	0	8245	54	152.69	-	152.69	=	0.00	253	654	309	822
25	03/04/26	152	0				0	0	8245	54	152.69	-	152.69	=	0.00	253	654	309	822
26	03/11/26	152	0				0	0	8245	54	152.69	-	152.69	=	0.00	253	654	309	822
27	03/18/26	152	0				0	0	8245	54	152.69	-	152.69	=	0.00	253	654	309	822
28	03/25/26	152	54	173	149	179	501	663	8746	57	153.44	-	152.69	=	0.75	253	654	309	822
29	04/01/26	153	53	188	126	158	472	631	9218	60	153.63	-	153.44	=	0.19	253	654	309	822
30	04/08/26	153	0				0	0	9218	60	153.63	-	153.63	=	0.00	253	654	309	822
31	04/15/26	153	53	104	146	199	449	608	9667	63	153.44	-	153.63	=	-0.19	253	654	309	822
32	04/22/26	153	53	134	216	177	527	686	10194	66	154.45	-	153.44	=	1.01	253	654	309	822
33	04/29/26	154	52	138	148	144	430	586	10194	66	154.45	-	154.45	=	0.00	253	654	309	822

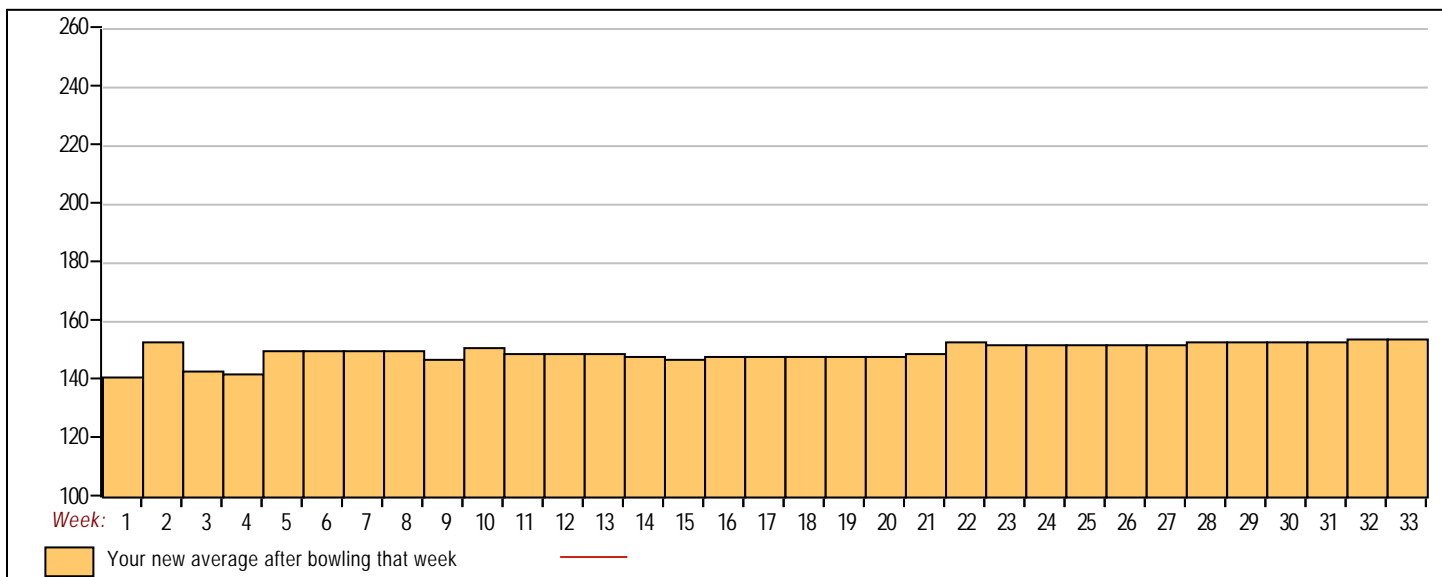
**End of 2nd split**

<u>&lt;100</u>	<u>100's</u>	<u>125's</u>	<u>150's</u>	<u>175's</u>	<u>200's</u>	<u>225's</u>	<u>250's</u>	<u>275's</u>	<u>300's</u>
	7	25	22	11	3		1		
<u>&lt;400</u>	<u>400's</u>	<u>450's</u>	<u>500's</u>	<u>550's</u>	<u>600's</u>	<u>650's</u>	<u>700's</u>	<u>750's</u>	<u>800's</u>
2	11	5	4			1			

**Avg of Game 1**    **Avg of Game 2**    **Avg of Game 3**  
 147.87                      157.74                      156.30

High game of 253 on week 22                      High series of 654 on week 22                      High average of 154.45 after bowling week 32  
 Low game of 104 on week 31                      Low series of 372 on week 3                      Low average of 141.00 after bowling week 1

High Scores by Game  
 Game #1: 220 on week 22    Game #2: 216 on week 32    Game #3: 253 on week 22



Note: This report includes information through April 29 which is Week 33 of 33

**Albert Wong's Bowling Record - Team 3: Team 3**

Week No.	Bowling Date	Old Avg	Old HDCP	-1- -2- -3-			Total	HDCP Total	Pins	Gms	---Average Change---			High Game	High Sers	HDCP Game	HDCP Sers
				-1-	-2-	-3-					New - Old	---> +/-					
1	09/03/25	bk173	37	154	144	139	437	548	437	3	145.67	- 0.00	= 145.67	154	437	191	548
2	09/10/25	bk173	37	169	179	134	482	593	919	6	153.17	- 145.67	= 7.50	179	482	216	593
3	09/17/25	bk173	37	163	173	152	488	599	1407	9	156.33	- 153.17	= 3.17	179	488	216	599
4	09/24/25	163	45	161	156	118	435	570	1842	12	153.50	- 156.33	= -2.83	179	488	216	599
5	10/01/25	163	45	156	201	203	560	695	2402	15	160.13	- 153.50	= 6.63	203	560	248	695
6	10/08/25	163	45	167	165	191	523	658	2925	18	162.50	- 160.13	= 2.37	203	560	248	695
7	10/15/25	163	45	166	212	191	569	704	3494	21	166.38	- 162.50	= 3.88	212	569	257	704
8	10/22/25	166	43	184	159	167	510	639	4004	24	166.83	- 166.38	= 0.45	212	569	257	704
9	10/29/25	166	43	192	153	219	564	693	4568	27	169.19	- 166.83	= 2.35	219	569	262	704
10	11/05/25	169	40	159	204	193	556	676	5124	30	170.80	- 169.19	= 1.61	219	569	262	704
11	11/12/25	170	40	204	172	236	612	732	5736	33	173.82	- 170.80	= 3.02	236	612	276	732
12	11/19/25	173	37	168	154	211	533	644	6269	36	174.14	- 173.82	= 0.32	236	612	276	732
13	11/26/25	174	36	188	171	247	606	714	6875	39	176.28	- 174.14	= 2.14	247	612	283	732
14	12/03/25	176	35	212	177	154	543	648	7418	42	176.62	- 176.28	= 0.34	247	612	283	732
15	12/10/25	176	35	158	226	167	551	656	7969	45	177.09	- 176.62	= 0.47	247	612	283	732
16	12/17/25	177	34	172	232	163	567	669	8536	48	177.83	- 177.09	= 0.74	247	612	283	732

**End of 1st split**

17	01/07/26	177	34	179	192	172	543	645	9079	51	178.02	- 177.83	= 0.19	247	612	283	732
18	01/14/26	178	33	171	175	181	527	626	9606	54	177.89	- 178.02	= -0.13	247	612	283	732
19	01/21/26	177	34	147	211	170	528	630	10134	57	177.79	- 177.89	= -0.10	247	612	283	732
20	01/28/26	177	34	a177	a177	a177	531	633	10134	57	177.79	- 177.79	= 0.00	247	612	283	732
21	02/04/26	177	0				0	0	10134	57	177.79	- 177.79	= 0.00	247	612	283	732
22	02/11/26	177	34	225	187	214	626	728	10760	60	179.33	- 177.79	= 1.54	247	626	283	732
23	02/18/26	179	32	178	168	158	504	600	11264	63	178.79	- 179.33	= -0.54	247	626	283	732
24	02/25/26	178	33	134	185	228	547	646	11811	66	178.95	- 178.79	= 0.16	247	626	283	732
25	03/04/26	178	33	149	214	235	598	697	12409	69	179.84	- 178.95	= 0.89	247	626	283	732
26	03/11/26	179	32	171	183	206	560	656	12969	72	180.13	- 179.84	= 0.28	247	626	283	732
27	03/18/26	180	32	213	277	237	727	823	13696	75	182.61	- 180.13	= 2.49	277	727	309	823
28	03/25/26	182	30	186	168	170	524	614	14220	78	182.31	- 182.61	= -0.31	277	727	309	823
29	04/01/26	182	30	144	185	167	496	586	14716	81	181.68	- 182.31	= -0.63	277	727	309	823
30	04/08/26	181	31	206	181	230	617	710	15333	84	182.54	- 181.68	= 0.86	277	727	309	823
31	04/15/26	182	30	192	195	187	574	664	15907	87	182.84	- 182.54	= 0.30	277	727	309	823
32	04/22/26	182	30	166	174	157	497	587	16404	90	182.27	- 182.84	= -0.57	277	727	309	823
33	04/29/26	182	30	200	211	180	591	681	16404	90	182.27	- 182.27	= 0.00	277	727	309	823

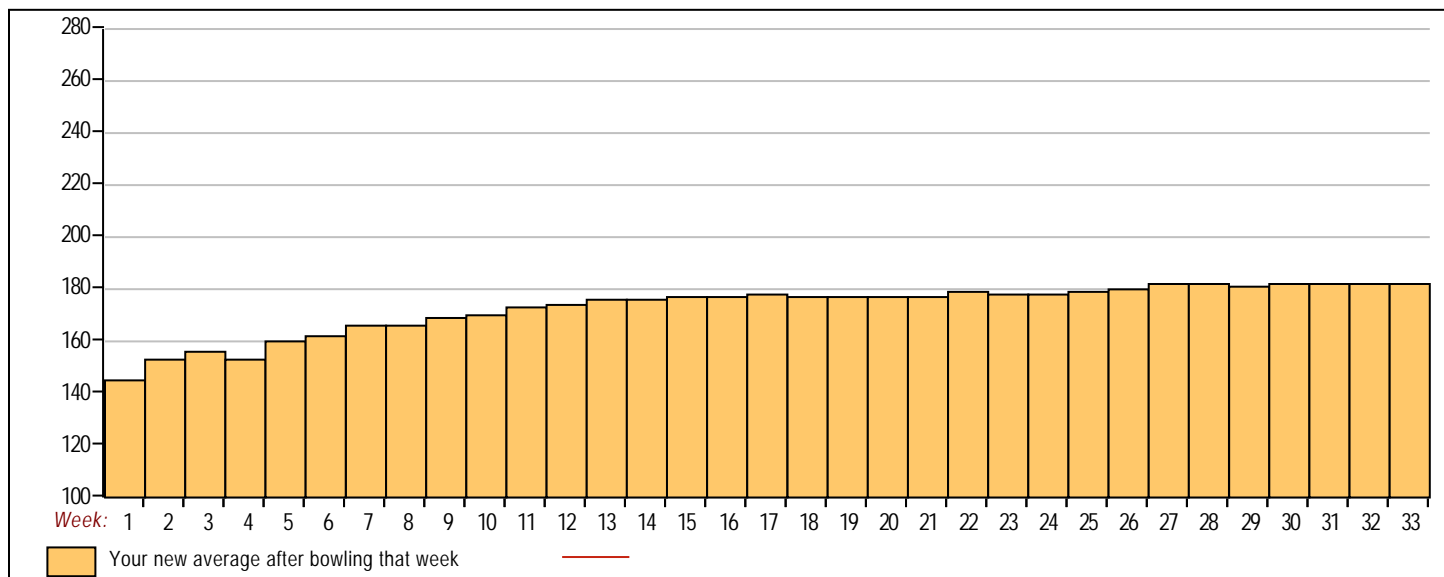
**End of 2nd split**

<u>&lt;100</u>	<u>100's</u>	<u>125's</u>	<u>150's</u>	<u>175's</u>	<u>200's</u>	<u>225's</u>	<u>250's</u>	<u>275's</u>	<u>300's</u>
	1	7	36	23	16	9		1	
<u>&lt;400</u>	<u>400's</u>	<u>450's</u>	<u>500's</u>	<u>550's</u>	<u>600's</u>	<u>650's</u>	<u>700's</u>	<u>750's</u>	<u>800's</u>
	2	4	10	10	4		1		

**Avg of Game 1**    **Avg of Game 2**    **Avg of Game 3**  
 175.29                      186.58                      186.35

High game of 277 on week 27                      High series of 727 on week 27                      High average of 182.84 after bowling week 31  
 Low game of 118 on week 4                      Low series of 435 on week 4                      Low average of 145.67 after bowling week 1

High Scores by Game  
 Game #1: 225 on week 22    Game #2: 277 on week 27    Game #3: 247 on week 13



Note: This report includes information through April 29 which is Week 33 of 33

David Chen's Bowling Record - Team 3: Team 3

Table with columns: Week No., Bowling Date, Old Avg, Old HDCP, -1-, -2-, -3-, Total, HDCP Total, Pins, Gms, ---Average Change--- (New - Old ---> +/-), High Game, High Sers, HDCP Game, HDCP Sers. Rows 1-16.

End of 1st split

Table with columns: Week No., Bowling Date, Old Avg, Old HDCP, -1-, -2-, -3-, Total, HDCP Total, Pins, Gms, ---Average Change--- (New - Old ---> +/-), High Game, High Sers, HDCP Game, HDCP Sers. Rows 17-33.

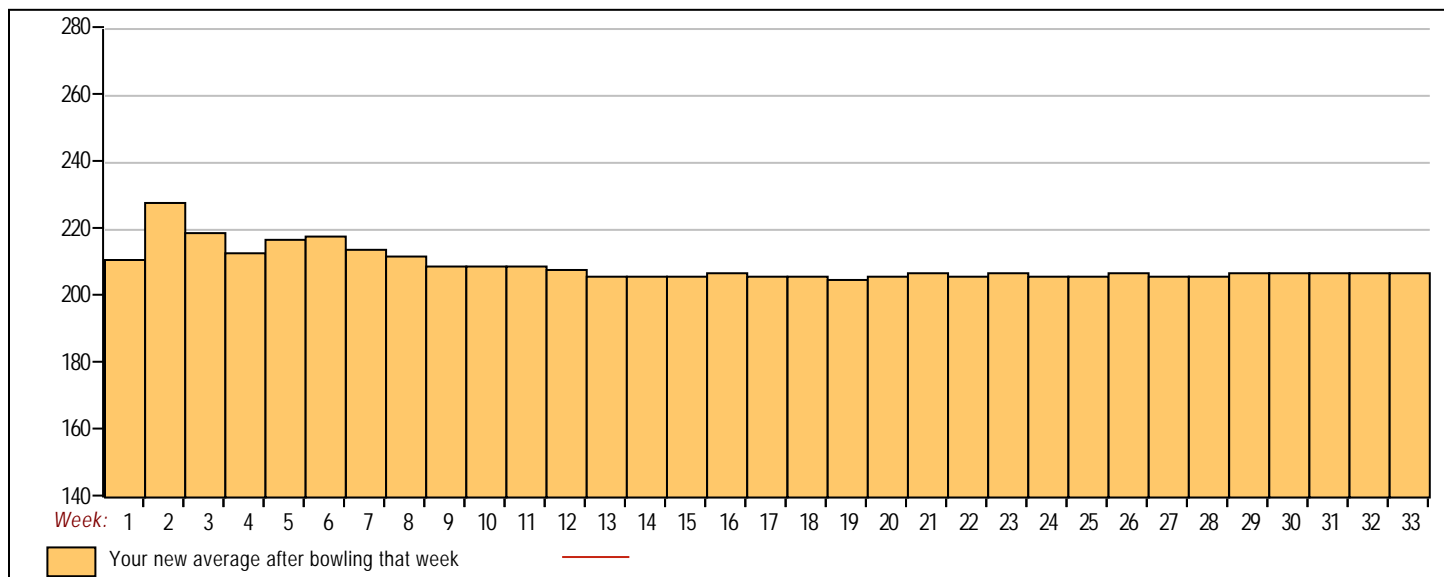
End of 2nd split

Summary table for score ranges: <100, 100's, 125's, 150's, 175's, 200's, 225's, 250's, 275's, 300's, <400, 400's, 450's, 500's, 550's, 600's, 650's, 700's, 750's, 800's.

Avg of Game 1: 206.48, Avg of Game 2: 204.52, Avg of Game 3: 211.85

High game of 275 on week 5, High series of 736 on week 2, High average of 228.50 after bowling week 2, Low game of 150 on week 13, Low series of 539 on week 13, Low average of 205.54 after bowling week 19

High Scores by Game: Game #1: 269 on week 6, Game #2: 275 on week 5, Game #3: 257 on week 11



Note: This report includes information through April 29 which is Week 33 of 33

**Chris Villanueva's Bowling Record - Team 3: Team 3**

Week No.	Bowling Date	Old Avg	Old HDCP	-1-	-2-	-3-	Total	HDCP Total	Pins	Gms	---Average Change---			High Game	High Sers	HDCP Game	HDCP Sers		
											New	Old	Change +/-						
4	09/24/25	bk209	0				0	0	0	0	-	0.00	=	0.00	0	0			
5	10/01/25	bk209	0				0	0	0	0	-	0.00	=	0.00	0	0			
6	10/08/25	bk209	8	236	237	145	618	642	618	3	206.00	-	0.00	=	206.00	237	618	245	642
7	10/15/25	bk209	8	206	216	217	639	663	1257	6	209.50	-	206.00	=	3.50	237	639	245	663
8	10/22/25	bk209	8	193	195	177	565	589	1822	9	202.44	-	209.50	=	-7.06	237	639	245	663
9	10/29/25	202	0				0	0	1822	9	202.44	-	202.44	=	0.00	237	639	245	663
10	11/05/25	202	0				0	0	1822	9	202.44	-	202.44	=	0.00	237	639	245	663
11	11/12/25	202	0				0	0	1822	9	202.44	-	202.44	=	0.00	237	639	245	663
12	11/19/25	202	0				0	0	1822	9	202.44	-	202.44	=	0.00	237	639	245	663
13	11/26/25	202	0				0	0	1822	9	202.44	-	202.44	=	0.00	237	639	245	663
14	12/03/25	202	0				0	0	1822	9	202.44	-	202.44	=	0.00	237	639	245	663
15	12/10/25	202	0				0	0	1822	9	202.44	-	202.44	=	0.00	237	639	245	663
16	12/17/25	202	0				0	0	1822	9	202.44	-	202.44	=	0.00	237	639	245	663

**End of 1st split**

17	01/07/26	202	0				0	0	1822	9	202.44	-	202.44	=	0.00	237	639	245	663
18	01/14/26	202	14	219	203	259	681	723	2503	12	208.58	-	202.44	=	6.14	259	681	273	723
19	01/21/26	208	0				0	0	2503	12	208.58	-	208.58	=	0.00	259	681	273	723
20	01/28/26	208	9	231	246	214	691	718	3194	15	212.93	-	208.58	=	4.35	259	691	273	723
21	02/04/26	212	6	182	170	233	585	603	3779	18	209.94	-	212.93	=	-2.99	259	691	273	723
22	02/11/26	209	0				0	0	3779	18	209.94	-	209.94	=	0.00	259	691	273	723
23	02/18/26	209	0				0	0	3779	18	209.94	-	209.94	=	0.00	259	691	273	723
24	02/25/26	209	8	226	243	214	683	707	4462	21	212.48	-	209.94	=	2.53	259	691	273	723
25	03/04/26	212	6	219	200	218	637	655	5099	24	212.46	-	212.48	=	-0.02	259	691	273	723
26	03/11/26	212	6	243	188	181	612	630	5711	27	211.52	-	212.46	=	-0.94	259	691	273	723
27	03/18/26	211	7	219	176	193	588	609	6299	30	209.97	-	211.52	=	-1.55	259	691	273	723
28	03/25/26	209	0				0	0	6299	30	209.97	-	209.97	=	0.00	259	691	273	723
29	04/01/26	209	0				0	0	6299	30	209.97	-	209.97	=	0.00	259	691	273	723
30	04/08/26	209	8	182	191	203	576	600	6875	33	208.33	-	209.97	=	-1.63	259	691	273	723
31	04/15/26	208	0				0	0	6875	33	208.33	-	208.33	=	0.00	259	691	273	723
32	04/22/26	208	0				0	0	6875	33	208.33	-	208.33	=	0.00	259	691	273	723
33	04/29/26	208	9				0	0	6875	33	208.33	-	208.33	=	0.00	259	691	273	723

**End of 2nd split**

<100	100's	125's	150's	175's	200's	225's	250's	275's	300's
		1	1	10	12	8	1		
<400	400's	450's	500's	550's	600's	650's	700's	750's	800's
				4	4	3			

Avg of Game 1	Avg of Game 2	Avg of Game 3
214.18	205.91	204.91

High game of 259 on week 18      High series of 691 on week 20      High average of 212.93 after bowling week 20  
 Low game of 145 on week 6      Low series of 565 on week 8      Low average of 202.44 after bowling week 8

High Scores by Game  
 Game #1: 243 on week 26    Game #2: 246 on week 20    Game #3: 259 on week 18

