

Note: This report includes information through April 1 which is Week 29 of 33

**Alyssa Chan's Bowling Record - Team 3: Team 3**

Week No.	Bowling Date	Old Avg	Old HDCP	-			Total	HDCP Total	Pins	Gms	---Average Change---			High Game	High Sers	HDCP Game	HDCP Sers		
				-1-	-2-	-3-					New	Old	---> +/-						
1	09/03/25	bk151	55	110	188	125	423	588	423	3	141.00	-	0.00	=	141.00	188	423	243	588
2	09/10/25	bk151	55	174	153	171	498	663	921	6	153.50	-	141.00	=	12.50	188	498	243	663
3	09/17/25	bk151	55	129	117	126	372	537	1293	9	143.67	-	153.50	=	-9.83	188	498	243	663
4	09/24/25	143	61	115	152	151	418	601	1711	12	142.58	-	143.67	=	-1.08	188	498	243	663
5	10/01/25	142	62	153	177	216	546	732	2257	15	150.47	-	142.58	=	7.88	216	546	278	732
6	10/08/25	150	0				0	0	2257	15	150.47	-	150.47	=	0.00	216	546	278	732
7	10/15/25	150	0				0	0	2257	15	150.47	-	150.47	=	0.00	216	546	278	732
8	10/22/25	150	0				0	0	2257	15	150.47	-	150.47	=	0.00	216	546	278	732
9	10/29/25	150	56	137	128	139	404	572	2661	18	147.83	-	150.47	=	-2.63	216	546	278	732
10	11/05/25	147	58	176	169	169	514	688	3175	21	151.19	-	147.83	=	3.36	216	546	278	732
11	11/12/25	151	55	146	162	111	419	584	3594	24	149.75	-	151.19	=	-1.44	216	546	278	732
12	11/19/25	149	56	135	156	145	436	604	4030	27	149.26	-	149.75	=	-0.49	216	546	278	732
13	11/26/25	149	56	129	182	131	442	610	4472	30	149.07	-	149.26	=	-0.19	216	546	278	732
14	12/03/25	149	56	179	131	131	441	609	4913	33	148.88	-	149.07	=	-0.19	216	546	278	732
15	12/10/25	148	57	113	153	133	399	570	5312	36	147.56	-	148.88	=	-1.32	216	546	278	732
16	12/17/25	147	58	138	176	172	486	660	5798	39	148.67	-	147.56	=	1.11	216	546	278	732

**End of 1st split**

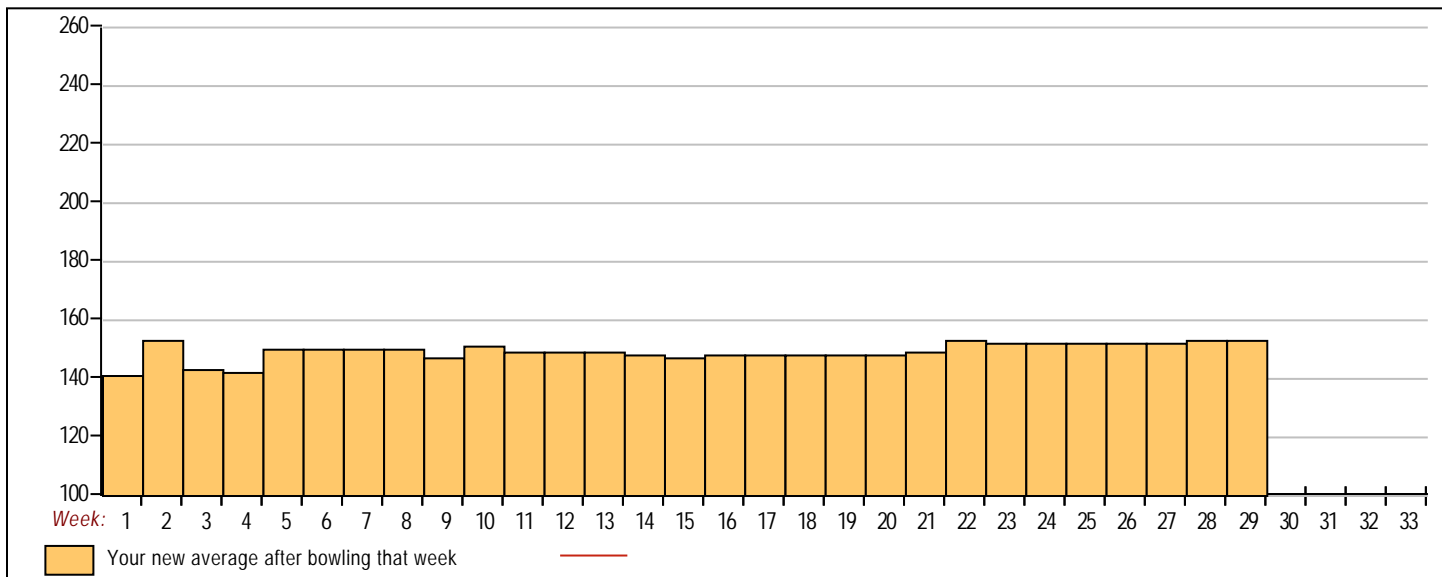
17	01/07/26	148	57	150	167	135	452	623	6250	42	148.81	-	148.67	=	0.14	216	546	278	732
18	01/14/26	148	0				0	0	6250	42	148.81	-	148.81	=	0.00	216	546	278	732
19	01/21/26	148	57	157	130	150	437	608	6687	45	148.60	-	148.81	=	-0.21	216	546	278	732
20	01/28/26	148	0				0	0	6687	45	148.60	-	148.60	=	0.00	216	546	278	732
21	02/04/26	148	57	158	163	168	489	660	7176	48	149.50	-	148.60	=	0.90	216	546	278	732
22	02/11/26	149	56	220	181	253	654	822	7830	51	153.53	-	149.50	=	4.03	253	654	309	822
23	02/18/26	153	53	145	158	112	415	574	8245	54	152.69	-	153.53	=	-0.84	253	654	309	822
24	02/25/26	152	0				0	0	8245	54	152.69	-	152.69	=	0.00	253	654	309	822
25	03/04/26	152	0				0	0	8245	54	152.69	-	152.69	=	0.00	253	654	309	822
26	03/11/26	152	0				0	0	8245	54	152.69	-	152.69	=	0.00	253	654	309	822
27	03/18/26	152	0				0	0	8245	54	152.69	-	152.69	=	0.00	253	654	309	822
28	03/25/26	152	54	173	149	179	501	663	8746	57	153.44	-	152.69	=	0.75	253	654	309	822
29	04/01/26	153	53	188	126	158	472	631	9218	60	153.63	-	153.44	=	0.19	253	654	309	822

<100	100's	125's	150's	175's	200's	225's	250's	275's	300's
	6	20	22	9	2		1		
<400	400's	450's	500's	550's	600's	650's	700's	750's	800's
2	9	5	3			1			

**Avg of Game 1**    **Avg of Game 2**    **Avg of Game 3**  
 151.25                      155.90                      153.75

High game of 253 on week 22                      High series of 654 on week 22                      High average of 153.63 after bowling week 29  
 Low game of 110 on week 1                      Low series of 372 on week 3                      Low average of 141.00 after bowling week 1

High Scores by Game  
 Game #1: 220 on week 22    Game #2: 188 on week 1    Game #3: 253 on week 22



Note: This report includes information through April 1 which is Week 29 of 33

**Albert Wong's Bowling Record - Team 3: Team 3**

Week No.	Bowling Date	Old Avg	Old HDCP	-			Total	HDCP Total	Pins	Gms	---Average Change---			High Game	High Sers	HDCP Game	HDCP Sers		
				-1-	-2-	-3-					New	Old	---> +/-						
1	09/03/25	bk173	37	154	144	139	437	548	437	3	145.67	-	0.00	=	145.67	154	437	191	548
2	09/10/25	bk173	37	169	179	134	482	593	919	6	153.17	-	145.67	=	7.50	179	482	216	593
3	09/17/25	bk173	37	163	173	152	488	599	1407	9	156.33	-	153.17	=	3.17	179	488	216	599
4	09/24/25	163	45	161	156	118	435	570	1842	12	153.50	-	156.33	=	-2.83	179	488	216	599
5	10/01/25	163	45	156	201	203	560	695	2402	15	160.13	-	153.50	=	6.63	203	560	248	695
6	10/08/25	163	45	167	165	191	523	658	2925	18	162.50	-	160.13	=	2.37	203	560	248	695
7	10/15/25	163	45	166	212	191	569	704	3494	21	166.38	-	162.50	=	3.88	212	569	257	704
8	10/22/25	166	43	184	159	167	510	639	4004	24	166.83	-	166.38	=	0.45	212	569	257	704
9	10/29/25	166	43	192	153	219	564	693	4568	27	169.19	-	166.83	=	2.35	219	569	262	704
10	11/05/25	169	40	159	204	193	556	676	5124	30	170.80	-	169.19	=	1.61	219	569	262	704
11	11/12/25	170	40	204	172	236	612	732	5736	33	173.82	-	170.80	=	3.02	236	612	276	732
12	11/19/25	173	37	168	154	211	533	644	6269	36	174.14	-	173.82	=	0.32	236	612	276	732
13	11/26/25	174	36	188	171	247	606	714	6875	39	176.28	-	174.14	=	2.14	247	612	283	732
14	12/03/25	176	35	212	177	154	543	648	7418	42	176.62	-	176.28	=	0.34	247	612	283	732
15	12/10/25	176	35	158	226	167	551	656	7969	45	177.09	-	176.62	=	0.47	247	612	283	732
16	12/17/25	177	34	172	232	163	567	669	8536	48	177.83	-	177.09	=	0.74	247	612	283	732

**End of 1st split**

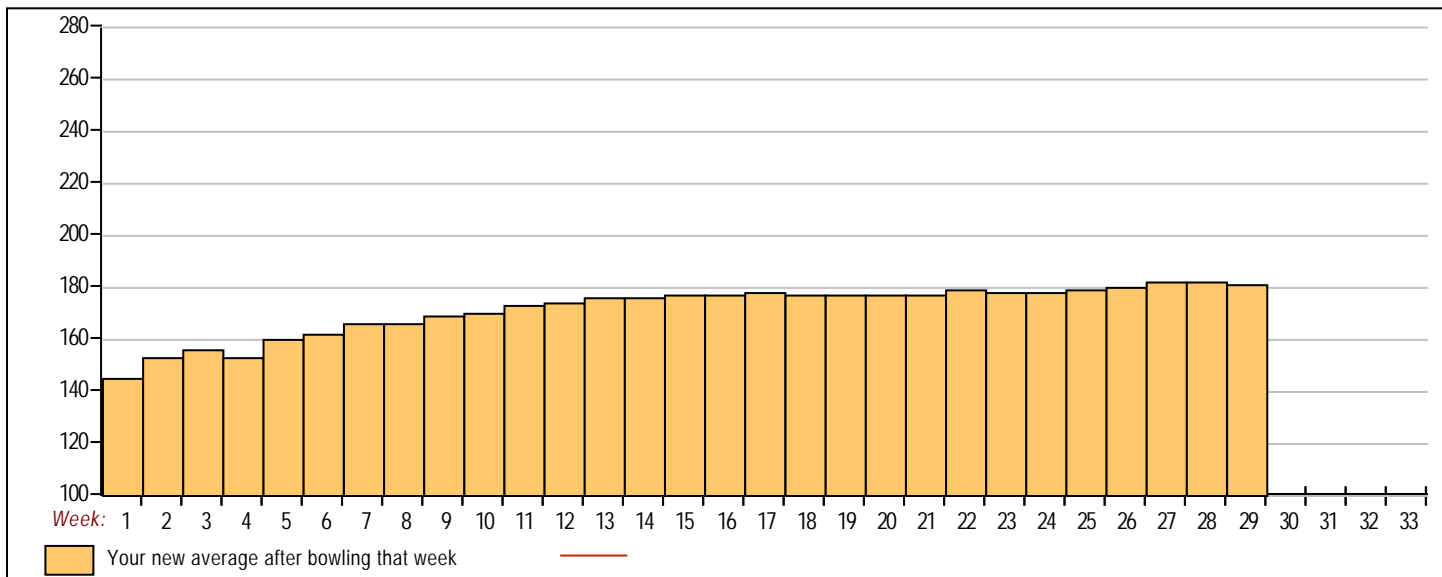
17	01/07/26	177	34	179	192	172	543	645	9079	51	178.02	-	177.83	=	0.19	247	612	283	732
18	01/14/26	178	33	171	175	181	527	626	9606	54	177.89	-	178.02	=	-0.13	247	612	283	732
19	01/21/26	177	34	147	211	170	528	630	10134	57	177.79	-	177.89	=	-0.10	247	612	283	732
20	01/28/26	177	34	a177	a177	a177	531	633	10134	57	177.79	-	177.79	=	0.00	247	612	283	732
21	02/04/26	177	0				0	0	10134	57	177.79	-	177.79	=	0.00	247	612	283	732
22	02/11/26	177	34	225	187	214	626	728	10760	60	179.33	-	177.79	=	1.54	247	626	283	732
23	02/18/26	179	32	178	168	158	504	600	11264	63	178.79	-	179.33	=	-0.54	247	626	283	732
24	02/25/26	178	33	134	185	228	547	646	11811	66	178.95	-	178.79	=	0.16	247	626	283	732
25	03/04/26	178	33	149	214	235	598	697	12409	69	179.84	-	178.95	=	0.89	247	626	283	732
26	03/11/26	179	32	171	183	206	560	656	12969	72	180.13	-	179.84	=	0.28	247	626	283	732
27	03/18/26	180	32	213	277	237	727	823	13696	75	182.61	-	180.13	=	2.49	277	727	309	823
28	03/25/26	182	30	186	168	170	524	614	14220	78	182.31	-	182.61	=	-0.31	277	727	309	823
29	04/01/26	182	30	144	185	167	496	586	14716	81	181.68	-	182.31	=	-0.63	277	727	309	823

<100	100's	125's	150's	175's	200's	225's	250's	275's	300's
	1	7	33	18	13	8		1	
<400	400's	450's	500's	550's	600's	650's	700's	750's	800's
	2	3	10	8	3		1		

**Avg of Game 1**    **Avg of Game 2**    **Avg of Game 3**  
 172.96                      186.04                      186.04

High game of 277 on week 27                      High series of 727 on week 27                      High average of 182.61 after bowling week 27  
 Low game of 118 on week 4                      Low series of 435 on week 4                      Low average of 145.67 after bowling week 1

High Scores by Game  
 Game #1: 225 on week 22    Game #2: 277 on week 27    Game #3: 247 on week 13



Note: This report includes information through April 1 which is Week 29 of 33

**David Chen's Bowling Record - Team 3: Team 3**

Week No.	Bowling Date	Old Avg	Old HDCP	-1-	-2-	-3-	Total	HDCP Total	Pins	Gms	---Average Change---			High Game	High Sers	HDCP Game	HDCP Sers		
											New	Old	---> +/-						
1	09/03/25	bk200	16	203	220	212	635	683	635	3	211.67	-	0.00	=	211.67	220	635	236	683
2	09/10/25	bk200	16	234	258	244	736	784	1371	6	228.50	-	211.67	=	16.83	258	736	274	784
3	09/17/25	bk200	16	219	181	205	605	653	1976	9	219.56	-	228.50	=	-8.94	258	736	274	784
4	09/24/25	219	0	224	152	215	591	591	2567	12	213.92	-	219.56	=	-5.64	258	736	274	784
5	10/01/25	213	5	216	275	204	695	710	3262	15	217.47	-	213.92	=	3.55	275	736	280	784
6	10/08/25	217	2	269	212	181	662	668	3924	18	218.00	-	217.47	=	0.53	275	736	280	784
7	10/15/25	218	1	187	210	191	588	591	4512	21	214.86	-	218.00	=	-3.14	275	736	280	784
8	10/22/25	214	4	226	172	190	588	600	5100	24	212.50	-	214.86	=	-2.36	275	736	280	784
9	10/29/25	212	6	188	205	169	562	580	5662	27	209.70	-	212.50	=	-2.80	275	736	280	784
10	11/05/25	209	8	213	205	203	621	645	6283	30	209.43	-	209.70	=	-0.27	275	736	280	784
11	11/12/25	209	8	212	176	257	645	669	6928	33	209.94	-	209.43	=	0.51	275	736	280	784
12	11/19/25	209	8	170	198	222	590	614	7518	36	208.83	-	209.94	=	-1.11	275	736	280	784
13	11/26/25	208	9	202	150	187	539	566	8057	39	206.59	-	208.83	=	-2.24	275	736	280	784
14	12/03/25	206	11	194	219	199	612	645	8669	42	206.40	-	206.59	=	-0.18	275	736	280	784
15	12/10/25	206	11	204	233	207	644	677	9313	45	206.96	-	206.40	=	0.55	275	736	280	784
16	12/17/25	206	11	227	160	257	644	677	9957	48	207.44	-	206.96	=	0.48	275	736	280	784

**End of 1st split**

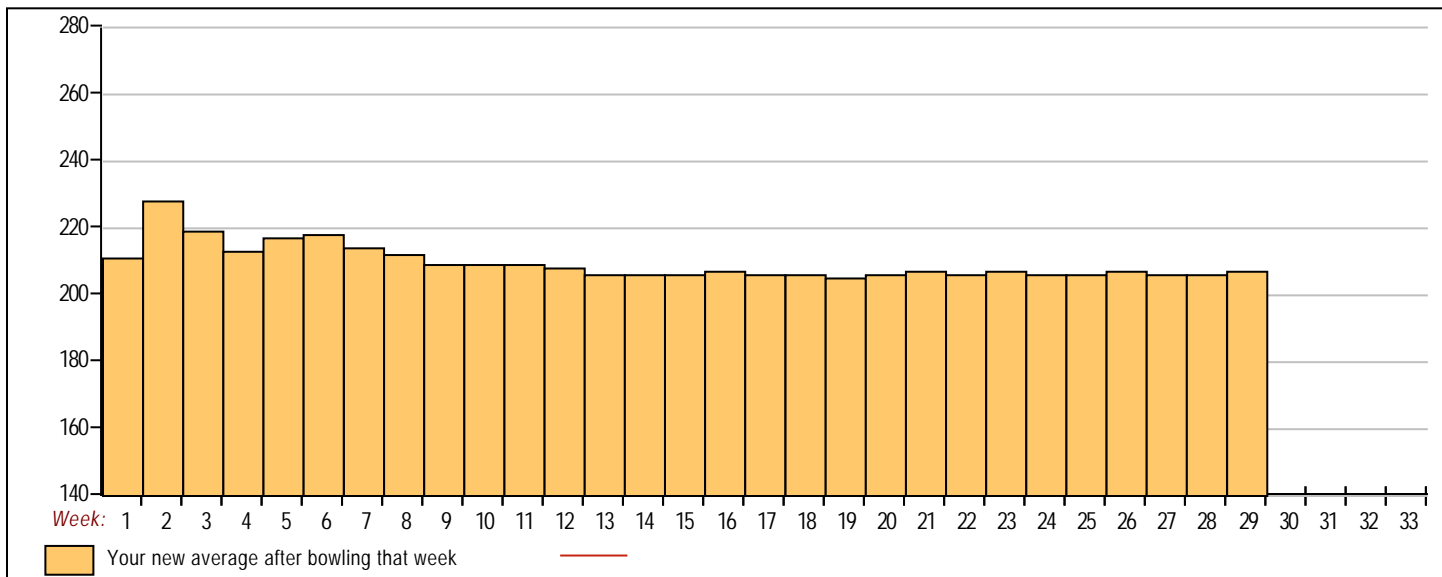
17	01/07/26	207	10	194	201	203	598	628	10555	51	206.96	-	207.44	=	-0.48	275	736	280	784
18	01/14/26	206	11	225	160	223	608	641	11163	54	206.72	-	206.96	=	-0.24	275	736	280	784
19	01/21/26	206	11	169	179	205	553	586	11716	57	205.54	-	206.72	=	-1.18	275	736	280	784
20	01/28/26	205	12	215	214	224	653	689	12369	60	206.15	-	205.54	=	0.61	275	736	280	784
21	02/04/26	206	11	256	215	210	681	714	13050	63	207.14	-	206.15	=	0.99	275	736	280	784
22	02/11/26	207	10	192	189	186	567	597	13617	66	206.32	-	207.14	=	-0.82	275	736	280	784
23	02/18/26	206	11	240	188	256	684	717	14301	69	207.26	-	206.32	=	0.94	275	736	280	784
24	02/25/26	207	10	166	192	213	571	601	14872	72	206.56	-	207.26	=	-0.71	275	736	280	784
25	03/04/26	206	11	204	197	187	588	621	15460	75	206.13	-	206.56	=	-0.42	275	736	280	784
26	03/11/26	206	11	214	228	248	690	723	16150	78	207.05	-	206.13	=	0.92	275	736	280	784
27	03/18/26	207	10	199	193	179	571	601	16721	81	206.43	-	207.05	=	-0.62	275	736	280	784
28	03/25/26	206	11	170	245	233	648	681	17369	84	206.77	-	206.43	=	0.34	275	736	280	784
29	04/01/26	206	11	214	221	213	648	681	18017	87	207.09	-	206.77	=	0.32	275	736	280	784

<100	100's	125's	150's	175's	200's	225's	250's	275's	300's
			10	23	36	11	6	1	
<400	400's	450's	500's	550's	600's	650's	700's	750's	800's
			1	11	10	6	1		

Avg of Game 1	Avg of Game 2	Avg of Game 3
208.48	201.66	211.14

High game of 275 on week 5      High series of 736 on week 2      High average of 228.50 after bowling week 2  
 Low game of 150 on week 13      Low series of 539 on week 13      Low average of 205.54 after bowling week 19

High Scores by Game  
 Game #1: 269 on week 6    Game #2: 275 on week 5    Game #3: 257 on week 11



Note: This report includes information through April 1 which is Week 29 of 33

**Chris Villanueva's Bowling Record - Team 3: Team 3**

Week No.	Bowling Date	Old Avg	Old HDCP	-1-	-2-	-3-	Total	HDCP Total	Pins	Gms	---Average Change---			High Game	High Sers	HDCP Game	HDCP Sers		
											New - Old	--->	+/-						
4	09/24/25	bk209	0				0	0	0	0	-	0.00	=	0.00	0	0			
5	10/01/25	bk209	0				0	0	0	0	-	0.00	=	0.00	0	0			
6	10/08/25	bk209	8	236	237	145	618	642	618	3	206.00	-	0.00	=	206.00	237	618	245	642
7	10/15/25	bk209	8	206	216	217	639	663	1257	6	209.50	-	206.00	=	3.50	237	639	245	663
8	10/22/25	bk209	8	193	195	177	565	589	1822	9	202.44	-	209.50	=	-7.06	237	639	245	663
9	10/29/25	202	0				0	0	1822	9	202.44	-	202.44	=	0.00	237	639	245	663
10	11/05/25	202	0				0	0	1822	9	202.44	-	202.44	=	0.00	237	639	245	663
11	11/12/25	202	0				0	0	1822	9	202.44	-	202.44	=	0.00	237	639	245	663
12	11/19/25	202	0				0	0	1822	9	202.44	-	202.44	=	0.00	237	639	245	663
13	11/26/25	202	0				0	0	1822	9	202.44	-	202.44	=	0.00	237	639	245	663
14	12/03/25	202	0				0	0	1822	9	202.44	-	202.44	=	0.00	237	639	245	663
15	12/10/25	202	0				0	0	1822	9	202.44	-	202.44	=	0.00	237	639	245	663
16	12/17/25	202	0				0	0	1822	9	202.44	-	202.44	=	0.00	237	639	245	663

**End of 1st split**

17	01/07/26	202	0				0	0	1822	9	202.44	-	202.44	=	0.00	237	639	245	663
18	01/14/26	202	14	219	203	259	681	723	2503	12	208.58	-	202.44	=	6.14	259	681	273	723
19	01/21/26	208	0				0	0	2503	12	208.58	-	208.58	=	0.00	259	681	273	723
20	01/28/26	208	9	231	246	214	691	718	3194	15	212.93	-	208.58	=	4.35	259	691	273	723
21	02/04/26	212	6	182	170	233	585	603	3779	18	209.94	-	212.93	=	-2.99	259	691	273	723
22	02/11/26	209	0				0	0	3779	18	209.94	-	209.94	=	0.00	259	691	273	723
23	02/18/26	209	0				0	0	3779	18	209.94	-	209.94	=	0.00	259	691	273	723
24	02/25/26	209	8	226	243	214	683	707	4462	21	212.48	-	209.94	=	2.53	259	691	273	723
25	03/04/26	212	6	219	200	218	637	655	5099	24	212.46	-	212.48	=	-0.02	259	691	273	723
26	03/11/26	212	6	243	188	181	612	630	5711	27	211.52	-	212.46	=	-0.94	259	691	273	723
27	03/18/26	211	7	219	176	193	588	609	6299	30	209.97	-	211.52	=	-1.55	259	691	273	723
28	03/25/26	209	0				0	0	6299	30	209.97	-	209.97	=	0.00	259	691	273	723
29	04/01/26	209	8				0	0	6299	30	209.97	-	209.97	=	0.00	259	691	273	723



<u>&lt;100</u>	<u>100's</u>	<u>125's</u>	<u>150's</u>	<u>175's</u>	<u>200's</u>	<u>225's</u>	<u>250's</u>	<u>275's</u>	<u>300's</u>
		1	1	8	11	8	1		
<u>&lt;400</u>	<u>400's</u>	<u>450's</u>	<u>500's</u>	<u>550's</u>	<u>600's</u>	<u>650's</u>	<u>700's</u>	<u>750's</u>	<u>800's</u>
				3	4	3			

<u>Avg of Game 1</u>	<u>Avg of Game 2</u>	<u>Avg of Game 3</u>
217.40	207.40	205.10

High game of 259 on week 18      High series of 691 on week 20      High average of 212.93 after bowling week 20  
 Low game of 145 on week 6      Low series of 565 on week 8      Low average of 202.44 after bowling week 8

High Scores by Game  
 Game #1: 243 on week 26    Game #2: 246 on week 20    Game #3: 259 on week 18

