

Note: This report includes information through April 29 which is Week 33 of 33

Allyson Wong's Bowling Record - Team 28: Team 28

Week No.	Bowling Date	Old Avg	Old HDCP	-			Total	HDCP Total	Pins	Gms	---Average Change---			High Game	High Sers	HDCP Game	HDCP Sers
				-1-	-2-	-3-					New - Old	--->	+/-				
1	09/03/25	bk183	29	197	223	179	599	686	599	3	199.67	- 0.00	= 199.67	223	599	252	686
2	09/10/25	bk183	29	178	209	215	602	689	1201	6	200.17	- 199.67	= 0.50	223	602	252	689
3	09/17/25	bk183	29	177	197	235	609	696	1810	9	201.11	- 200.17	= 0.94	235	609	264	696
4	09/24/25	201	15	169	138	169	476	521	2286	12	190.50	- 201.11	= -10.61	235	609	264	696
5	10/01/25	190	24	215	213	189	617	689	2903	15	193.53	- 190.50	= 3.03	235	617	264	696
6	10/08/25	193	21	a193	a193	a193	579	642	2903	15	193.53	- 193.53	= 0.00	235	617	264	696
7	10/15/25	193	21	211	216	165	592	655	3495	18	194.17	- 193.53	= 0.63	235	617	264	696
8	10/22/25	194	20	213	194	200	607	667	4102	21	195.33	- 194.17	= 1.17	235	617	264	696
9	10/29/25	195	20	173	263	127	563	623	4665	24	194.38	- 195.33	= -0.96	263	617	283	696
10	11/05/25	194	20	219	186	156	561	621	5226	27	193.56	- 194.38	= -0.82	263	617	283	696
11	11/12/25	193	21	168	200	159	527	590	5753	30	191.77	- 193.56	= -1.79	263	617	283	696
12	11/19/25	191	0				0	0	5753	30	191.77	- 191.77	= 0.00	263	617	283	696
13	11/26/25	191	23	205	223	201	629	698	6382	33	193.39	- 191.77	= 1.63	263	629	283	698
14	12/03/25	193	21	a193	a193	a193	579	642	6382	33	193.39	- 193.39	= 0.00	263	629	283	698
15	12/10/25	193	21	175	192	219	586	649	6968	36	193.56	- 193.39	= 0.16	263	629	283	698
16	12/17/25	193	0				0	0	6968	36	193.56	- 193.56	= 0.00	263	629	283	698

End of 1st split

17	01/07/26	193	21	179	157	185	521	584	7489	39	192.03	- 193.56	= -1.53	263	629	283	698
18	01/14/26	192	22	155	146	178	479	545	7968	42	189.71	- 192.03	= -2.31	263	629	283	698
19	01/21/26	189	24	215	204	224	643	715	8611	45	191.36	- 189.71	= 1.64	263	643	283	715
20	01/28/26	191	0				0	0	8611	45	191.36	- 191.36	= 0.00	263	643	283	715
21	02/04/26	191	23	a191	a191	a191	573	642	8611	45	191.36	- 191.36	= 0.00	263	643	283	715
22	02/11/26	191	0				0	0	8611	45	191.36	- 191.36	= 0.00	263	643	283	715
23	02/18/26	191	0				0	0	8611	45	191.36	- 191.36	= 0.00	263	643	283	715
24	02/25/26	191	0				0	0	8611	45	191.36	- 191.36	= 0.00	263	643	283	715
25	03/04/26	191	0				0	0	8611	45	191.36	- 191.36	= 0.00	263	643	283	715
26	03/11/26	191	0				0	0	8611	45	191.36	- 191.36	= 0.00	263	643	283	715
27	03/18/26	191	0				0	0	8611	45	191.36	- 191.36	= 0.00	263	643	283	715
28	03/25/26	191	23	216	166	151	533	602	9144	48	190.50	- 191.36	= -0.86	263	643	283	715
29	04/01/26	190	24	a190	a190	a190	570	642	9144	48	190.50	- 190.50	= 0.00	263	643	283	715
30	04/08/26	190	24	202	167	169	538	610	9682	51	189.84	- 190.50	= -0.66	263	643	283	715
31	04/15/26	189	24	190	203	171	564	636	10246	54	189.74	- 189.84	= -0.10	263	643	283	715
32	04/22/26	189	24	173	211	199	583	655	10829	57	189.98	- 189.74	= 0.24	263	643	283	715
33	04/29/26	189	24	a189	a189	a189	567	639	10829	57	189.98	- 189.98	= 0.00	263	643	283	715

End of 2nd split

<u><100</u>	<u>100's</u>	<u>125's</u>	<u>150's</u>	<u>175's</u>	<u>200's</u>	<u>225's</u>	<u>250's</u>	<u>275's</u>	<u>300's</u>
		3	15	15	22	1	1		
<u><400</u>	<u>400's</u>	<u>450's</u>	<u>500's</u>	<u>550's</u>	<u>600's</u>	<u>650's</u>	<u>700's</u>	<u>750's</u>	<u>800's</u>
		2	4	7	6				
<u>Avg of Game 1</u>			<u>Avg of Game 2</u>			<u>Avg of Game 3</u>			
191.05			195.16			183.74			

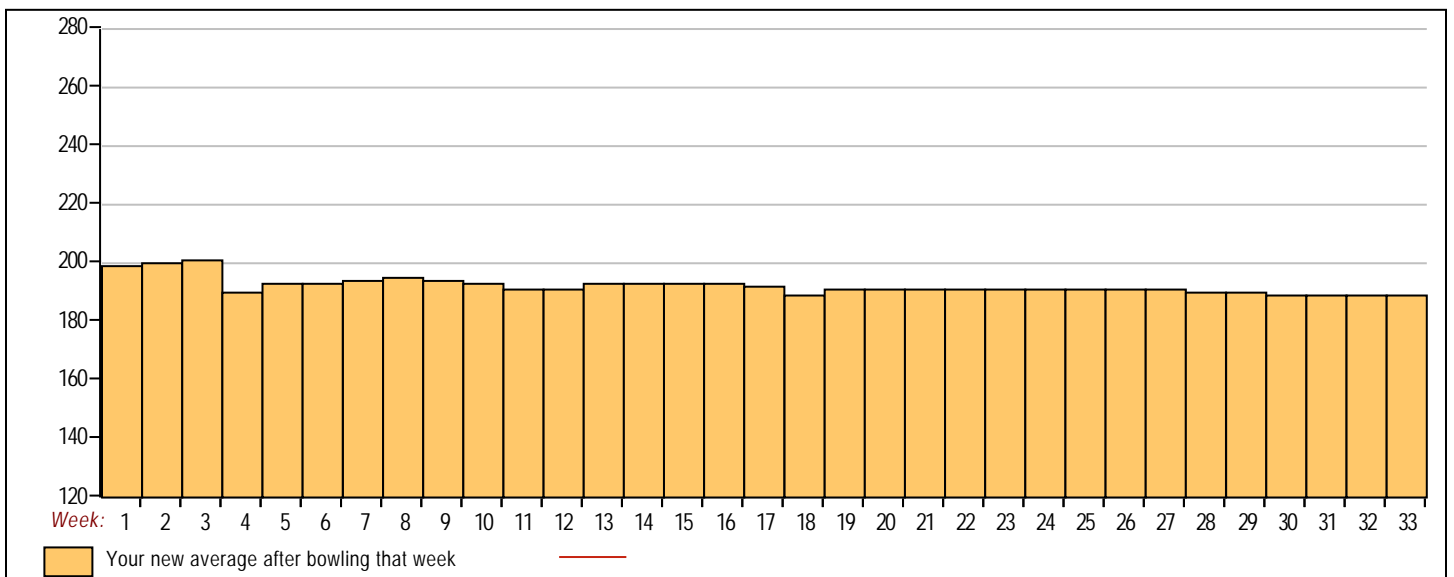
High game of 263 on week 9
 Low game of 127 on week 9

High series of 643 on week 19
 Low series of 476 on week 4

High average of 201.11 after bowling week 3
 Low average of 189.71 after bowling week 18

High Scores by Game

Game #1: 219 on week 10 Game #2: 263 on week 9 Game #3: 235 on week 3



Note: This report includes information through April 29 which is Week 33 of 33

Dio Doronio's Bowling Record - Team 28: Team 28

Week No.	Bowling Date	Old Avg	Old HDCP	-			Total	HDCP Total	Pins	Gms	---Average Change---			High Game	High Sers	HDCP Game	HDCP Sers		
				-1-	-2-	-3-					New - Old	--->	+/-						
2	09/10/25	bk209	0				0	0	0	0	-	0.00	=	0.00	0	0			
3	09/17/25	bk209	0				0	0	0	0	-	0.00	=	0.00	0	0			
4	09/24/25	bk209	8	169	206	206	581	605	581	3	193.67	-	0.00	=	193.67	206	581	214	605
5	10/01/25	bk209	8	181	217	202	600	624	1181	6	196.83	-	193.67	=	3.17	217	600	225	624
6	10/08/25	bk209	8	273	177	211	661	685	1842	9	204.67	-	196.83	=	7.83	273	661	281	685
7	10/15/25	204	12	203	159	205	567	603	2409	12	200.75	-	204.67	=	-3.92	273	661	281	685
8	10/22/25	200	16	a200	a200	a200	600	648	2409	12	200.75	-	200.75	=	0.00	273	661	281	685
9	10/29/25	200	16	a200	a200	a200	600	648	2409	12	200.75	-	200.75	=	0.00	273	661	281	685
10	11/05/25	200	16	236	247	219	702	750	3111	15	207.40	-	200.75	=	6.65	273	702	281	750
11	11/12/25	207	10	a207	a207	a207	621	651	3111	15	207.40	-	207.40	=	0.00	273	702	281	750
12	11/19/25	207	10	189	191	214	594	624	3705	18	205.83	-	207.40	=	-1.57	273	702	281	750
13	11/26/25	205	12	a205	a205	a205	615	651	3705	18	205.83	-	205.83	=	0.00	273	702	281	750
14	12/03/25	205	12	205	213	227	645	681	4350	21	207.14	-	205.83	=	1.31	273	702	281	750
15	12/10/25	207	10	215	224	191	630	660	4980	24	207.50	-	207.14	=	0.36	273	702	281	750
16	12/17/25	207	10	189	195	179	563	593	5543	27	205.30	-	207.50	=	-2.20	273	702	281	750

End of 1st split

17	01/07/26	205	12	213	204	205	622	658	6165	30	205.50	-	205.30	=	0.20	273	702	281	750
18	01/14/26	205	12	172	201	180	553	589	6718	33	203.58	-	205.50	=	-1.92	273	702	281	750
19	01/21/26	203	13	186	190	222	598	637	7316	36	203.22	-	203.58	=	-0.35	273	702	281	750
20	01/28/26	203	13	215	162	213	590	629	7906	39	202.72	-	203.22	=	-0.50	273	702	281	750
21	02/04/26	202	14	201	171	190	562	604	8468	42	201.62	-	202.72	=	-1.10	273	702	281	750
22	02/11/26	201	15	176	212	239	627	672	9095	45	202.11	-	201.62	=	0.49	273	702	281	750
23	02/18/26	202	0				0	0	9095	45	202.11	-	202.11	=	0.00	273	702	281	750
24	02/25/26	202	14	a202	a202	a202	606	648	9095	45	202.11	-	202.11	=	0.00	273	702	281	750
25	03/04/26	202	14	224	226	171	621	663	9716	48	202.42	-	202.11	=	0.31	273	702	281	750
26	03/11/26	202	14	204	177	267	648	690	10364	51	203.22	-	202.42	=	0.80	273	702	281	750
27	03/18/26	203	13	191	209	204	604	643	10968	54	203.11	-	203.22	=	-0.10	273	702	281	750
28	03/25/26	203	13	138	188	225	551	590	11519	57	202.09	-	203.11	=	-1.02	273	702	281	750
29	04/01/26	202	14	213	181	253	647	689	12166	60	202.77	-	202.09	=	0.68	273	702	281	750
30	04/08/26	202	14	165	145	181	491	533	12657	63	200.90	-	202.77	=	-1.86	273	702	281	750
31	04/15/26	200	16	190	186	146	522	570	13179	66	199.68	-	200.90	=	-1.22	273	702	281	750
32	04/22/26	199	16	234	228	170	632	680	13811	69	200.16	-	199.68	=	0.48	273	702	281	750
33	04/29/26	200	16	214	223	202	639	687	13811	69	200.16	-	200.16	=	0.00	273	702	281	750

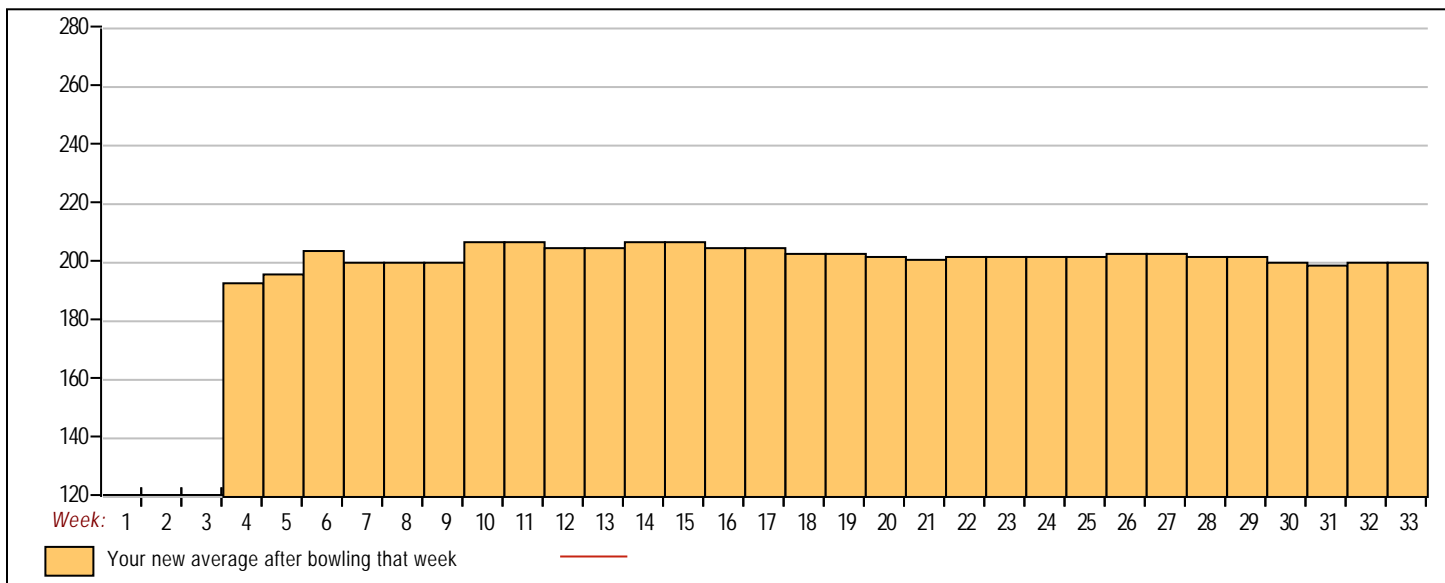
End of 2nd split

<u><100</u>	<u>100's</u>	<u>125's</u>	<u>150's</u>	<u>175's</u>	<u>200's</u>	<u>225's</u>	<u>250's</u>	<u>275's</u>	<u>300's</u>
		3	8	20	30	8	3		
<u><400</u>	<u>400's</u>	<u>450's</u>	<u>500's</u>	<u>550's</u>	<u>600's</u>	<u>650's</u>	<u>700's</u>	<u>750's</u>	<u>800's</u>
		1	1	9	11	1	1		

<u>Avg of Game 1</u>	<u>Avg of Game 2</u>	<u>Avg of Game 3</u>
199.83	197.17	205.08

High game of 273 on week 6 High series of 702 on week 10 High average of 207.50 after bowling week 15
 Low game of 138 on week 28 Low series of 491 on week 30 Low average of 193.67 after bowling week 4

High Scores by Game
 Game #1: 273 on week 6 Game #2: 247 on week 10 Game #3: 267 on week 26



Note: This report includes information through April 29 which is Week 33 of 33

Duy Ton-That's Bowling Record - Team 28: Team 28

Week No.	Bowling Date	Old Avg	Old HDCP	-1-	-2-	-3-	Total	HDCP Total	Pins	Gms	---Average Change---			High Game	High Sers	HDCP Game	HDCP Sers		
											New	Old	---> +/-						
2	09/10/25	bk222	0				0	0	0	0	-	0.00	=	0.00	0	0			
3	09/17/25	bk222	0	247	240	245	732	732	732	3	244.00	-	0.00	=	244.00	247	732	247	732
4	09/24/25	bk222	0	235	238	228	701	701	1433	6	238.83	-	244.00	=	-5.17	247	732	247	732
5	10/01/25	bk222	0	268	224	234	726	726	2159	9	239.89	-	238.83	=	1.06	268	732	268	732
6	10/08/25	239	0				0	0	2159	9	239.89	-	239.89	=	0.00	268	732	268	732
7	10/15/25	239	0	233	247	156	636	636	2795	12	232.92	-	239.89	=	-6.97	268	732	268	732
8	10/22/25	232	0	193	179	190	562	562	3357	15	223.80	-	232.92	=	-9.12	268	732	268	732
9	10/29/25	223	0	209	257	210	676	676	4033	18	224.06	-	223.80	=	0.26	268	732	268	732
10	11/05/25	224	0	237	202	161	600	600	4633	21	220.62	-	224.06	=	-3.44	268	732	268	732
11	11/12/25	220	0	238	202	235	675	675	5308	24	221.17	-	220.62	=	0.55	268	732	268	732
12	11/19/25	221	0	213	220	266	699	699	6007	27	222.48	-	221.17	=	1.31	268	732	268	732
13	11/26/25	222	0	179	258	218	655	655	6662	30	222.07	-	222.48	=	-0.41	268	732	268	732
14	12/03/25	222	0	213	278	225	716	716	7378	33	223.58	-	222.07	=	1.51	278	732	278	732
15	12/10/25	223	0	243	216	147	606	606	7984	36	221.78	-	223.58	=	-1.80	278	732	278	732
16	12/17/25	221	0	226	199	203	628	628	8612	39	220.82	-	221.78	=	-0.96	278	732	278	732

End of 1st split

17	01/07/26	220	0	236	256	226	718	718	9330	42	222.14	-	220.82	=	1.32	278	732	278	732
18	01/14/26	222	0	247	210	193	650	650	9980	45	221.78	-	222.14	=	-0.37	278	732	278	732
19	01/21/26	221	0	232	177	220	629	629	10609	48	221.02	-	221.78	=	-0.76	278	732	278	732
20	01/28/26	221	0	257	196	208	661	661	11270	51	220.98	-	221.02	=	-0.04	278	732	278	732
21	02/04/26	220	0	208	217	225	650	650	11920	54	220.74	-	220.98	=	-0.24	278	732	278	732
22	02/11/26	220	0	195	205	189	589	589	12509	57	219.46	-	220.74	=	-1.28	278	732	278	732
23	02/18/26	219	0	212	211	185	608	608	13117	60	218.62	-	219.46	=	-0.84	278	732	278	732
24	02/25/26	218	1	226	239	259	724	727	13841	63	219.70	-	218.62	=	1.08	278	732	278	732
25	03/04/26	219	0	193	171	226	590	590	14431	66	218.65	-	219.70	=	-1.05	278	732	278	732
26	03/11/26	218	1	279	234	232	745	748	15176	69	219.94	-	218.65	=	1.29	279	745	280	748
27	03/18/26	219	0	300	235	268	803	803	15979	72	221.93	-	219.94	=	1.99	300	803	300	803
28	03/25/26	221	0	225	237	211	673	673	16652	75	222.03	-	221.93	=	0.10	300	803	300	803
29	04/01/26	222	0	218	177	168	563	563	17215	78	220.71	-	222.03	=	-1.32	300	803	300	803
30	04/08/26	220	0	220	208	190	618	618	17833	81	220.16	-	220.71	=	-0.54	300	803	300	803
31	04/15/26	220	0	191	216	237	644	644	18477	84	219.96	-	220.16	=	-0.20	300	803	300	803
32	04/22/26	219	0	247	212	247	706	706	19183	87	220.49	-	219.96	=	0.53	300	803	300	803
33	04/29/26	220	0	234	221	220	675	675	19183	87	220.49	-	220.49	=	0.00	300	803	300	803

End of 2nd split

<u><100</u>	<u>100's</u>	<u>125's</u>	<u>150's</u>	<u>175's</u>	<u>200's</u>	<u>225's</u>	<u>250's</u>	<u>275's</u>	<u>300's</u>
		1	4	15	27	32	8	2	1
<u><400</u>	<u>400's</u>	<u>450's</u>	<u>500's</u>	<u>550's</u>	<u>600's</u>	<u>650's</u>	<u>700's</u>	<u>750's</u>	<u>800's</u>
				4	8	9	8		1

<u>Avg of Game 1</u>	<u>Avg of Game 2</u>	<u>Avg of Game 3</u>
228.47	219.40	214.07

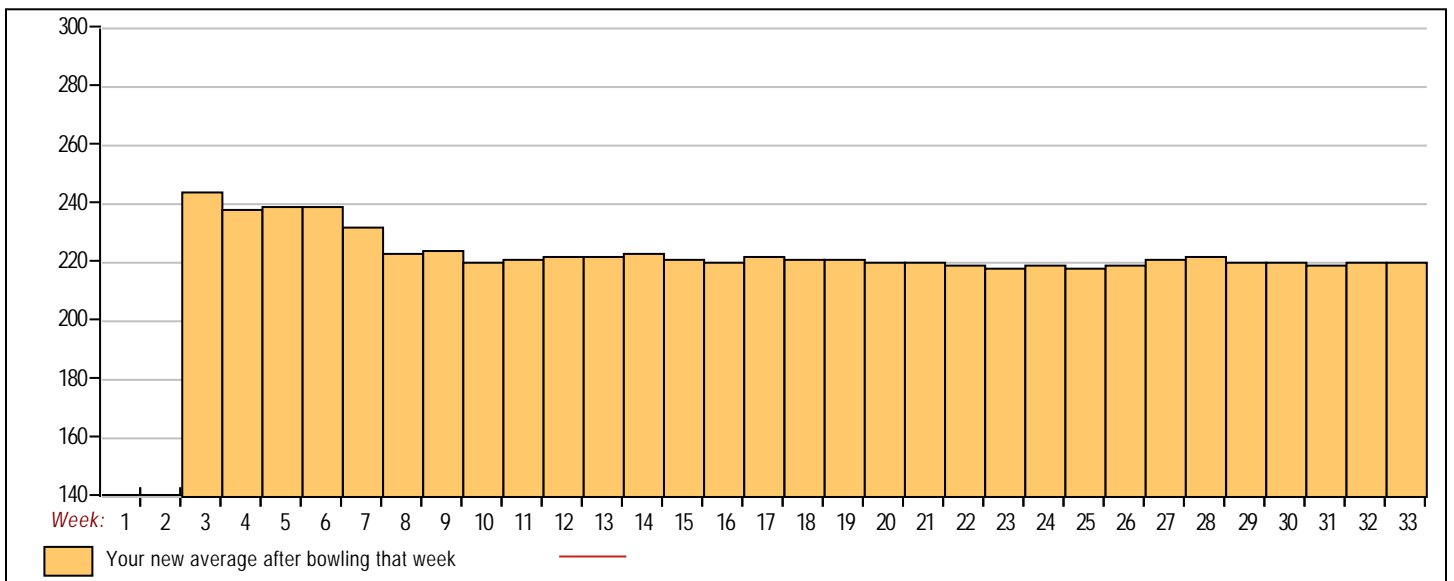
High game of 300 on week 27
 Low game of 147 on week 15

High series of 803 on week 27
 Low series of 562 on week 8

High average of 244.00 after bowling week 3
 Low average of 218.62 after bowling week 23

High Scores by Game

Game #1: 300 on week 27 Game #2: 278 on week 14 Game #3: 268 on week 27



Note: This report includes information through April 29 which is Week 33 of 33

Check Wong's Bowling Record - Team 28: Team 28

Week No.	Bowling Date	Old Avg	Old HDCP	-			Total	HDCP Total	Pins	Gms	---Average Change---			High Game	High Sers	HDCP Game	HDCP Sers		
				-1-	-2-	-3-					New	Old	---> +/-						
1	09/03/25	bk167	42	140	119	151	410	536	410	3	136.67	-	0.00	=	136.67	151	410	193	536
2	09/10/25	bk167	42	146	177	129	452	578	862	6	143.67	-	136.67	=	7.00	177	452	219	578
3	09/17/25	bk167	42	181	151	161	493	619	1355	9	150.56	-	143.67	=	6.89	181	493	223	619
4	09/24/25	157	50	145	147	167	459	609	1814	12	151.17	-	150.56	=	0.61	181	493	223	619
5	10/01/25	157	50	166	133	132	431	581	2245	15	149.67	-	151.17	=	-1.50	181	493	223	619
6	10/08/25	157	50	159	148	147	454	604	2699	18	149.94	-	149.67	=	0.28	181	493	223	619
7	10/15/25	157	50	187	137	172	496	646	3195	21	152.14	-	149.94	=	2.20	187	496	237	646
8	10/22/25	157	50	163	149	148	460	610	3655	24	152.29	-	152.14	=	0.15	187	496	237	646
9	10/29/25	157	50	160	201	153	514	664	4169	27	154.41	-	152.29	=	2.12	201	514	251	664
10	11/05/25	157	50	127	154	165	446	596	4615	30	153.83	-	154.41	=	-0.57	201	514	251	664
11	11/12/25	157	50	157	133	139	429	579	5044	33	152.85	-	153.83	=	-0.98	201	514	251	664
12	11/19/25	157	0				0	0	5044	33	152.85	-	152.85	=	0.00	201	514	251	664
13	11/26/25	157	50	201	192	169	562	712	5606	36	155.72	-	152.85	=	2.87	201	562	251	712
14	12/03/25	157	50	136	136	158	430	580	6036	39	154.77	-	155.72	=	-0.95	201	562	251	712
15	12/10/25	157	50	187	166	190	543	693	6579	42	156.64	-	154.77	=	1.87	201	562	251	712
16	12/17/25	157	50	135	120	131	386	536	6965	45	154.78	-	156.64	=	-1.87	201	562	251	712

End of 1st split

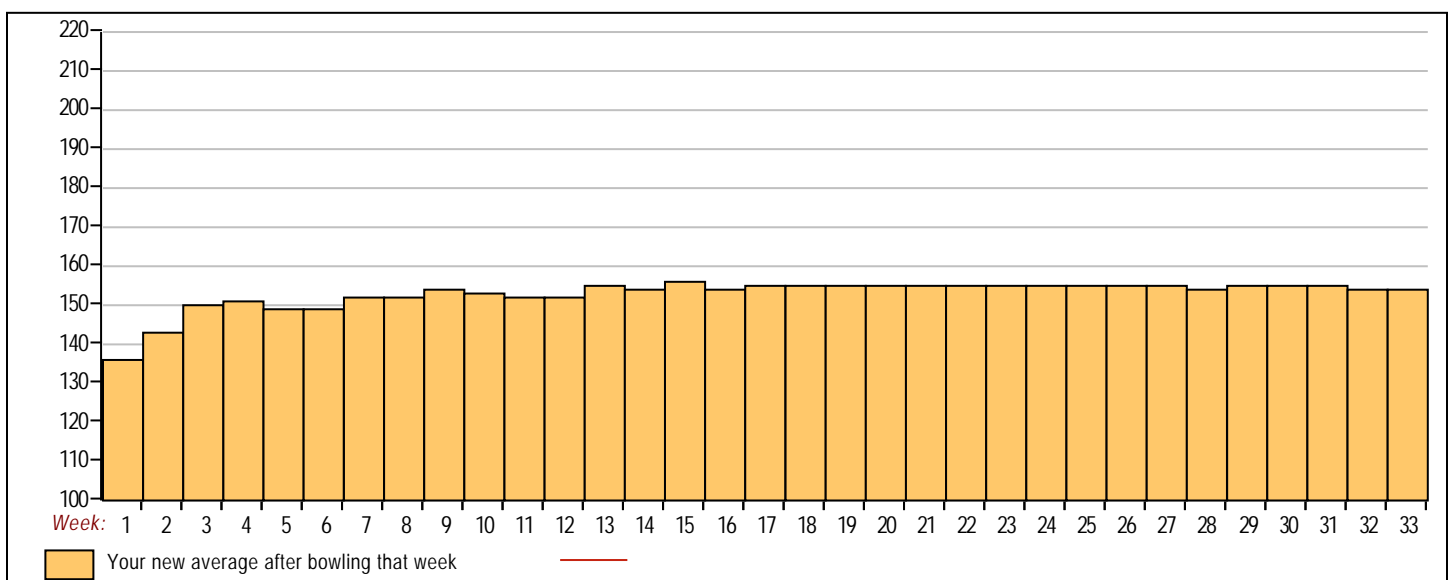
17	01/07/26	157	50	169	190	147	506	656	7471	48	155.65	-	154.78	=	0.87	201	562	251	712
18	01/14/26	157	50	137	191	141	469	619	7940	51	155.69	-	155.65	=	0.04	201	562	251	712
19	01/21/26	157	0				0	0	7940	51	155.69	-	155.69	=	0.00	201	562	251	712
20	01/28/26	157	50	167	133	153	453	603	8393	54	155.43	-	155.69	=	-0.26	201	562	251	712
21	02/04/26	157	50	168	180	138	486	636	8879	57	155.77	-	155.43	=	0.35	201	562	251	712
22	02/11/26	157	50	152	125	166	443	593	9322	60	155.37	-	155.77	=	-0.41	201	562	251	712
23	02/18/26	157	50	148	154	164	466	616	9788	63	155.37	-	155.37	=	0.00	201	562	251	712
24	02/25/26	157	50	158	163	156	477	627	10265	66	155.53	-	155.37	=	0.17	201	562	251	712
25	03/04/26	157	50	159	146	178	483	633	10748	69	155.77	-	155.53	=	0.24	201	562	251	712
26	03/11/26	157	50	154	135	177	466	616	11214	72	155.75	-	155.77	=	-0.02	201	562	251	712
27	03/18/26	157	50	161	127	157	445	595	11659	75	155.45	-	155.75	=	-0.30	201	562	251	712
28	03/25/26	157	50	120	160	149	429	579	12088	78	154.97	-	155.45	=	-0.48	201	562	251	712
29	04/01/26	157	50	171	147	164	482	632	12570	81	155.19	-	154.97	=	0.21	201	562	251	712
30	04/08/26	157	0				0	0	12570	81	155.19	-	155.19	=	0.00	201	562	251	712
31	04/15/26	157	50	157	162	176	495	645	13065	84	155.54	-	155.19	=	0.35	201	562	251	712
32	04/22/26	157	50	174	113	122	409	559	13474	87	154.87	-	155.54	=	-0.66	201	562	251	712
33	04/29/26	157	50				0	0	13474	87	154.87	-	154.87	=	0.00	201	562	251	712

End of 2nd split

<u><100</u>	<u>100's</u>	<u>125's</u>	<u>150's</u>	<u>175's</u>	<u>200's</u>	<u>225's</u>	<u>250's</u>	<u>275's</u>	<u>300's</u>
	5	31	37	12	2				
<u><400</u>	<u>400's</u>	<u>450's</u>	<u>500's</u>	<u>550's</u>	<u>600's</u>	<u>650's</u>	<u>700's</u>	<u>750's</u>	<u>800's</u>
1	9	15	3	1					
<u>Avg of Game 1</u>			<u>Avg of Game 2</u>			<u>Avg of Game 3</u>			
158.10			151.34			155.17			

High game of 201 on week 9 High series of 562 on week 13 High average of 156.64 after bowling week 15
 Low game of 113 on week 32 Low series of 386 on week 16 Low average of 136.67 after bowling week 1

High Scores by Game
 Game #1: 201 on week 13 Game #2: 201 on week 9 Game #3: 190 on week 15



Note: This report includes information through April 29 which is Week 33 of 33

Jason Wong's Bowling Record - Team 28: Team 28

Table with columns: Week No., Bowling Date, Old Avg, Old HDCP, -1-, -2-, -3-, Total, HDCP Total, Pins, Gms, ---Average Change--- (New - Old ---> +/-), High Game, High Sers, HDCP Game, HDCP Sers. Rows 1-16.

End of 1st split

Table with columns: Week No., Bowling Date, Old Avg, Old HDCP, -1-, -2-, -3-, Total, HDCP Total, Pins, Gms, ---Average Change--- (New - Old ---> +/-), High Game, High Sers, HDCP Game, HDCP Sers. Rows 17-33.

End of 2nd split

Summary table with columns: <100, 100's, 125's, 150's, 175's, 200's, 225's, 250's, 275's, 300's, <400, 400's, 450's, 500's, 550's, 600's, 650's, 700's, 750's, 800's.

Summary table with columns: Avg of Game 1 (206.27), Avg of Game 2 (191.30), Avg of Game 3 (201.40).

High game of 247 on week 3 High series of 683 on week 18 High average of 203.68 after bowling week 19
Low game of 141 on week 3 Low series of 522 on week 27 Low average of 195.17 after bowling week 12

High Scores by Game
Game #1: 246 on week 19 Game #2: 233 on week 2 Game #3: 247 on week 3

