

Note: This report includes information through April 15 which is Week 31 of 33

Check Wong's Bowling Record - Team 28: Team 28

Table with columns: Week No., Bowling Date, Old Avg, Old HDCP, -1-, -2-, -3-, Total, HDCP Total, Pins, Gms, ---Average Change--- New - Old ---> +/-, High Game, High Sers, HDCP Game, HDCP Sers. Rows 1-16.

End of 1st split

Table with columns: Week No., Bowling Date, Old Avg, Old HDCP, -1-, -2-, -3-, Total, HDCP Total, Pins, Gms, ---Average Change--- New - Old ---> +/-, High Game, High Sers, HDCP Game, HDCP Sers. Rows 17-31.

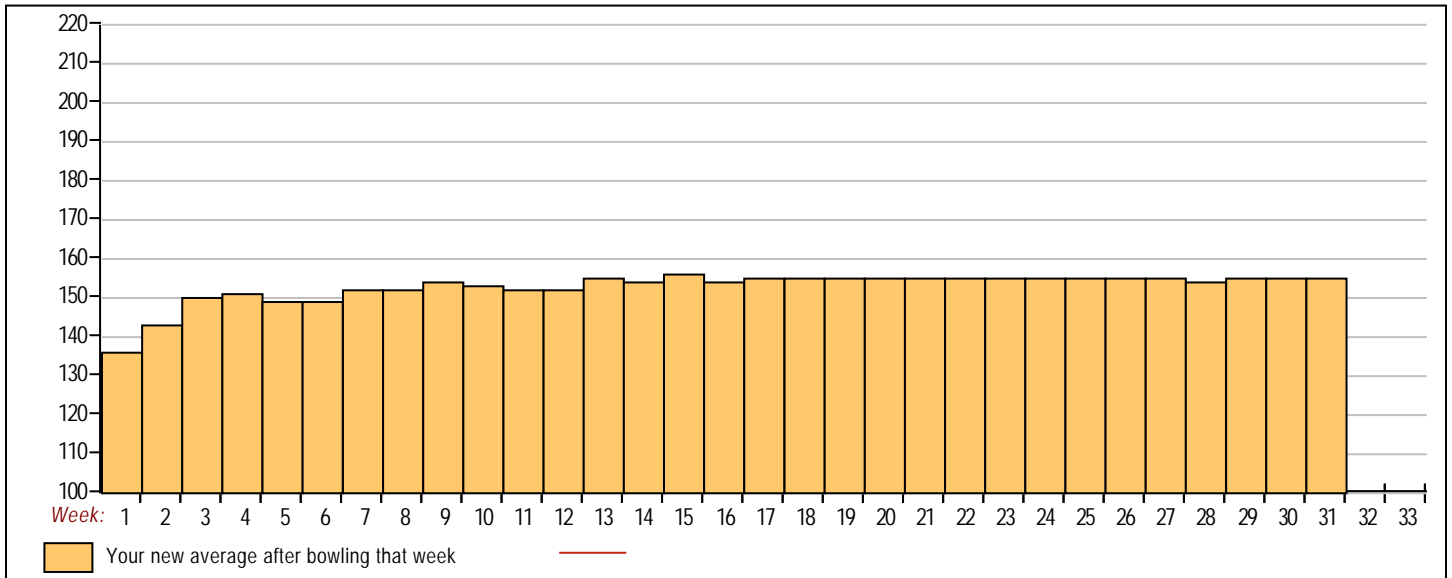


Summary table with columns: <100, 100's, 125's, 150's, 175's, 200's, 225's, 250's, 275's, 300's, <400, 400's, 450's, 500's, 550's, 600's, 650's, 700's, 750's, 800's.

Table with columns: Avg of Game 1, Avg of Game 2, Avg of Game 3. Values: 157.54, 152.71, 156.36.

High game of 201 on week 9 High series of 562 on week 13 High average of 156.64 after bowling week 15
Low game of 119 on week 1 Low series of 386 on week 16 Low average of 136.67 after bowling week 1

High Scores by Game
Game #1: 201 on week 13 Game #2: 201 on week 9 Game #3: 190 on week 15



Note: This report includes information through April 15 which is Week 31 of 33

Allyson Wong's Bowling Record - Team 28: Team 28

Week No.	Bowling Date	Old Avg	Old HDCP	-1-	-2-	-3-	Total	HDCP Total	Pins	Gms	---Average Change---			High Game	High Sers	HDCP Game	HDCP Sers		
											New	Old	---> +/-						
1	09/03/25	bk183	29	197	223	179	599	686	599	3	199.67	-	0.00	=	199.67	223	599	252	686
2	09/10/25	bk183	29	178	209	215	602	689	1201	6	200.17	-	199.67	=	0.50	223	602	252	689
3	09/17/25	bk183	29	177	197	235	609	696	1810	9	201.11	-	200.17	=	0.94	235	609	264	696
4	09/24/25	201	15	169	138	169	476	521	2286	12	190.50	-	201.11	=	-10.61	235	609	264	696
5	10/01/25	190	24	215	213	189	617	689	2903	15	193.53	-	190.50	=	3.03	235	617	264	696
6	10/08/25	193	21	a193	a193	a193	579	642	2903	15	193.53	-	193.53	=	0.00	235	617	264	696
7	10/15/25	193	21	211	216	165	592	655	3495	18	194.17	-	193.53	=	0.63	235	617	264	696
8	10/22/25	194	20	213	194	200	607	667	4102	21	195.33	-	194.17	=	1.17	235	617	264	696
9	10/29/25	195	20	173	263	127	563	623	4665	24	194.38	-	195.33	=	-0.96	263	617	283	696
10	11/05/25	194	20	219	186	156	561	621	5226	27	193.56	-	194.38	=	-0.82	263	617	283	696
11	11/12/25	193	21	168	200	159	527	590	5753	30	191.77	-	193.56	=	-1.79	263	617	283	696
12	11/19/25	191	0				0	0	5753	30	191.77	-	191.77	=	0.00	263	617	283	696
13	11/26/25	191	23	205	223	201	629	698	6382	33	193.39	-	191.77	=	1.63	263	629	283	698
14	12/03/25	193	21	a193	a193	a193	579	642	6382	33	193.39	-	193.39	=	0.00	263	629	283	698
15	12/10/25	193	21	175	192	219	586	649	6968	36	193.56	-	193.39	=	0.16	263	629	283	698
16	12/17/25	193	0				0	0	6968	36	193.56	-	193.56	=	0.00	263	629	283	698

End of 1st split

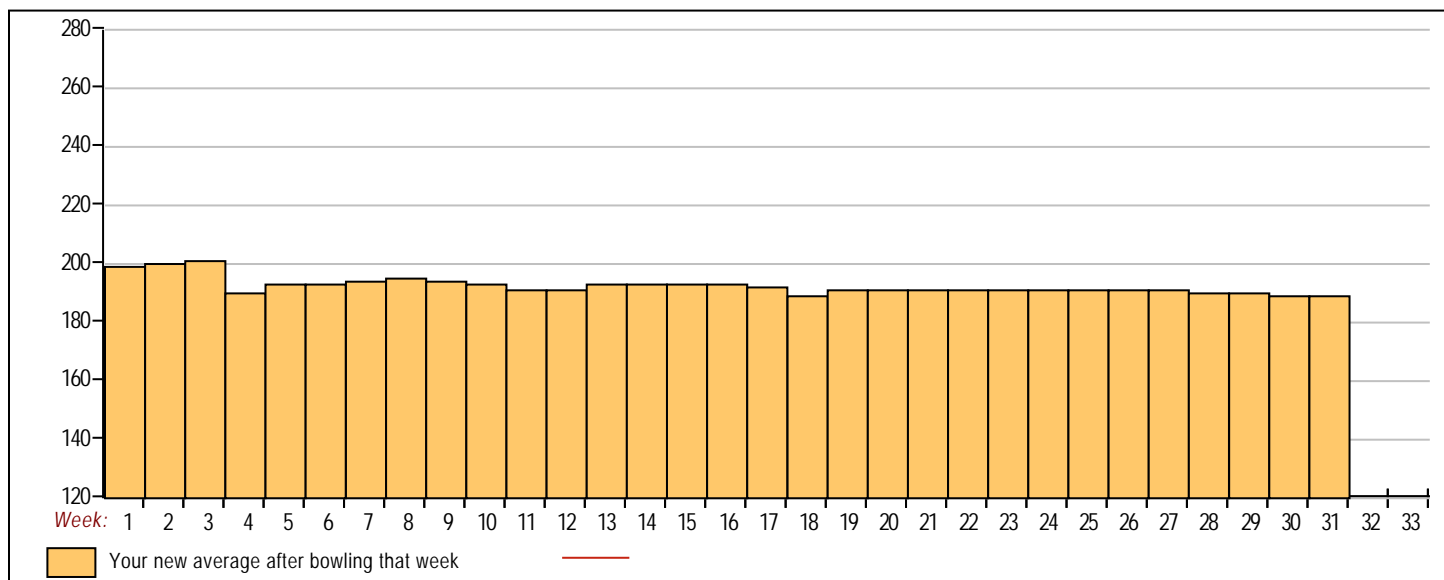
17	01/07/26	193	21	179	157	185	521	584	7489	39	192.03	-	193.56	=	-1.53	263	629	283	698
18	01/14/26	192	22	155	146	178	479	545	7968	42	189.71	-	192.03	=	-2.31	263	629	283	698
19	01/21/26	189	24	215	204	224	643	715	8611	45	191.36	-	189.71	=	1.64	263	643	283	715
20	01/28/26	191	0				0	0	8611	45	191.36	-	191.36	=	0.00	263	643	283	715
21	02/04/26	191	23	a191	a191	a191	573	642	8611	45	191.36	-	191.36	=	0.00	263	643	283	715
22	02/11/26	191	0				0	0	8611	45	191.36	-	191.36	=	0.00	263	643	283	715
23	02/18/26	191	0				0	0	8611	45	191.36	-	191.36	=	0.00	263	643	283	715
24	02/25/26	191	0				0	0	8611	45	191.36	-	191.36	=	0.00	263	643	283	715
25	03/04/26	191	0				0	0	8611	45	191.36	-	191.36	=	0.00	263	643	283	715
26	03/11/26	191	0				0	0	8611	45	191.36	-	191.36	=	0.00	263	643	283	715
27	03/18/26	191	0				0	0	8611	45	191.36	-	191.36	=	0.00	263	643	283	715
28	03/25/26	191	23	216	166	151	533	602	9144	48	190.50	-	191.36	=	-0.86	263	643	283	715
29	04/01/26	190	24	a190	a190	a190	570	642	9144	48	190.50	-	190.50	=	0.00	263	643	283	715
30	04/08/26	190	24	202	167	169	538	610	9682	51	189.84	-	190.50	=	-0.66	263	643	283	715
31	04/15/26	189	24	190	203	171	564	636	10246	54	189.74	-	189.84	=	-0.10	263	643	283	715

<100	100's	125's	150's	175's	200's	225's	250's	275's	300's
		3	14	14	21	1	1		
<400	400's	450's	500's	550's	600's	650's	700's	750's	800's
		2	4	6	6				

Avg of Game 1	Avg of Game 2	Avg of Game 3
192.06	194.28	182.89

High game of 263 on week 9 High series of 643 on week 19 High average of 201.11 after bowling week 3
 Low game of 127 on week 9 Low series of 476 on week 4 Low average of 189.71 after bowling week 18

High Scores by Game
 Game #1: 219 on week 10 Game #2: 263 on week 9 Game #3: 235 on week 3



Note: This report includes information through April 15 which is Week 31 of 33

Dio Doronio's Bowling Record - Team 28: Team 28

Week No.	Bowling Date	Old Avg	Old HDCP	-1-	-2-	-3-	Total	HDCP Total	Pins	Gms	---Average Change---			High Game	High Sers	HDCP Game	HDCP Sers		
											New	Old	---> +/-						
2	09/10/25	bk209	0				0	0	0	0	-	0.00	=	0.00	0	0			
3	09/17/25	bk209	0				0	0	0	0	-	0.00	=	0.00	0	0			
4	09/24/25	bk209	8	169	206	206	581	605	581	3	193.67	-	0.00	=	193.67	206	581	214	605
5	10/01/25	bk209	8	181	217	202	600	624	1181	6	196.83	-	193.67	=	3.17	217	600	225	624
6	10/08/25	bk209	8	273	177	211	661	685	1842	9	204.67	-	196.83	=	7.83	273	661	281	685
7	10/15/25	204	12	203	159	205	567	603	2409	12	200.75	-	204.67	=	-3.92	273	661	281	685
8	10/22/25	200	16	a200	a200	a200	600	648	2409	12	200.75	-	200.75	=	0.00	273	661	281	685
9	10/29/25	200	16	a200	a200	a200	600	648	2409	12	200.75	-	200.75	=	0.00	273	661	281	685
10	11/05/25	200	16	236	247	219	702	750	3111	15	207.40	-	200.75	=	6.65	273	702	281	750
11	11/12/25	207	10	a207	a207	a207	621	651	3111	15	207.40	-	207.40	=	0.00	273	702	281	750
12	11/19/25	207	10	189	191	214	594	624	3705	18	205.83	-	207.40	=	-1.57	273	702	281	750
13	11/26/25	205	12	a205	a205	a205	615	651	3705	18	205.83	-	205.83	=	0.00	273	702	281	750
14	12/03/25	205	12	205	213	227	645	681	4350	21	207.14	-	205.83	=	1.31	273	702	281	750
15	12/10/25	207	10	215	224	191	630	660	4980	24	207.50	-	207.14	=	0.36	273	702	281	750
16	12/17/25	207	10	189	195	179	563	593	5543	27	205.30	-	207.50	=	-2.20	273	702	281	750

End of 1st split

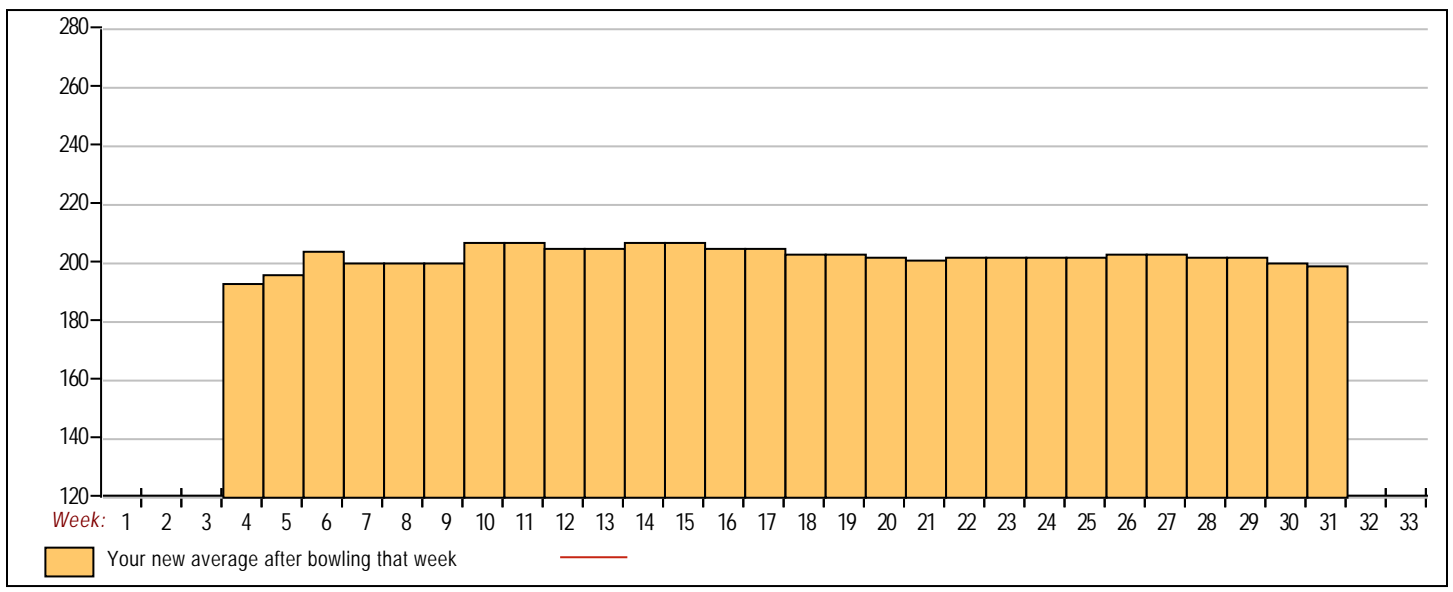
17	01/07/26	205	12	213	204	205	622	658	6165	30	205.50	-	205.30	=	0.20	273	702	281	750
18	01/14/26	205	12	172	201	180	553	589	6718	33	203.58	-	205.50	=	-1.92	273	702	281	750
19	01/21/26	203	13	186	190	222	598	637	7316	36	203.22	-	203.58	=	-0.35	273	702	281	750
20	01/28/26	203	13	215	162	213	590	629	7906	39	202.72	-	203.22	=	-0.50	273	702	281	750
21	02/04/26	202	14	201	171	190	562	604	8468	42	201.62	-	202.72	=	-1.10	273	702	281	750
22	02/11/26	201	15	176	212	239	627	672	9095	45	202.11	-	201.62	=	0.49	273	702	281	750
23	02/18/26	202	0				0	0	9095	45	202.11	-	202.11	=	0.00	273	702	281	750
24	02/25/26	202	14	a202	a202	a202	606	648	9095	45	202.11	-	202.11	=	0.00	273	702	281	750
25	03/04/26	202	14	224	226	171	621	663	9716	48	202.42	-	202.11	=	0.31	273	702	281	750
26	03/11/26	202	14	204	177	267	648	690	10364	51	203.22	-	202.42	=	0.80	273	702	281	750
27	03/18/26	203	13	191	209	204	604	643	10968	54	203.11	-	203.22	=	-0.10	273	702	281	750
28	03/25/26	203	13	138	188	225	551	590	11519	57	202.09	-	203.11	=	-1.02	273	702	281	750
29	04/01/26	202	14	213	181	253	647	689	12166	60	202.77	-	202.09	=	0.68	273	702	281	750
30	04/08/26	202	14	165	145	181	491	533	12657	63	200.90	-	202.77	=	-1.86	273	702	281	750
31	04/15/26	200	16	190	186	146	522	570	13179	66	199.68	-	200.90	=	-1.22	273	702	281	750

<100	100's	125's	150's	175's	200's	225's	250's	275's	300's
		3	7	20	27	6	3		
<400	400's	450's	500's	550's	600's	650's	700's	750's	800's
		1	1	9	9	1	1		

Avg of Game 1	Avg of Game 2	Avg of Game 3
197.64	194.59	206.82

High game of 273 on week 6 High series of 702 on week 10 High average of 207.50 after bowling week 15
 Low game of 138 on week 28 Low series of 491 on week 30 Low average of 193.67 after bowling week 4

High Scores by Game
 Game #1: 273 on week 6 Game #2: 247 on week 10 Game #3: 267 on week 26



Note: This report includes information through April 15 which is Week 31 of 33

Jason Wong's Bowling Record - Team 28: Team 28

Week No.	Bowling Date	Old Avg	Old HDCP	-1-	-2-	-3-	Total	HDCP Total	Pins	Gms	---Average Change---			High Game	High Sers	HDCP Game	HDCP Sers		
											New	Old	---> +/-						
1	09/03/25	bk195	0				0	0	0	0	-	0.00	=	0.00	0	0			
2	09/10/25	bk195	20	195	233	171	599	659	599	3	199.67	-	0.00	=	199.67	233	599	253	659
3	09/17/25	bk195	20	204	141	247	592	652	1191	6	198.50	-	199.67	=	-1.17	247	599	267	659
4	09/24/25	bk195	20	215	227	193	635	695	1826	9	202.89	-	198.50	=	4.39	247	635	267	695
5	10/01/25	202	14	191	192	195	578	620	2404	12	200.33	-	202.89	=	-2.56	247	635	267	695
6	10/08/25	200	16	a200	a200	a200	600	648	2404	12	200.33	-	200.33	=	0.00	247	635	267	695
7	10/15/25	200	0				0	0	2404	12	200.33	-	200.33	=	0.00	247	635	267	695
8	10/22/25	200	16	a200	a200	a200	600	648	2404	12	200.33	-	200.33	=	0.00	247	635	267	695
9	10/29/25	200	16	184	180	193	557	605	2961	15	197.40	-	200.33	=	-2.93	247	635	267	695
10	11/05/25	197	18	a197	a197	a197	591	645	2961	15	197.40	-	197.40	=	0.00	247	635	267	695
11	11/12/25	197	18	a197	a197	a197	591	645	2961	15	197.40	-	197.40	=	0.00	247	635	267	695
12	11/19/25	197	18	224	174	154	552	606	3513	18	195.17	-	197.40	=	-2.23	247	635	267	695
13	11/26/25	195	20	a195	a195	a195	585	645	3513	18	195.17	-	195.17	=	0.00	247	635	267	695
14	12/03/25	195	20	223	i203	a195	621	681	3736	19	196.63	-	195.17	=	1.46	247	635	267	695
15	12/10/25	196	19	a196	a196	a196	588	645	3736	19	196.63	-	196.63	=	0.00	247	635	267	695
16	12/17/25	196	0				0	0	3736	19	196.63	-	196.63	=	0.00	247	635	267	695

End of 1st split

17	01/07/26	196	0				0	0	3736	19	196.63	-	196.63	=	0.00	247	635	267	695
18	01/14/26	196	19	226	213	244	683	740	4419	22	200.86	-	196.63	=	4.23	247	683	267	740
19	01/21/26	200	16	246	209	218	673	721	5092	25	203.68	-	200.86	=	2.82	247	683	267	740
20	01/28/26	203	13	200	186	196	582	621	5674	28	202.64	-	203.68	=	-1.04	247	683	267	740
21	02/04/26	202	0				0	0	5674	28	202.64	-	202.64	=	0.00	247	683	267	740
22	02/11/26	202	0				0	0	5674	28	202.64	-	202.64	=	0.00	247	683	267	740
23	02/18/26	202	14	a202	a202	a202	606	648	5674	28	202.64	-	202.64	=	0.00	247	683	267	740
24	02/25/26	202	14	a202	a202	a202	606	648	5674	28	202.64	-	202.64	=	0.00	247	683	267	740
25	03/04/26	202	0				0	0	5674	28	202.64	-	202.64	=	0.00	247	683	267	740
26	03/11/26	202	0				0	0	5674	28	202.64	-	202.64	=	0.00	247	683	267	740
27	03/18/26	202	14	161	158	203	522	564	6196	31	199.87	-	202.64	=	-2.77	247	683	267	740
28	03/25/26	199	0				0	0	6196	31	199.87	-	199.87	=	0.00	247	683	267	740
29	04/01/26	199	0				0	0	6196	31	199.87	-	199.87	=	0.00	247	683	267	740
30	04/08/26	199	0				0	0	6196	31	199.87	-	199.87	=	0.00	247	683	267	740
31	04/15/26	199	16				0	0	6196	31	199.87	-	199.87	=	0.00	247	683	267	740

<100	100's	125's	150's	175's	200's	225's	250's	275's	300's
		1	5	10	9	6			
<400	400's	450's	500's	550's	600's	650's	700's	750's	800's
			1	6	1	2			

Avg of Game 1 **Avg of Game 2** **Avg of Game 3**

206.27 191.30 201.40

High game of 247 on week 3 High series of 683 on week 18 High average of 203.68 after bowling week 19
 Low game of 141 on week 3 Low series of 522 on week 27 Low average of 195.17 after bowling week 12

High Scores by Game
 Game #1: 246 on week 19 Game #2: 233 on week 2 Game #3: 247 on week 3

