

Note: This report includes information through April 29 which is Week 33 of 33

Nicole Arima's Bowling Record - Team 27: Team 27

Table with columns: Week No., Bowling Date, Old Avg, Old HDCP, -1-, -2-, -3-, Total, HDCP Total, Pins, Gms, ---Average Change--- (New - Old ---> +/-), High Game, High Sers, HDCP Game, HDCP Sers. Rows 1-16.

End of 1st split

Table with columns: Week No., Bowling Date, Old Avg, Old HDCP, -1-, -2-, -3-, Total, HDCP Total, Pins, Gms, ---Average Change--- (New - Old ---> +/-), High Game, High Sers, HDCP Game, HDCP Sers. Rows 17-33.

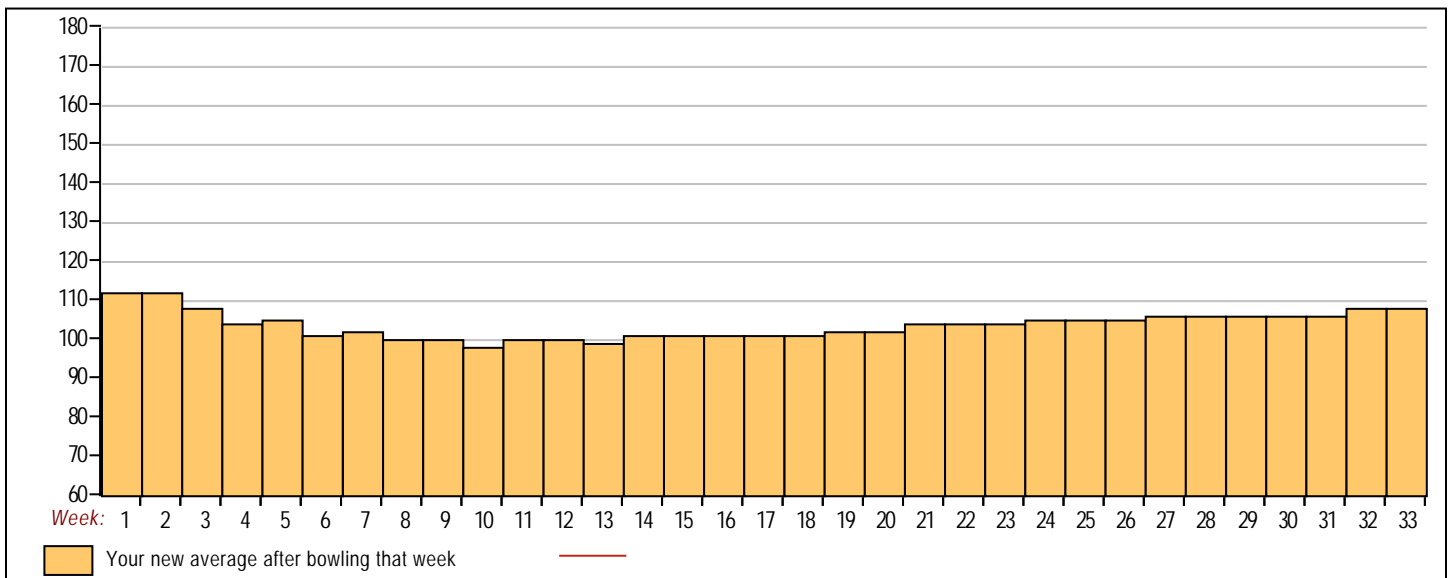
End of 2nd split

Summary table for score ranges: <100, 100's, 125's, 150's, 175's, 200's, 225's, 250's, 275's, 300's, <400, 400's, 450's, 500's, 550's, 600's, 650's, 700's, 750's, 800's.

Avg of Game 1: 100.23, Avg of Game 2: 113.13, Avg of Game 3: 110.73

High game of 175 on week 32, High series of 430 on week 32, High average of 112.00 after bowling week 1, Low game of 68 on week 8, Low series of 256 on week 8, Low average of 98.89 after bowling week 10

High Scores by Game: Game #1: 150 on week 21, Game #2: 175 on week 32, Game #3: 144 on week 27



Note: This report includes information through April 29 which is Week 33 of 33

Christopher Rojo's Bowling Record - Team 27: Team 27

Week No.	Bowling Date	Old Avg	Old HDCP	-1-	-2-	-3-	Total	HDCP Total	Pins	Gms	---Average Change---			High Game	High Sers	HDCP Game	HDCP Sers		
											New - Old	---> +/-							
1	09/03/25	bk136	0				0	0	0	0	-	0.00	=	0.00	0	0			
----- Week 2 was bowled after week 5 -----																			
2	09/10/25	138	65	113	125	118	356	551	356	3	-	0.00	=	0.00	125	356	192	557	
3	09/17/25	bk136	67	127	146	171	444	645	800	6	148.00	-	0.00	=	148.00	171	444	238	645
4	09/24/25	bk136	67	134	142	129	405	606	1205	9	141.50	-	148.00	=	-6.50	171	444	238	645
Scores were bowled after week 5 for weeks: 2																			
5	10/01/25	bk136	67	99	162	139	400	601	1605	12	133.75	-	141.50	=	-7.75	171	444	238	645
6	10/08/25	133	69	123	152	190	465	672	2070	15	138.00	-	133.75	=	4.25	190	465	259	672
7	10/15/25	138	65	164	170	166	500	695	2570	18	142.78	-	138.00	=	4.78	190	500	259	695
8	10/22/25	142	62	178	136	169	483	669	3053	21	145.38	-	142.78	=	2.60	190	500	259	695
9	10/29/25	145	60	124	121	147	392	572	3445	24	143.54	-	145.38	=	-1.84	190	500	259	695
10	11/05/25	143	61	123	130	146	399	582	3844	27	142.37	-	143.54	=	-1.17	190	500	259	695
11	11/12/25	142	62	171	147	164	482	668	4326	30	144.20	-	142.37	=	1.83	190	500	259	695
12	11/19/25	144	60	120	126	148	394	574	4720	33	143.03	-	144.20	=	-1.17	190	500	259	695
13	11/26/25	143	61	109	132	107	348	531	5068	36	140.78	-	143.03	=	-2.25	190	500	259	695
14	12/03/25	140	64	131	187	178	496	688	5564	39	142.67	-	140.78	=	1.89	190	500	259	695
15	12/10/25	142	62	181	132	143	456	642	6020	42	143.33	-	142.67	=	0.67	190	500	259	695
16	12/17/25	143	61	200	236	143	579	762	6599	45	146.64	-	143.33	=	3.31	236	579	297	762

End of 1st split

17	01/07/26	146	59	135	138	152	425	602	7024	48	146.33	-	146.64	=	-0.31	236	579	297	762
18	01/14/26	146	59	121	157	139	417	594	7441	51	145.90	-	146.33	=	-0.43	236	579	297	762
19	01/21/26	145	60	119	151	162	432	612	7873	54	145.80	-	145.90	=	-0.11	236	579	297	762
20	01/28/26	145	60	178	142	141	461	641	8334	57	146.21	-	145.80	=	0.41	236	579	297	762
21	02/04/26	146	59	171	140	91	402	579	8736	60	145.60	-	146.21	=	-0.61	236	579	297	762
22	02/11/26	145	60	157	137	164	458	638	9194	63	145.94	-	145.60	=	0.34	236	579	297	762
23	02/18/26	145	60	a145	a145	a145	435	615	9194	63	145.94	-	145.94	=	0.00	236	579	297	762
24	02/25/26	145	60	151	167	150	468	648	9662	66	146.39	-	145.94	=	0.46	236	579	297	762
25	03/04/26	146	59	a146	a146	a146	438	615	9662	66	146.39	-	146.39	=	0.00	236	579	297	762
26	03/11/26	146	59	152	106	135	393	570	10055	69	145.72	-	146.39	=	-0.67	236	579	297	762
27	03/18/26	145	60	138	116	113	367	547	10422	72	144.75	-	145.72	=	-0.97	236	579	297	762
28	03/25/26	144	60	a144	a144	a144	432	612	10422	72	144.75	-	144.75	=	0.00	236	579	297	762
29	04/01/26	144	60	a144	a144	a144	432	612	10422	72	144.75	-	144.75	=	0.00	236	579	297	762
30	04/08/26	144	60	a144	a144	a144	432	612	10422	72	144.75	-	144.75	=	0.00	236	579	297	762
31	04/15/26	144	60	a144	a144	a144	432	612	10422	72	144.75	-	144.75	=	0.00	236	579	297	762
32	04/22/26	144	60	115	94	99	308	488	10730	75	143.07	-	144.75	=	-1.68	236	579	297	762
33	04/29/26	143	61	168	136	122	426	609	10730	75	143.07	-	143.07	=	0.00	236	579	297	762

End of 2nd split

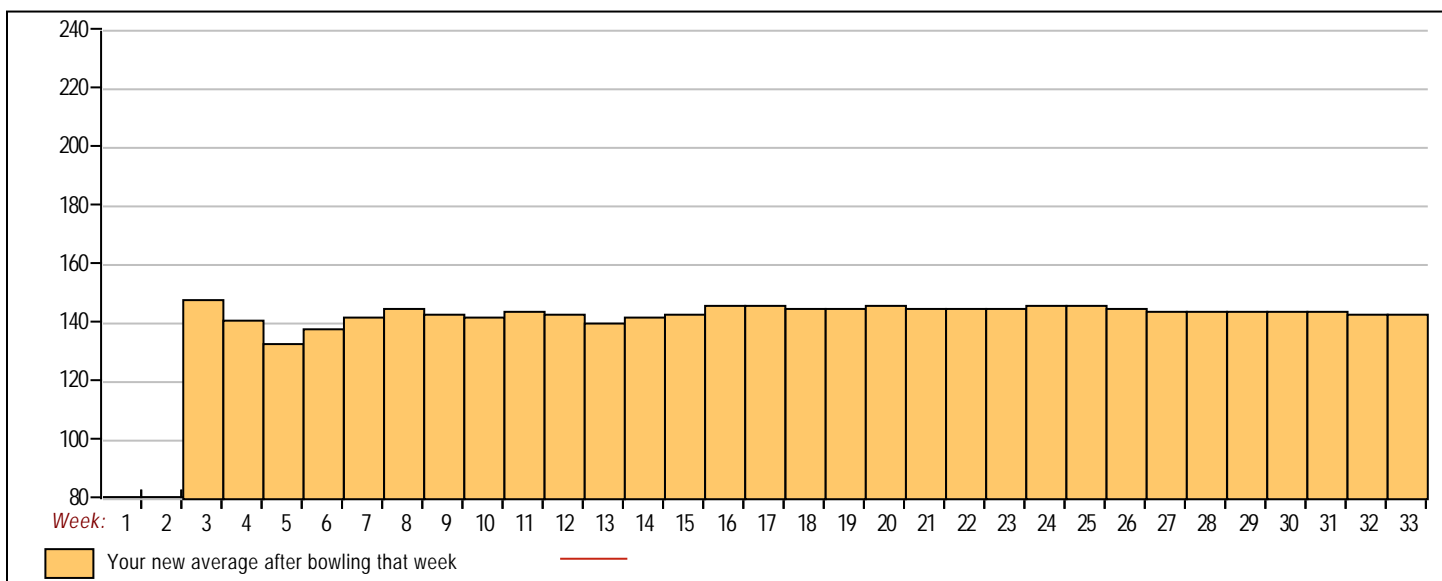
<u><100</u>	<u>100's</u>	<u>125's</u>	<u>150's</u>	<u>175's</u>	<u>200's</u>	<u>225's</u>	<u>250's</u>	<u>275's</u>	<u>300's</u>
4	16	29	21	6	1	1			
<u><400</u>	<u>400's</u>	<u>450's</u>	<u>500's</u>	<u>550's</u>	<u>600's</u>	<u>650's</u>	<u>700's</u>	<u>750's</u>	<u>800's</u>
8	8	8	1	1					

<u>Avg of Game 1</u>	<u>Avg of Game 2</u>	<u>Avg of Game 3</u>
142.38	143.38	143.31

High game of 236 on week 16 High series of 579 on week 16 High average of 148.00 after bowling week 3
 Low game of 91 on week 21 Low series of 308 on week 32 Low average of 133.75 after bowling week 5

High Scores by Game

Game #1: 200 on week 16 Game #2: 236 on week 16 Game #3: 190 on week 6



Note: This report includes information through April 29 which is Week 33 of 33

Eric Dominguez's Bowling Record - Team 27: Team 27

Week No.	Bowling Date	Old Avg	Old HDCP	-1-	-2-	-3-	Total	HDCP Total	Pins	Gms	---Average Change---			High Game	High Sers	HDCP Game	HDCP Sers		
											New	Old	Change +/-						
1	09/03/25	bk163	45	170	117	128	415	550	415	3	138.33	-	0.00	=	138.33	170	415	215	550
----- Week 2 was bowled after week 5 -----																			
2	09/10/25	bk163	45	167	178	146	491	626	906	6	138.33	-	0.00	=	138.33	178	491	223	626
3	09/17/25	bk163	45	178	194	199	571	706	1477	9	164.33	-	138.33	=	26.00	199	571	244	706
4	09/24/25	bk163	0				0	0	1477	9	164.33	-	164.33	=	0.00	199	571	244	706
Scores were bowled after week 5 for weeks: 2																			
5	10/01/25	bk163	0				0	0	1477	9	164.11	-	164.33	=	-0.22	199	571	244	706
6	10/08/25	164	44	168	170	160	498	630	1975	12	164.58	-	164.11	=	0.47	199	571	244	706
7	10/15/25	164	44	200	178	226	604	736	2579	15	171.93	-	164.58	=	7.35	226	604	270	736
8	10/22/25	171	39	210	158	171	539	656	3118	18	173.22	-	171.93	=	1.29	226	604	270	736
9	10/29/25	173	37	164	154	170	488	599	3606	21	171.71	-	173.22	=	-1.51	226	604	270	736
10	11/05/25	171	0				0	0	3606	21	171.71	-	171.71	=	0.00	226	604	270	736
11	11/12/25	171	39	123	135	148	406	523	4012	24	167.17	-	171.71	=	-4.55	226	604	270	736
12	11/19/25	167	42	154	171	168	493	619	4505	27	166.85	-	167.17	=	-0.31	226	604	270	736
13	11/26/25	166	0				0	0	4505	27	166.85	-	166.85	=	0.00	226	604	270	736
14	12/03/25	166	43	a166	a166	a166	498	627	4505	27	166.85	-	166.85	=	0.00	226	604	270	736
15	12/10/25	166	43	a166	a166	a166	498	627	4505	27	166.85	-	166.85	=	0.00	226	604	270	736
16	12/17/25	166	43	153	153	149	455	584	4960	30	165.33	-	166.85	=	-1.52	226	604	270	736

End of 1st split

17	01/07/26	165	44	183	229	205	617	749	5577	33	169.00	-	165.33	=	3.67	229	617	273	749
18	01/14/26	169	40	193	224	176	593	713	6170	36	171.39	-	169.00	=	2.39	229	617	273	749
19	01/21/26	171	39	a171	a171	a171	513	630	6170	36	171.39	-	171.39	=	0.00	229	617	273	749
20	01/28/26	171	39	180	181	151	512	629	6682	39	171.33	-	171.39	=	-0.06	229	617	273	749
21	02/04/26	171	39	a171	a171	a171	513	630	6682	39	171.33	-	171.33	=	0.00	229	617	273	749
22	02/11/26	171	39	189	173	152	514	631	7196	42	171.33	-	171.33	=	0.00	229	617	273	749
23	02/18/26	171	39	194	167	245	606	723	7802	45	173.38	-	171.33	=	2.04	245	617	284	749
24	02/25/26	173	37	189	241	156	586	697	8388	48	174.75	-	173.38	=	1.37	245	617	284	749
25	03/04/26	174	36	160	243	178	581	689	8969	51	175.86	-	174.75	=	1.11	245	617	284	749
26	03/11/26	175	36	183	213	172	568	676	9537	54	176.61	-	175.86	=	0.75	245	617	284	749
27	03/18/26	176	35	135	180	145	460	565	9997	57	175.39	-	176.61	=	-1.23	245	617	284	749
28	03/25/26	175	36	161	203	165	529	637	10526	60	175.43	-	175.39	=	0.05	245	617	284	749
29	04/01/26	175	36	a175	a175	a175	525	633	10526	60	175.43	-	175.43	=	0.00	245	617	284	749
30	04/08/26	175	36	180	199	238	617	725	11143	63	176.87	-	175.43	=	1.44	245	617	284	749
31	04/15/26	176	35	159	166	238	563	668	11706	66	177.36	-	176.87	=	0.49	245	617	284	749
32	04/22/26	177	34	202	180	193	575	677	12281	69	177.99	-	177.36	=	0.62	245	617	284	749
33	04/29/26	177	34	184	169	184	537	639	12281	69	177.99	-	177.99	=	0.00	245	617	284	749

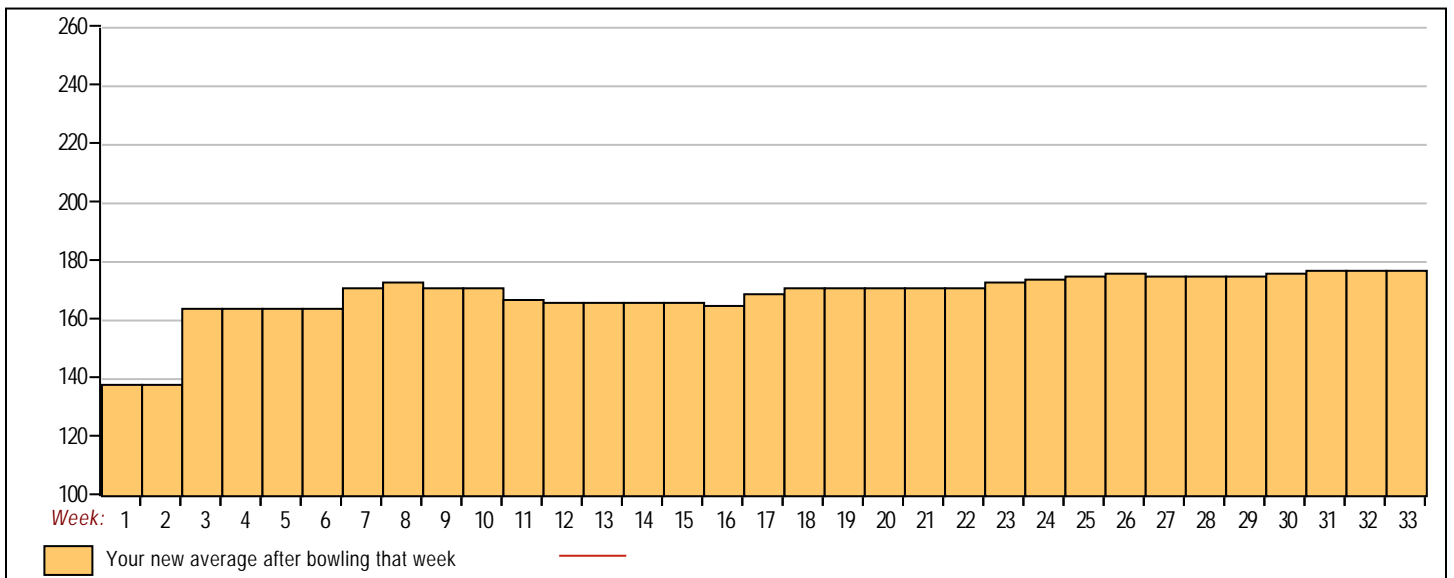
End of 2nd split

<u><100</u>	<u>100's</u>	<u>125's</u>	<u>150's</u>	<u>175's</u>	<u>200's</u>	<u>225's</u>	<u>250's</u>	<u>275's</u>	<u>300's</u>
	2	7	27	22	7	7			
<u><400</u>	<u>400's</u>	<u>450's</u>	<u>500's</u>	<u>550's</u>	<u>600's</u>	<u>650's</u>	<u>700's</u>	<u>750's</u>	<u>800's</u>
	2	6	5	7	4				

<u>Avg of Game 1</u>	<u>Avg of Game 2</u>	<u>Avg of Game 3</u>
174.13	182.33	177.63

High game of 245 on week 23 High series of 617 on week 17 High average of 177.99 after bowling week 32
 Low game of 117 on week 1 Low series of 406 on week 11 Low average of 138.33 after bowling week 1

High Scores by Game
 Game #1: 210 on week 8 Game #2: 243 on week 25 Game #3: 245 on week 23



Note: This report includes information through April 29 which is Week 33 of 33

Aaron Abueg's Bowling Record - Team 27: Team 27

Week No.	Bowling Date	Old Avg	Old HDCP	-1-	-2-	-3-	Total	HDCP Total	Pins	Gms	---Average Change---			High Game	High Sers	HDCP Game	HDCP Sers		
											New	Old	---> +/-						
1	09/03/25	0	0				0	0	0	0	-	0.00	=	0.00	0	0			
2	09/10/25	0	0				0	0	0	0	-	0.00	=	0.00	0	0			
3	09/17/25	0	0				0	0	0	0	-	0.00	=	0.00	0	0			
4	09/24/25	117	82	111	118	122	351	597	351	3	117.00	-	0.00	=	117.00	122	351		
5	10/01/25	122	78	179	105	97	381	615	732	6	122.00	-	117.00	=	5.00	179	381		
6	10/08/25	122	0				0	0	732	6	122.00	-	122.00	=	0.00	179	381		
7	10/15/25	122	0				0	0	732	6	122.00	-	122.00	=	0.00	179	381		
8	10/22/25	122	0				0	0	732	6	122.00	-	122.00	=	0.00	179	381		
9	10/29/25	122	0				0	0	732	6	122.00	-	122.00	=	0.00	179	381		
10	11/05/25	126	75	114	126	168	408	633	1140	9	126.67	-	122.00	=	4.67	179	408		
11	11/12/25	126	0				0	0	1140	9	126.67	-	126.67	=	0.00	179	408		
12	11/19/25	126	0				0	0	1140	9	126.67	-	126.67	=	0.00	179	408		
13	11/26/25	126	0				0	0	1140	9	126.67	-	126.67	=	0.00	179	408		
14	12/03/25	126	0				0	0	1140	9	126.67	-	126.67	=	0.00	179	408		
15	12/10/25	126	0				0	0	1140	9	126.67	-	126.67	=	0.00	179	408		
16	12/17/25	126	0				0	0	1140	9	126.67	-	126.67	=	0.00	179	408		

End of 1st split

17	01/07/26	126	0				0	0	1140	9	126.67	-	126.67	=	0.00	179	408		
18	01/14/26	126	0				0	0	1140	9	126.67	-	126.67	=	0.00	179	408		
19	01/21/26	126	0				0	0	1140	9	126.67	-	126.67	=	0.00	179	408		
20	01/28/26	126	75	166	105	113	384	609	1524	12	127.00	-	126.67	=	0.33	179	408	241	609
21	02/04/26	127	0				0	0	1524	12	127.00	-	127.00	=	0.00	179	408	241	609
22	02/11/26	127	0				0	0	1524	12	127.00	-	127.00	=	0.00	179	408	241	609
23	02/18/26	127	0				0	0	1524	12	127.00	-	127.00	=	0.00	179	408	241	609
24	02/25/26	127	0				0	0	1524	12	127.00	-	127.00	=	0.00	179	408	241	609
25	03/04/26	127	0				0	0	1524	12	127.00	-	127.00	=	0.00	179	408	241	609
26	03/11/26	127	0				0	0	1524	12	127.00	-	127.00	=	0.00	179	408	241	609
27	03/18/26	127	0				0	0	1524	12	127.00	-	127.00	=	0.00	179	408	241	609
28	03/25/26	127	0				0	0	1524	12	127.00	-	127.00	=	0.00	179	408	241	609
29	04/01/26	127	0				0	0	1524	12	127.00	-	127.00	=	0.00	179	408	241	609
30	04/08/26	127	0				0	0	1524	12	127.00	-	127.00	=	0.00	179	408	241	609
31	04/15/26	127	0				0	0	1524	12	127.00	-	127.00	=	0.00	179	408	241	609
32	04/22/26	127	0				0	0	1524	12	127.00	-	127.00	=	0.00	179	408	241	609
33	04/29/26	127	74				0	0	1524	12	127.00	-	127.00	=	0.00	179	408	241	609

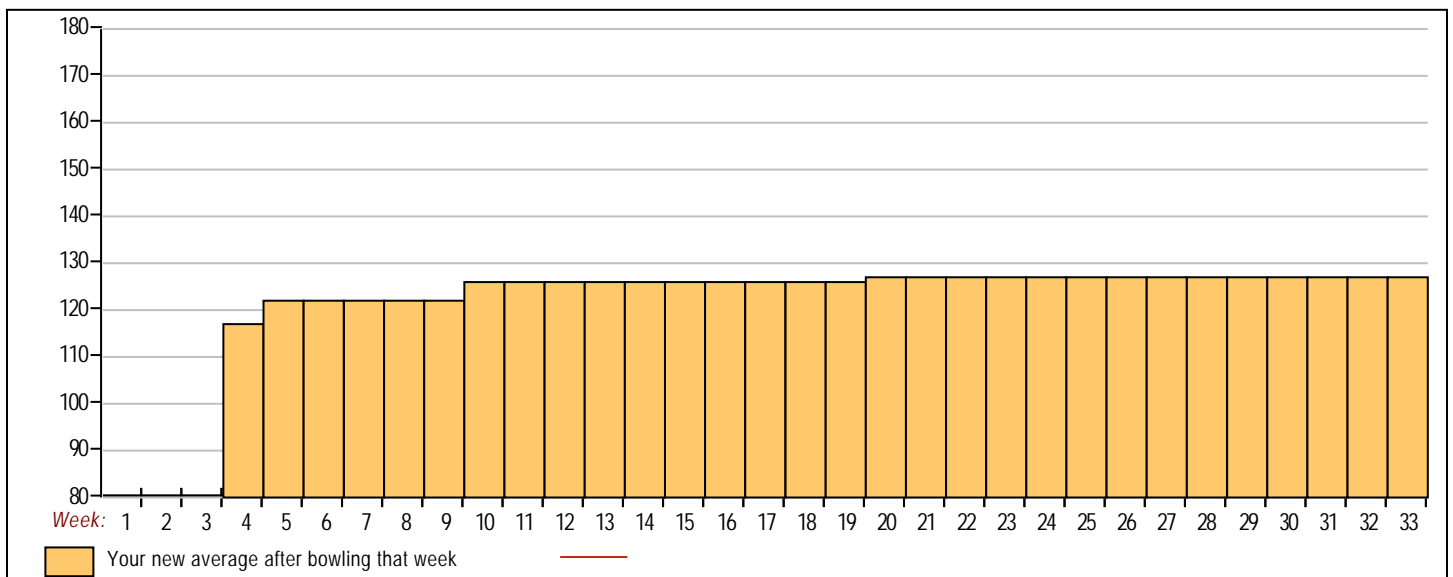
End of 2nd split

<u><100</u>	<u>100's</u>	<u>125's</u>	<u>150's</u>	<u>175's</u>	<u>200's</u>	<u>225's</u>	<u>250's</u>	<u>275's</u>	<u>300's</u>
1	7	1	2	1					
<u><400</u>	<u>400's</u>	<u>450's</u>	<u>500's</u>	<u>550's</u>	<u>600's</u>	<u>650's</u>	<u>700's</u>	<u>750's</u>	<u>800's</u>
3	1								

Avg of Game 1	Avg of Game 2	Avg of Game 3
142.50	113.50	125.00

High game of 179 on week 5 High series of 408 on week 10 High average of 127.00 after bowling week 20
 Low game of 97 on week 5 Low series of 351 on week 4 Low average of 117.00 after bowling week 4

High Scores by Game
 Game #1: 179 on week 5 Game #2: 126 on week 10 Game #3: 168 on week 10



Note: This report includes information through April 29 which is Week 33 of 33

Christian Rojo's Bowling Record - Team 27: Team 27

Week No.	Bowling Date	Old Avg	Old HDCP	-			Total	HDCP Total	Pins	Gms	---Average Change---			High Game	High Sers	HDCP Game	HDCP Sers
				-1-	-2-	-3-					New - Old	--->	+/-				
1	09/03/25	119	80	91	139	128	358	598	358	3	119.33	- 0.00	= 119.33	139	358		
2	09/10/25	119	0				0	0	358	3	119.33	- 119.33	= 0.00	139	358		
3	09/17/25	119	0				0	0	358	3	119.33	- 119.33	= 0.00	139	358		
4	09/24/25	119	0				0	0	358	3	119.33	- 119.33	= 0.00	139	358		
5	10/01/25	119	0				0	0	358	3	119.33	- 119.33	= 0.00	139	358		
6	10/08/25	119	0				0	0	358	3	119.33	- 119.33	= 0.00	139	358		
7	10/15/25	119	0				0	0	358	3	119.33	- 119.33	= 0.00	139	358		
8	10/22/25	119	0				0	0	358	3	119.33	- 119.33	= 0.00	139	358		
9	10/29/25	129	72	118	188	110	416	632	774	6	129.00	- 119.33	= 9.67	188	416		
10	11/05/25	129	0				0	0	774	6	129.00	- 129.00	= 0.00	188	416		
11	11/12/25	129	0				0	0	774	6	129.00	- 129.00	= 0.00	188	416		
12	11/19/25	129	0				0	0	774	6	129.00	- 129.00	= 0.00	188	416		
13	11/26/25	132	70	160	121	133	414	624	1188	9	132.00	- 129.00	= 3.00	188	416		
14	12/03/25	132	0				0	0	1188	9	132.00	- 132.00	= 0.00	188	416		
15	12/10/25	132	0				0	0	1188	9	132.00	- 132.00	= 0.00	188	416		
16	12/17/25	132	0				0	0	1188	9	132.00	- 132.00	= 0.00	188	416		

End of 1st split

17	01/07/26	132	0				0	0	1188	9	132.00	- 132.00	= 0.00	188	416		
18	01/14/26	132	0				0	0	1188	9	132.00	- 132.00	= 0.00	188	416		
19	01/21/26	132	0				0	0	1188	9	132.00	- 132.00	= 0.00	188	416		
20	01/28/26	132	0				0	0	1188	9	132.00	- 132.00	= 0.00	188	416		
21	02/04/26	132	0				0	0	1188	9	132.00	- 132.00	= 0.00	188	416		
22	02/11/26	132	0				0	0	1188	9	132.00	- 132.00	= 0.00	188	416		
23	02/18/26	132	0				0	0	1188	9	132.00	- 132.00	= 0.00	188	416		
24	02/25/26	132	0				0	0	1188	9	132.00	- 132.00	= 0.00	188	416		
25	03/04/26	132	0				0	0	1188	9	132.00	- 132.00	= 0.00	188	416		
26	03/11/26	132	0				0	0	1188	9	132.00	- 132.00	= 0.00	188	416		
27	03/18/26	132	0				0	0	1188	9	132.00	- 132.00	= 0.00	188	416		
28	03/25/26	132	0				0	0	1188	9	132.00	- 132.00	= 0.00	188	416		
29	04/01/26	132	0				0	0	1188	9	132.00	- 132.00	= 0.00	188	416		
30	04/08/26	132	0				0	0	1188	9	132.00	- 132.00	= 0.00	188	416		
31	04/15/26	132	0				0	0	1188	9	132.00	- 132.00	= 0.00	188	416		
32	04/22/26	132	0				0	0	1188	9	132.00	- 132.00	= 0.00	188	416		
33	04/29/26	132	70				0	0	1188	9	132.00	- 132.00	= 0.00	188	416		

End of 2nd split

<u><100</u>	<u>100's</u>	<u>125's</u>	<u>150's</u>	<u>175's</u>	<u>200's</u>	<u>225's</u>	<u>250's</u>	<u>275's</u>	<u>300's</u>
1	3	3	1	1					
<u><400</u>	<u>400's</u>	<u>450's</u>	<u>500's</u>	<u>550's</u>	<u>600's</u>	<u>650's</u>	<u>700's</u>	<u>750's</u>	<u>800's</u>
1	2								

Avg of Game 1	Avg of Game 2	Avg of Game 3
123.00	149.33	123.67

High game of 188 on week 9 High series of 416 on week 9 High average of 132.00 after bowling week 13
 Low game of 91 on week 1 Low series of 358 on week 1 Low average of 119.33 after bowling week 1

High Scores by Game
 Game #1: 160 on week 13 Game #2: 188 on week 9 Game #3: 133 on week 13

