

Note: This report includes information through April 15 which is Week 31 of 33

Nicole Arima's Bowling Record - Team 27: Team 27

Week No.	Bowling Date	Old Avg	Old HDCP	-1- -2- -3-			Total	HDCP Total	Pins	Gms	---Average Change---			High Game	High Sers	HDCP Game	HDCP Sers
											New - Old	--->	+/-				
1	09/03/25	112	86	78	125	133	336	594	336	3	112.00	- 0.00	= 112.00	133	336		
----- Week 2 was bowled after week 5 -----																	
2	09/10/25	108	89	78	94	100	272	539	608	6	112.00	- 0.00	= 112.00	133	336		
3	09/17/25	108	89	111	110	95	316	583	924	9	108.67	- 112.00	= -3.33	133	336		
4	09/24/25	104	92	76	129	87	292	568	1216	12	104.89	- 108.67	= -3.78	133	336		
Scores were bowled after week 5 for weeks: 2																	
5	10/01/25	104	92	98	155	107	360	636	1576	15	105.07	- 104.89	= 0.18	155	360	247	636
6	10/08/25	105	92	75	102	80	257	533	1833	18	101.83	- 105.07	= -3.23	155	360	247	636
7	10/15/25	101	95	97	108	116	321	606	2154	21	102.57	- 101.83	= 0.74	155	360	247	636
8	10/22/25	102	94	107	81	68	256	538	2410	24	100.42	- 102.57	= -2.15	155	360	247	636
9	10/29/25	100	0				0	0	2410	24	100.42	- 100.42	= 0.00	155	360	247	636
10	11/05/25	100	96	80	86	94	260	548	2670	27	98.89	- 100.42	= -1.53	155	360	247	636
11	11/12/25	98	97	95	132	123	350	641	3020	30	100.67	- 98.89	= 1.78	155	360	247	641
12	11/19/25	100	96	97	97	88	282	570	3302	33	100.06	- 100.67	= -0.61	155	360	247	641
13	11/26/25	100	96	109	88	83	280	568	3582	36	99.50	- 100.06	= -0.56	155	360	247	641
14	12/03/25	99	96	81	152	127	360	648	3942	39	101.08	- 99.50	= 1.58	155	360	248	648
15	12/10/25	101	95	92	87	143	322	607	4264	42	101.52	- 101.08	= 0.45	155	360	248	648
16	12/17/25	101	95	a101	a101	a101	303	588	4264	42	101.52	- 101.52	= 0.00	155	360	248	648

End of 1st split

17	01/07/26	101	95	93	100	119	312	597	4576	45	101.69	- 101.52	= 0.17	155	360	248	648
18	01/14/26	101	95	99	94	125	318	603	4894	48	101.96	- 101.69	= 0.27	155	360	248	648
19	01/21/26	101	95	118	102	127	347	632	5241	51	102.76	- 101.96	= 0.81	155	360	248	648
20	01/28/26	102	0				0	0	5241	51	102.76	- 102.76	= 0.00	155	360	248	648
21	02/04/26	102	94	150	107	133	390	672	5631	54	104.28	- 102.76	= 1.51	155	390	248	672
22	02/11/26	104	92	102	96	110	308	584	5939	57	104.19	- 104.28	= -0.08	155	390	248	672
23	02/18/26	104	92	103	106	123	332	608	6271	60	104.52	- 104.19	= 0.32	155	390	248	672
24	02/25/26	104	92	123	165	87	375	651	6646	63	105.49	- 104.52	= 0.98	165	390	257	672
25	03/04/26	105	92	113	117	115	345	621	6991	66	105.92	- 105.49	= 0.43	165	390	257	672
26	03/11/26	105	92	99	94	94	287	563	7278	69	105.48	- 105.92	= -0.45	165	390	257	672
27	03/18/26	105	92	107	142	144	393	669	7671	72	106.54	- 105.48	= 1.06	165	393	257	672
28	03/25/26	106	91	107	80	124	311	584	7982	75	106.43	- 106.54	= -0.12	165	393	257	672
29	04/01/26	106	91	98	123	84	305	578	8287	78	106.24	- 106.43	= -0.18	165	393	257	672
30	04/08/26	106	91	116	130	103	349	622	8636	81	106.62	- 106.24	= 0.37	165	393	257	672
31	04/15/26	106	91	75	122	140	337	610	8973	84	106.82	- 106.62	= 0.20	165	393	257	672

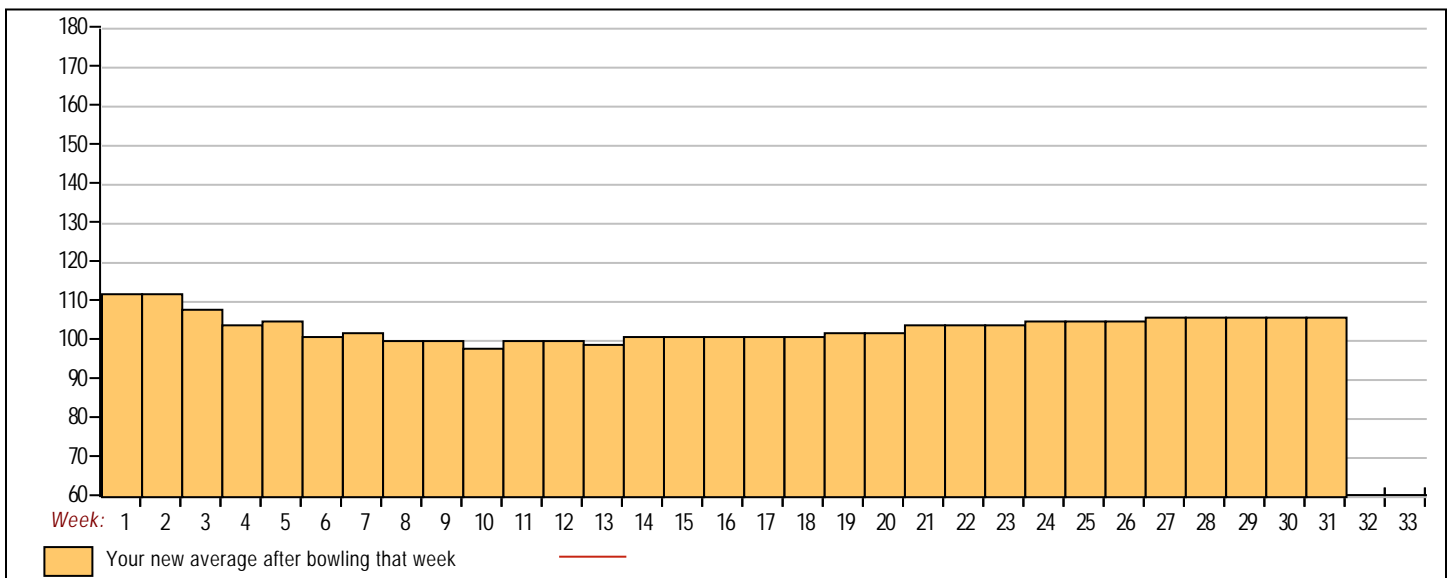


<100	100's	125's	150's	175's	200's	225's	250's	275's	300's
36	31	13	4						
<400	400's	450's	500's	550's	600's	650's	700's	750's	800's
28									

Avg of Game 1	Avg of Game 2	Avg of Game 3
99.18	111.57	109.71

High game of 165 on week 24 High series of 393 on week 27 High average of 112.00 after bowling week 1
 Low game of 68 on week 8 Low series of 256 on week 8 Low average of 98.89 after bowling week 10

High Scores by Game
 Game #1: 150 on week 21 Game #2: 165 on week 24 Game #3: 144 on week 27



Note: This report includes information through April 15 which is Week 31 of 33

Christopher Rojo's Bowling Record - Team 27: Team 27

Week No.	Bowling Date	Old Avg	Old HDCP	-1-	-2-	-3-	Total	HDCP Total	Pins	Gms	---Average Change---			High Game	High Sers	HDCP Game	HDCP Sers		
											New	Old	Change +/-						
1	09/03/25	bk136	0				0	0	0	0	-	0.00	=	0.00	0	0			
----- Week 2 was bowled after week 5 -----																			
2	09/10/25	138	65	113	125	118	356	551	356	3	-	0.00	=	0.00	125	356	192	557	
3	09/17/25	bk136	67	127	146	171	444	645	800	6	148.00	-	0.00	=	148.00	171	444	238	645
4	09/24/25	bk136	67	134	142	129	405	606	1205	9	141.50	-	148.00	=	-6.50	171	444	238	645
Scores were bowled after week 5 for weeks: 2																			
5	10/01/25	bk136	67	99	162	139	400	601	1605	12	133.75	-	141.50	=	-7.75	171	444	238	645
6	10/08/25	133	69	123	152	190	465	672	2070	15	138.00	-	133.75	=	4.25	190	465	259	672
7	10/15/25	138	65	164	170	166	500	695	2570	18	142.78	-	138.00	=	4.78	190	500	259	695
8	10/22/25	142	62	178	136	169	483	669	3053	21	145.38	-	142.78	=	2.60	190	500	259	695
9	10/29/25	145	60	124	121	147	392	572	3445	24	143.54	-	145.38	=	-1.84	190	500	259	695
10	11/05/25	143	61	123	130	146	399	582	3844	27	142.37	-	143.54	=	-1.17	190	500	259	695
11	11/12/25	142	62	171	147	164	482	668	4326	30	144.20	-	142.37	=	1.83	190	500	259	695
12	11/19/25	144	60	120	126	148	394	574	4720	33	143.03	-	144.20	=	-1.17	190	500	259	695
13	11/26/25	143	61	109	132	107	348	531	5068	36	140.78	-	143.03	=	-2.25	190	500	259	695
14	12/03/25	140	64	131	187	178	496	688	5564	39	142.67	-	140.78	=	1.89	190	500	259	695
15	12/10/25	142	62	181	132	143	456	642	6020	42	143.33	-	142.67	=	0.67	190	500	259	695
16	12/17/25	143	61	200	236	143	579	762	6599	45	146.64	-	143.33	=	3.31	236	579	297	762

End of 1st split

17	01/07/26	146	59	135	138	152	425	602	7024	48	146.33	-	146.64	=	-0.31	236	579	297	762
18	01/14/26	146	59	121	157	139	417	594	7441	51	145.90	-	146.33	=	-0.43	236	579	297	762
19	01/21/26	145	60	119	151	162	432	612	7873	54	145.80	-	145.90	=	-0.11	236	579	297	762
20	01/28/26	145	60	178	142	141	461	641	8334	57	146.21	-	145.80	=	0.41	236	579	297	762
21	02/04/26	146	59	171	140	91	402	579	8736	60	145.60	-	146.21	=	-0.61	236	579	297	762
22	02/11/26	145	60	157	137	164	458	638	9194	63	145.94	-	145.60	=	0.34	236	579	297	762
23	02/18/26	145	60	a145	a145	a145	435	615	9194	63	145.94	-	145.94	=	0.00	236	579	297	762
24	02/25/26	145	60	151	167	150	468	648	9662	66	146.39	-	145.94	=	0.46	236	579	297	762
25	03/04/26	146	59	a146	a146	a146	438	615	9662	66	146.39	-	146.39	=	0.00	236	579	297	762
26	03/11/26	146	59	152	106	135	393	570	10055	69	145.72	-	146.39	=	-0.67	236	579	297	762
27	03/18/26	145	60	138	116	113	367	547	10422	72	144.75	-	145.72	=	-0.97	236	579	297	762
28	03/25/26	144	60	a144	a144	a144	432	612	10422	72	144.75	-	144.75	=	0.00	236	579	297	762
29	04/01/26	144	60	a144	a144	a144	432	612	10422	72	144.75	-	144.75	=	0.00	236	579	297	762
30	04/08/26	144	60	a144	a144	a144	432	612	10422	72	144.75	-	144.75	=	0.00	236	579	297	762
31	04/15/26	144	60	a144	a144	a144	432	612	10422	72	144.75	-	144.75	=	0.00	236	579	297	762

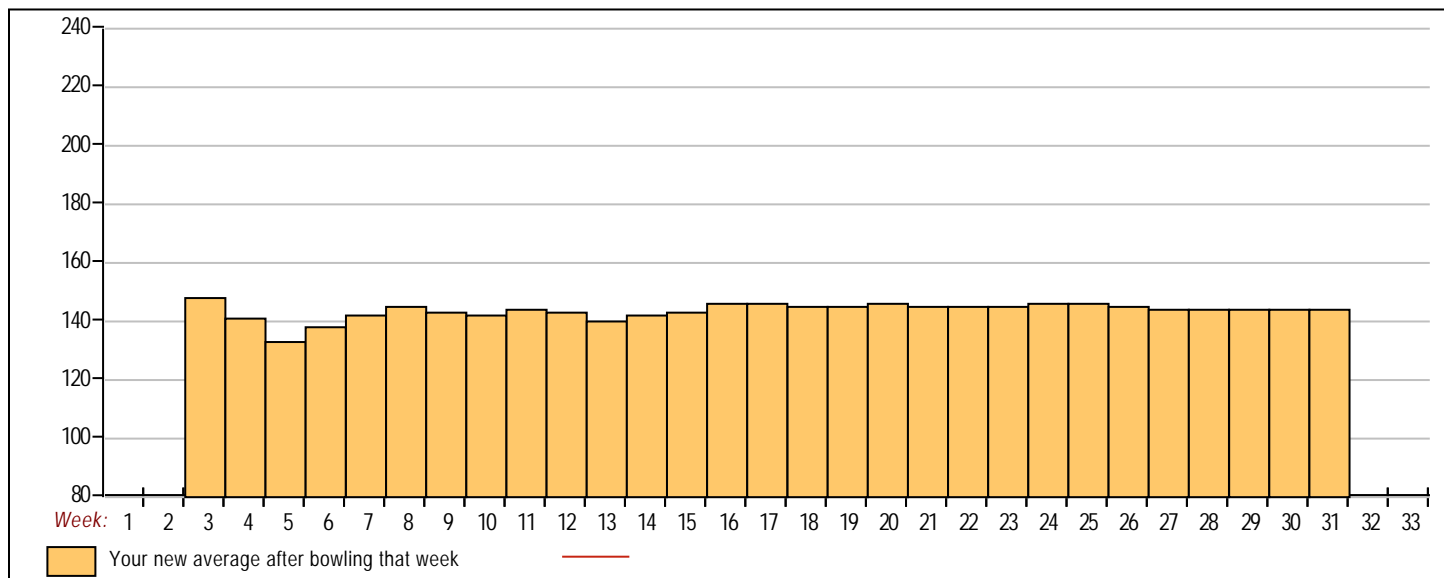
<100	100's	125's	150's	175's	200's	225's	250's	275's	300's
2	14	28	20	6	1	1			
<400	400's	450's	500's	550's	600's	650's	700's	750's	800's
7	7	8	1	1					

Avg of Game 1	Avg of Game 2	Avg of Game 3
142.46	145.75	146.04

High game of 236 on week 16 High series of 579 on week 16 High average of 148.00 after bowling week 3
 Low game of 91 on week 21 Low series of 348 on week 13 Low average of 133.75 after bowling week 5

High Scores by Game

Game #1: 200 on week 16 Game #2: 236 on week 16 Game #3: 190 on week 6



Note: This report includes information through April 15 which is Week 31 of 33

Eric Dominguez's Bowling Record - Team 27: Team 27

Table with columns: Week No., Bowling Date, Old Avg, Old HDCP, -1-, -2-, -3-, Total, HDCP Total, Pins, Gms, ---Average Change--- (New - Old ---> +/-), High Game, High Sers, HDCP Game, HDCP Sers. Rows 1-16.

End of 1st split

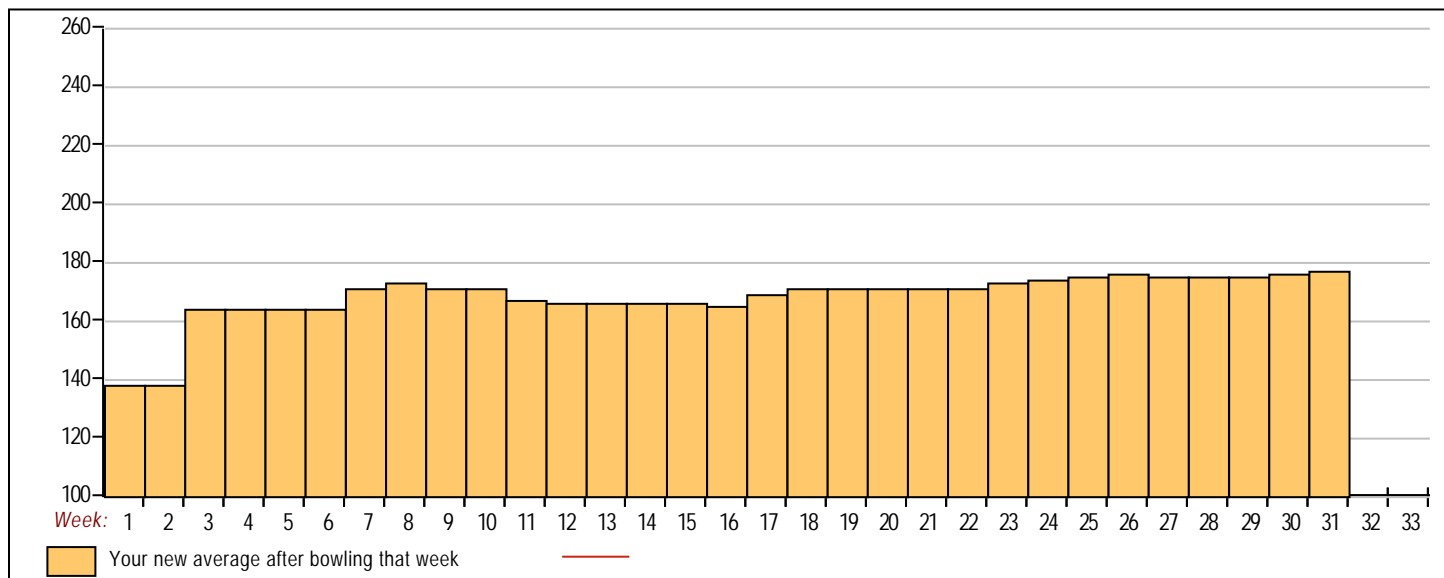
Table with columns: Week No., Bowling Date, Old Avg, Old HDCP, -1-, -2-, -3-, Total, HDCP Total, Pins, Gms, ---Average Change--- (New - Old ---> +/-), High Game, High Sers, HDCP Game, HDCP Sers. Rows 17-31.

Summary table for score ranges: <100, 100's, 125's, 150's, 175's, 200's, 225's, 250's, 275's, 300's, <400, 400's, 450's, 500's, 550's, 600's, 650's, 700's, 750's, 800's.

Avg of Game 1: 172.41, Avg of Game 2: 183.05, Avg of Game 3: 176.64

High game of 245 on week 23, High series of 617 on week 17, High average of 177.36 after bowling week 31, Low game of 117 on week 1, Low series of 406 on week 11, Low average of 138.33 after bowling week 1

High Scores by Game: Game #1: 210 on week 8, Game #2: 243 on week 25, Game #3: 245 on week 23



Note: This report includes information through April 15 which is Week 31 of 33

Aaron Abueg's Bowling Record - Team 27: Team 27

Week No.	Bowling Date	Old Avg	Old HDCP	-1-	-2-	-3-	Total	HDCP Total	Pins	Gms	---Average Change---			High Game	High Sers	HDCP Game	HDCP Sers		
											New - Old	--->	+/-						
1	09/03/25	0	0				0	0	0	0	-	0.00	=	0.00	0	0			
2	09/10/25	0	0				0	0	0	0	-	0.00	=	0.00	0	0			
3	09/17/25	0	0				0	0	0	0	-	0.00	=	0.00	0	0			
4	09/24/25	117	82	111	118	122	351	597	351	3	117.00	-	0.00	=	117.00	122	351		
5	10/01/25	122	78	179	105	97	381	615	732	6	122.00	-	117.00	=	5.00	179	381		
6	10/08/25	122	0				0	0	732	6	122.00	-	122.00	=	0.00	179	381		
7	10/15/25	122	0				0	0	732	6	122.00	-	122.00	=	0.00	179	381		
8	10/22/25	122	0				0	0	732	6	122.00	-	122.00	=	0.00	179	381		
9	10/29/25	122	0				0	0	732	6	122.00	-	122.00	=	0.00	179	381		
10	11/05/25	126	75	114	126	168	408	633	1140	9	126.67	-	122.00	=	4.67	179	408		
11	11/12/25	126	0				0	0	1140	9	126.67	-	126.67	=	0.00	179	408		
12	11/19/25	126	0				0	0	1140	9	126.67	-	126.67	=	0.00	179	408		
13	11/26/25	126	0				0	0	1140	9	126.67	-	126.67	=	0.00	179	408		
14	12/03/25	126	0				0	0	1140	9	126.67	-	126.67	=	0.00	179	408		
15	12/10/25	126	0				0	0	1140	9	126.67	-	126.67	=	0.00	179	408		
16	12/17/25	126	0				0	0	1140	9	126.67	-	126.67	=	0.00	179	408		

End of 1st split

17	01/07/26	126	0				0	0	1140	9	126.67	-	126.67	=	0.00	179	408		
18	01/14/26	126	0				0	0	1140	9	126.67	-	126.67	=	0.00	179	408		
19	01/21/26	126	0				0	0	1140	9	126.67	-	126.67	=	0.00	179	408		
20	01/28/26	126	75	166	105	113	384	609	1524	12	127.00	-	126.67	=	0.33	179	408	241	609
21	02/04/26	127	0				0	0	1524	12	127.00	-	127.00	=	0.00	179	408	241	609
22	02/11/26	127	0				0	0	1524	12	127.00	-	127.00	=	0.00	179	408	241	609
23	02/18/26	127	0				0	0	1524	12	127.00	-	127.00	=	0.00	179	408	241	609
24	02/25/26	127	0				0	0	1524	12	127.00	-	127.00	=	0.00	179	408	241	609
25	03/04/26	127	0				0	0	1524	12	127.00	-	127.00	=	0.00	179	408	241	609
26	03/11/26	127	0				0	0	1524	12	127.00	-	127.00	=	0.00	179	408	241	609
27	03/18/26	127	0				0	0	1524	12	127.00	-	127.00	=	0.00	179	408	241	609
28	03/25/26	127	0				0	0	1524	12	127.00	-	127.00	=	0.00	179	408	241	609
29	04/01/26	127	0				0	0	1524	12	127.00	-	127.00	=	0.00	179	408	241	609
30	04/08/26	127	0				0	0	1524	12	127.00	-	127.00	=	0.00	179	408	241	609
31	04/15/26	127	74				0	0	1524	12	127.00	-	127.00	=	0.00	179	408	241	609

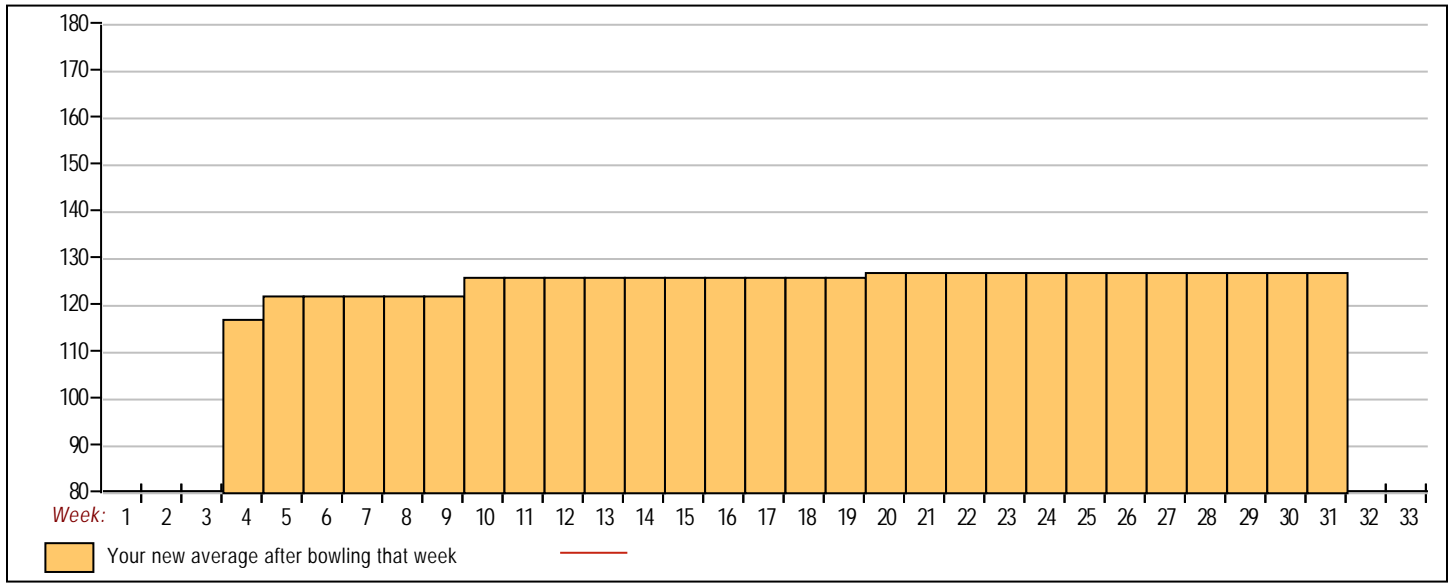


<u><100</u>	<u>100's</u>	<u>125's</u>	<u>150's</u>	<u>175's</u>	<u>200's</u>	<u>225's</u>	<u>250's</u>	<u>275's</u>	<u>300's</u>
1	7	1	2	1					
<u><400</u>	<u>400's</u>	<u>450's</u>	<u>500's</u>	<u>550's</u>	<u>600's</u>	<u>650's</u>	<u>700's</u>	<u>750's</u>	<u>800's</u>
3	1								

<u>Avg of Game 1</u>	<u>Avg of Game 2</u>	<u>Avg of Game 3</u>
142.50	113.50	125.00

High game of 179 on week 5 High series of 408 on week 10 High average of 127.00 after bowling week 20
 Low game of 97 on week 5 Low series of 351 on week 4 Low average of 117.00 after bowling week 4

High Scores by Game
 Game #1: 179 on week 5 Game #2: 126 on week 10 Game #3: 168 on week 10



Note: This report includes information through April 15 which is Week 31 of 33

Christian Rojo's Bowling Record - Team 27: Team 27

Week No.	Bowling Date	Old Avg	Old HDCP	-1-	-2-	-3-	Total	HDCP Total	Pins	Gms	---Average Change---			High Game	High Sers	HDCP Game	HDCP Sers
											New	Old	---> +/-				
1	09/03/25	119	80	91	139	128	358	598	358	3	119.33	-	0.00	=	119.33	139	358
2	09/10/25	119	0				0	0	358	3	119.33	-	119.33	=	0.00	139	358
3	09/17/25	119	0				0	0	358	3	119.33	-	119.33	=	0.00	139	358
4	09/24/25	119	0				0	0	358	3	119.33	-	119.33	=	0.00	139	358
5	10/01/25	119	0				0	0	358	3	119.33	-	119.33	=	0.00	139	358
6	10/08/25	119	0				0	0	358	3	119.33	-	119.33	=	0.00	139	358
7	10/15/25	119	0				0	0	358	3	119.33	-	119.33	=	0.00	139	358
8	10/22/25	119	0				0	0	358	3	119.33	-	119.33	=	0.00	139	358
9	10/29/25	129	72	118	188	110	416	632	774	6	129.00	-	119.33	=	9.67	188	416
10	11/05/25	129	0				0	0	774	6	129.00	-	129.00	=	0.00	188	416
11	11/12/25	129	0				0	0	774	6	129.00	-	129.00	=	0.00	188	416
12	11/19/25	129	0				0	0	774	6	129.00	-	129.00	=	0.00	188	416
13	11/26/25	132	70	160	121	133	414	624	1188	9	132.00	-	129.00	=	3.00	188	416
14	12/03/25	132	0				0	0	1188	9	132.00	-	132.00	=	0.00	188	416
15	12/10/25	132	0				0	0	1188	9	132.00	-	132.00	=	0.00	188	416
16	12/17/25	132	0				0	0	1188	9	132.00	-	132.00	=	0.00	188	416

End of 1st split

17	01/07/26	132	0				0	0	1188	9	132.00	-	132.00	=	0.00	188	416
18	01/14/26	132	0				0	0	1188	9	132.00	-	132.00	=	0.00	188	416
19	01/21/26	132	0				0	0	1188	9	132.00	-	132.00	=	0.00	188	416
20	01/28/26	132	0				0	0	1188	9	132.00	-	132.00	=	0.00	188	416
21	02/04/26	132	0				0	0	1188	9	132.00	-	132.00	=	0.00	188	416
22	02/11/26	132	0				0	0	1188	9	132.00	-	132.00	=	0.00	188	416
23	02/18/26	132	0				0	0	1188	9	132.00	-	132.00	=	0.00	188	416
24	02/25/26	132	0				0	0	1188	9	132.00	-	132.00	=	0.00	188	416
25	03/04/26	132	0				0	0	1188	9	132.00	-	132.00	=	0.00	188	416
26	03/11/26	132	0				0	0	1188	9	132.00	-	132.00	=	0.00	188	416
27	03/18/26	132	0				0	0	1188	9	132.00	-	132.00	=	0.00	188	416
28	03/25/26	132	0				0	0	1188	9	132.00	-	132.00	=	0.00	188	416
29	04/01/26	132	0				0	0	1188	9	132.00	-	132.00	=	0.00	188	416
30	04/08/26	132	0				0	0	1188	9	132.00	-	132.00	=	0.00	188	416
31	04/15/26	132	70				0	0	1188	9	132.00	-	132.00	=	0.00	188	416

<u><100</u>	<u>100's</u>	<u>125's</u>	<u>150's</u>	<u>175's</u>	<u>200's</u>	<u>225's</u>	<u>250's</u>	<u>275's</u>	<u>300's</u>
1	3	3	1	1					
<u><400</u>	<u>400's</u>	<u>450's</u>	<u>500's</u>	<u>550's</u>	<u>600's</u>	<u>650's</u>	<u>700's</u>	<u>750's</u>	<u>800's</u>
1	2								

<u>Avg of Game 1</u>	<u>Avg of Game 2</u>	<u>Avg of Game 3</u>
123.00	149.33	123.67

High game of 188 on week 9 High series of 416 on week 9 High average of 132.00 after bowling week 13
 Low game of 91 on week 1 Low series of 358 on week 1 Low average of 119.33 after bowling week 1

High Scores by Game
 Game #1: 160 on week 13 Game #2: 188 on week 9 Game #3: 133 on week 13

