

Note: This report includes information through April 1 which is Week 29 of 33

Nicole Arima's Bowling Record - Team 27: Team 27

Week No.	Bowling Date	Old Avg	Old HDCP	-1-	-2-	-3-	Total	HDCP Total	Pins	Gms	---Average Change---			High Game	High Sers	HDCP Game	HDCP Sers		
											New - Old ---> +/-								
1	09/03/25	112	86	78	125	133	336	594	336	3	112.00	-	0.00	=	112.00	133	336		
----- Week 2 was bowled after week 5 -----																			
2	09/10/25	108	89	78	94	100	272	539	608	6	112.00	-	0.00	=	112.00	133	336		
3	09/17/25	108	89	111	110	95	316	583	924	9	108.67	-	112.00	=	-3.33	133	336		
4	09/24/25	104	92	76	129	87	292	568	1216	12	104.89	-	108.67	=	-3.78	133	336		
Scores were bowled after week 5 for weeks: 2																			
5	10/01/25	104	92	98	155	107	360	636	1576	15	105.07	-	104.89	=	0.18	155	360	247	636
6	10/08/25	105	92	75	102	80	257	533	1833	18	101.83	-	105.07	=	-3.23	155	360	247	636
7	10/15/25	101	95	97	108	116	321	606	2154	21	102.57	-	101.83	=	0.74	155	360	247	636
8	10/22/25	102	94	107	81	68	256	538	2410	24	100.42	-	102.57	=	-2.15	155	360	247	636
9	10/29/25	100	0				0	0	2410	24	100.42	-	100.42	=	0.00	155	360	247	636
10	11/05/25	100	96	80	86	94	260	548	2670	27	98.89	-	100.42	=	-1.53	155	360	247	636
11	11/12/25	98	97	95	132	123	350	641	3020	30	100.67	-	98.89	=	1.78	155	360	247	641
12	11/19/25	100	96	97	97	88	282	570	3302	33	100.06	-	100.67	=	-0.61	155	360	247	641
13	11/26/25	100	96	109	88	83	280	568	3582	36	99.50	-	100.06	=	-0.56	155	360	247	641
14	12/03/25	99	96	81	152	127	360	648	3942	39	101.08	-	99.50	=	1.58	155	360	248	648
15	12/10/25	101	95	92	87	143	322	607	4264	42	101.52	-	101.08	=	0.45	155	360	248	648
16	12/17/25	101	95	a101	a101	a101	303	588	4264	42	101.52	-	101.52	=	0.00	155	360	248	648

End of 1st split

17	01/07/26	101	95	93	100	119	312	597	4576	45	101.69	-	101.52	=	0.17	155	360	248	648
18	01/14/26	101	95	99	94	125	318	603	4894	48	101.96	-	101.69	=	0.27	155	360	248	648
19	01/21/26	101	95	118	102	127	347	632	5241	51	102.76	-	101.96	=	0.81	155	360	248	648
20	01/28/26	102	0				0	0	5241	51	102.76	-	102.76	=	0.00	155	360	248	648
21	02/04/26	102	94	150	107	133	390	672	5631	54	104.28	-	102.76	=	1.51	155	390	248	672
22	02/11/26	104	92	102	96	110	308	584	5939	57	104.19	-	104.28	=	-0.08	155	390	248	672
23	02/18/26	104	92	103	106	123	332	608	6271	60	104.52	-	104.19	=	0.32	155	390	248	672
24	02/25/26	104	92	123	165	87	375	651	6646	63	105.49	-	104.52	=	0.98	165	390	257	672
25	03/04/26	105	92	113	117	115	345	621	6991	66	105.92	-	105.49	=	0.43	165	390	257	672
26	03/11/26	105	92	99	94	94	287	563	7278	69	105.48	-	105.92	=	-0.45	165	390	257	672
27	03/18/26	105	92	107	142	144	393	669	7671	72	106.54	-	105.48	=	1.06	165	393	257	672
28	03/25/26	106	91	107	80	124	311	584	7982	75	106.43	-	106.54	=	-0.12	165	393	257	672
29	04/01/26	106	91	98	123	84	305	578	8287	78	106.24	-	106.43	=	-0.18	165	393	257	672

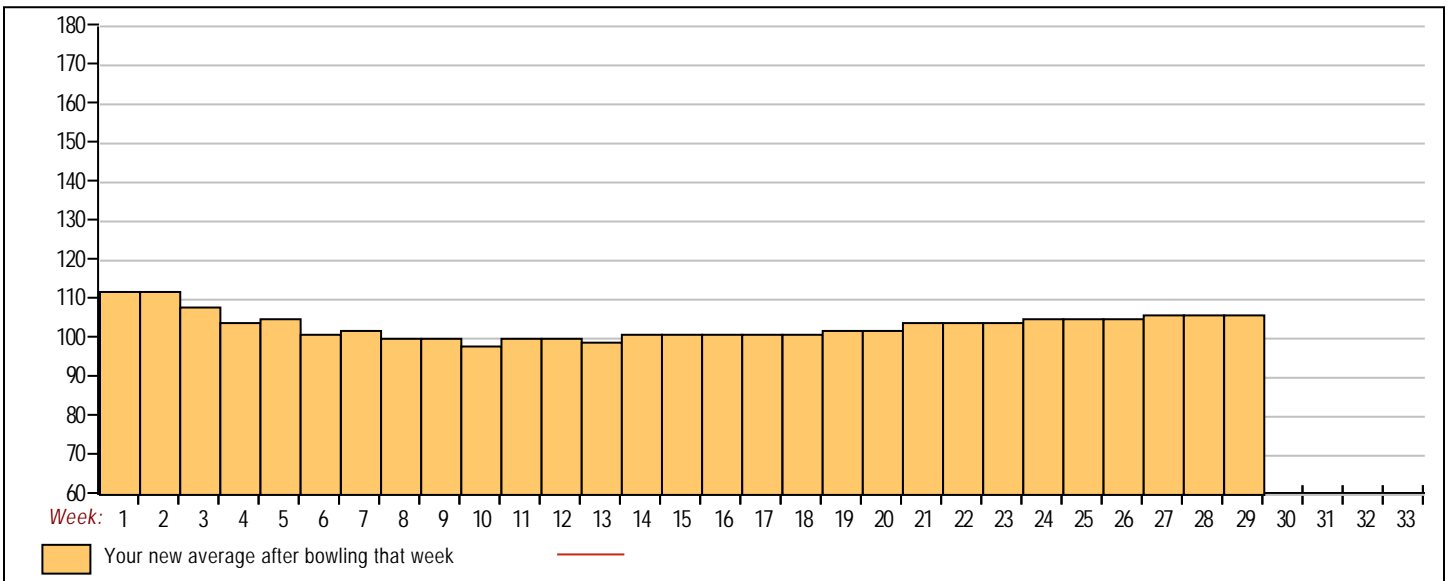


<u><100</u>	<u>100's</u>	<u>125's</u>	<u>150's</u>	<u>175's</u>	<u>200's</u>	<u>225's</u>	<u>250's</u>	<u>275's</u>	<u>300's</u>
35	28	11	4						
<u><400</u>	<u>400's</u>	<u>450's</u>	<u>500's</u>	<u>550's</u>	<u>600's</u>	<u>650's</u>	<u>700's</u>	<u>750's</u>	<u>800's</u>
26									

<u>Avg of Game 1</u>	<u>Avg of Game 2</u>	<u>Avg of Game 3</u>
99.46	110.46	108.81

High game of 165 on week 24 High series of 393 on week 27 High average of 112.00 after bowling week 1
 Low game of 68 on week 8 Low series of 256 on week 8 Low average of 98.89 after bowling week 10

High Scores by Game
 Game #1: 150 on week 21 Game #2: 165 on week 24 Game #3: 144 on week 27



Note: This report includes information through April 1 which is Week 29 of 33

Christopher Rojo's Bowling Record - Team 27: Team 27

Table with columns: Week No., Bowling Date, Old Avg, Old HDCP, -1-, -2-, -3-, Total, HDCP Total, Pins, Gms, ---Average Change--- (New - Old ---> +/-), High Game, High Sers, HDCP Game, HDCP Sers. Rows 1-16.

End of 1st split

Table with columns: Week No., Bowling Date, Old Avg, Old HDCP, -1-, -2-, -3-, Total, HDCP Total, Pins, Gms, ---Average Change--- (New - Old ---> +/-), High Game, High Sers, HDCP Game, HDCP Sers. Rows 17-29.



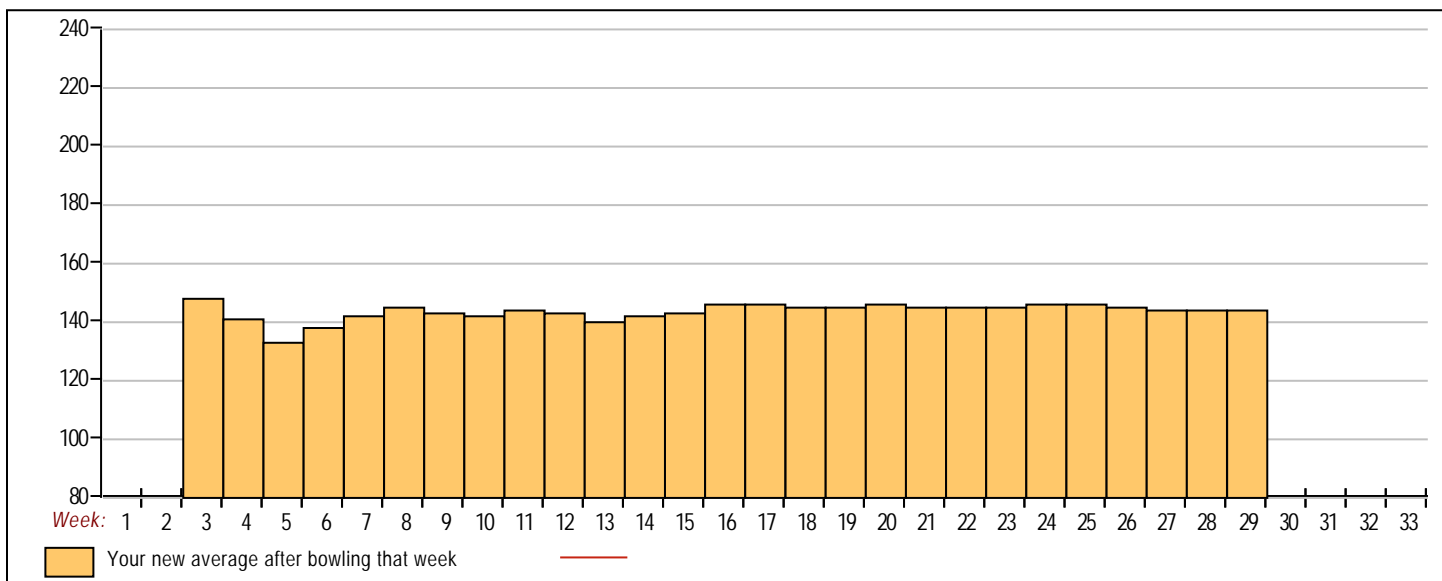
Summary table with columns: <100, 100's, 125's, 150's, 175's, 200's, 225's, 250's, 275's, 300's, <400, 400's, 450's, 500's, 550's, 600's, 650's, 700's, 750's, 800's.

Table with columns: Avg of Game 1, Avg of Game 2, Avg of Game 3. Values: 142.46, 145.75, 146.04.

High game of 236 on week 16 High series of 579 on week 16 High average of 148.00 after bowling week 3
Low game of 91 on week 21 Low series of 348 on week 13 Low average of 133.75 after bowling week 5

High Scores by Game

Game #1: 200 on week 16 Game #2: 236 on week 16 Game #3: 190 on week 6



Note: This report includes information through April 1 which is Week 29 of 33

Eric Dominguez's Bowling Record - Team 27: Team 27

Week No.	Bowling Date	Old Avg	Old HDCP	-1- -2- -3-			Total	HDCP Total	Pins	Gms	---Average Change---			High Game	High Sers	HDCP Game	HDCP Sers		
											New - Old	--->	+/-						
1	09/03/25	bk163	45	170	117	128	415	550	415	3	138.33	-	0.00	=	138.33	170	415	215	550
----- Week 2 was bowled after week 5 -----																			
2	09/10/25	bk163	45	167	178	146	491	626	906	6	138.33	-	0.00	=	138.33	178	491	223	626
3	09/17/25	bk163	45	178	194	199	571	706	986	6	164.33	-	138.33	=	26.00	199	571	244	706
4	09/24/25	bk163	0				0	0	1477	9	164.33	-	164.33	=	0.00	199	571	244	706
Scores were bowled after week 5 for weeks: 2																			
5	10/01/25	bk163	0				0	0	1477	9	164.11	-	164.33	=	-0.22	199	571	244	706
6	10/08/25	164	44	168	170	160	498	630	1975	12	164.58	-	164.11	=	0.47	199	571	244	706
7	10/15/25	164	44	200	178	226	604	736	2579	15	171.93	-	164.58	=	7.35	226	604	270	736
8	10/22/25	171	39	210	158	171	539	656	3118	18	173.22	-	171.93	=	1.29	226	604	270	736
9	10/29/25	173	37	164	154	170	488	599	3606	21	171.71	-	173.22	=	-1.51	226	604	270	736
10	11/05/25	171	0				0	0	3606	21	171.71	-	171.71	=	0.00	226	604	270	736
11	11/12/25	171	39	123	135	148	406	523	4012	24	167.17	-	171.71	=	-4.55	226	604	270	736
12	11/19/25	167	42	154	171	168	493	619	4505	27	166.85	-	167.17	=	-0.31	226	604	270	736
13	11/26/25	166	0				0	0	4505	27	166.85	-	166.85	=	0.00	226	604	270	736
14	12/03/25	166	43	a166	a166	a166	498	627	4505	27	166.85	-	166.85	=	0.00	226	604	270	736
15	12/10/25	166	43	a166	a166	a166	498	627	4505	27	166.85	-	166.85	=	0.00	226	604	270	736
16	12/17/25	166	43	153	153	149	455	584	4960	30	165.33	-	166.85	=	-1.52	226	604	270	736

End of 1st split

17	01/07/26	165	44	183	229	205	617	749	5577	33	169.00	-	165.33	=	3.67	229	617	273	749
18	01/14/26	169	40	193	224	176	593	713	6170	36	171.39	-	169.00	=	2.39	229	617	273	749
19	01/21/26	171	39	a171	a171	a171	513	630	6170	36	171.39	-	171.39	=	0.00	229	617	273	749
20	01/28/26	171	39	180	181	151	512	629	6682	39	171.33	-	171.39	=	-0.06	229	617	273	749
21	02/04/26	171	39	a171	a171	a171	513	630	6682	39	171.33	-	171.33	=	0.00	229	617	273	749
22	02/11/26	171	39	189	173	152	514	631	7196	42	171.33	-	171.33	=	0.00	229	617	273	749
23	02/18/26	171	39	194	167	245	606	723	7802	45	173.38	-	171.33	=	2.04	245	617	284	749
24	02/25/26	173	37	189	241	156	586	697	8388	48	174.75	-	173.38	=	1.37	245	617	284	749
25	03/04/26	174	36	160	243	178	581	689	8969	51	175.86	-	174.75	=	1.11	245	617	284	749
26	03/11/26	175	36	183	213	172	568	676	9537	54	176.61	-	175.86	=	0.75	245	617	284	749
27	03/18/26	176	35	135	180	145	460	565	9997	57	175.39	-	176.61	=	-1.23	245	617	284	749
28	03/25/26	175	36	161	203	165	529	637	10526	60	175.43	-	175.39	=	0.05	245	617	284	749
29	04/01/26	175	36	a175	a175	a175	525	633	10526	60	175.43	-	175.43	=	0.00	245	617	284	749

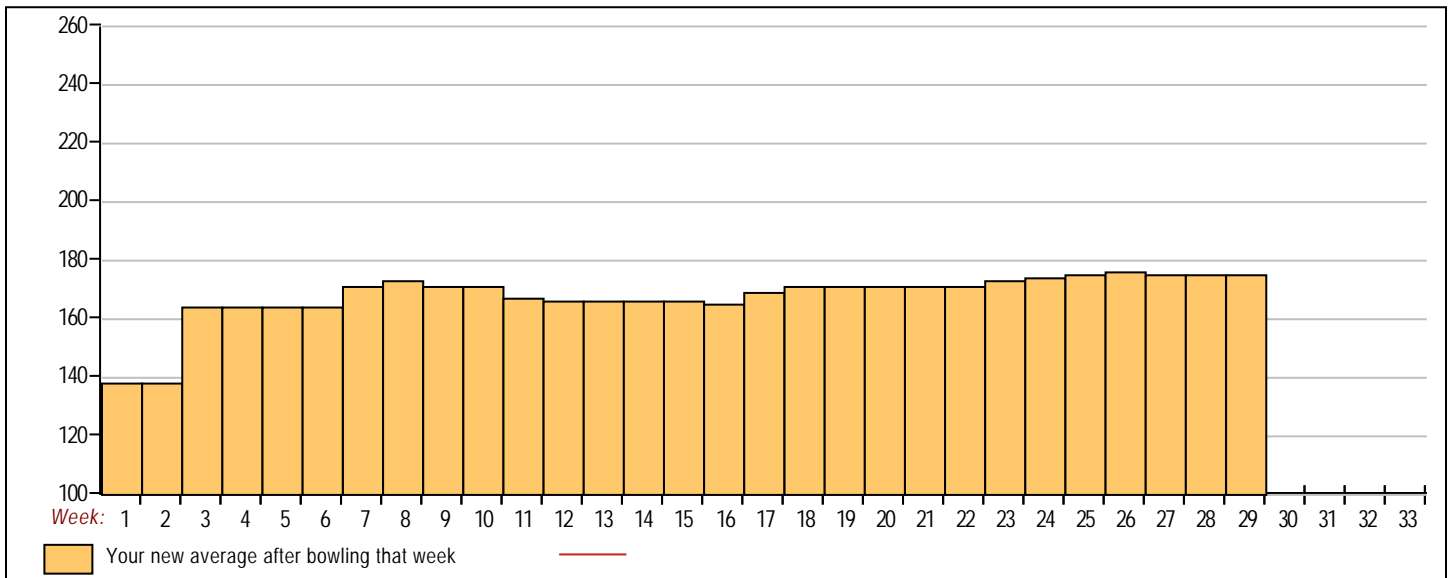
<100	100's	125's	150's	175's	200's	225's	250's	275's	300's
	2	7	24	16	6	5			
<400	400's	450's	500's	550's	600's	650's	700's	750's	800's
	2	6	4	5	3				

Avg of Game 1	Avg of Game 2	Avg of Game 3
172.70	183.10	170.50

High game of 245 on week 23 High series of 617 on week 17 High average of 176.61 after bowling week 26
 Low game of 117 on week 1 Low series of 406 on week 11 Low average of 138.33 after bowling week 1

High Scores by Game

Game #1: 210 on week 8 Game #2: 243 on week 25 Game #3: 245 on week 23



Note: This report includes information through April 1 which is Week 29 of 33

Aaron Abueg's Bowling Record - Team 27: Team 27

Week No.	Bowling Date	Old Avg	Old HDCP	-1-	-2-	-3-	Total	HDCP Total	Pins	Gms	---Average Change---			High Game	High Sers	HDCP Game	HDCP Sers		
											New	Old	---> +/-						
1	09/03/25	0	0				0	0	0	0	-	0.00	=	0.00	0	0			
2	09/10/25	0	0				0	0	0	0	-	0.00	=	0.00	0	0			
3	09/17/25	0	0				0	0	0	0	-	0.00	=	0.00	0	0			
4	09/24/25	117	82	111	118	122	351	597	351	3	117.00	-	0.00	=	117.00	122	351		
5	10/01/25	122	78	179	105	97	381	615	732	6	122.00	-	117.00	=	5.00	179	381		
6	10/08/25	122	0				0	0	732	6	122.00	-	122.00	=	0.00	179	381		
7	10/15/25	122	0				0	0	732	6	122.00	-	122.00	=	0.00	179	381		
8	10/22/25	122	0				0	0	732	6	122.00	-	122.00	=	0.00	179	381		
9	10/29/25	122	0				0	0	732	6	122.00	-	122.00	=	0.00	179	381		
10	11/05/25	126	75	114	126	168	408	633	1140	9	126.67	-	122.00	=	4.67	179	408		
11	11/12/25	126	0				0	0	1140	9	126.67	-	126.67	=	0.00	179	408		
12	11/19/25	126	0				0	0	1140	9	126.67	-	126.67	=	0.00	179	408		
13	11/26/25	126	0				0	0	1140	9	126.67	-	126.67	=	0.00	179	408		
14	12/03/25	126	0				0	0	1140	9	126.67	-	126.67	=	0.00	179	408		
15	12/10/25	126	0				0	0	1140	9	126.67	-	126.67	=	0.00	179	408		
16	12/17/25	126	0				0	0	1140	9	126.67	-	126.67	=	0.00	179	408		

End of 1st split

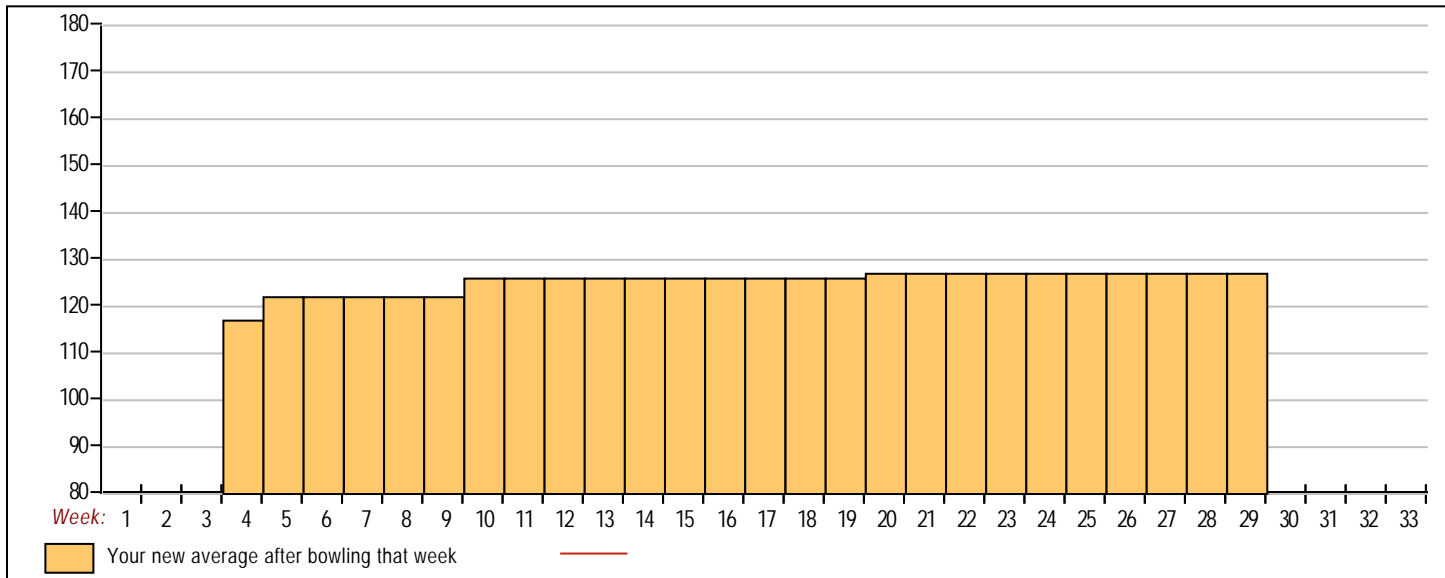
17	01/07/26	126	0				0	0	1140	9	126.67	-	126.67	=	0.00	179	408		
18	01/14/26	126	0				0	0	1140	9	126.67	-	126.67	=	0.00	179	408		
19	01/21/26	126	0				0	0	1140	9	126.67	-	126.67	=	0.00	179	408		
20	01/28/26	126	75	166	105	113	384	609	1524	12	127.00	-	126.67	=	0.33	179	408	241	609
21	02/04/26	127	0				0	0	1524	12	127.00	-	127.00	=	0.00	179	408	241	609
22	02/11/26	127	0				0	0	1524	12	127.00	-	127.00	=	0.00	179	408	241	609
23	02/18/26	127	0				0	0	1524	12	127.00	-	127.00	=	0.00	179	408	241	609
24	02/25/26	127	0				0	0	1524	12	127.00	-	127.00	=	0.00	179	408	241	609
25	03/04/26	127	0				0	0	1524	12	127.00	-	127.00	=	0.00	179	408	241	609
26	03/11/26	127	0				0	0	1524	12	127.00	-	127.00	=	0.00	179	408	241	609
27	03/18/26	127	0				0	0	1524	12	127.00	-	127.00	=	0.00	179	408	241	609
28	03/25/26	127	0				0	0	1524	12	127.00	-	127.00	=	0.00	179	408	241	609
29	04/01/26	127	74				0	0	1524	12	127.00	-	127.00	=	0.00	179	408	241	609

<u><100</u>	<u>100's</u>	<u>125's</u>	<u>150's</u>	<u>175's</u>	<u>200's</u>	<u>225's</u>	<u>250's</u>	<u>275's</u>	<u>300's</u>
1	7	1	2	1					
<u><400</u>	<u>400's</u>	<u>450's</u>	<u>500's</u>	<u>550's</u>	<u>600's</u>	<u>650's</u>	<u>700's</u>	<u>750's</u>	<u>800's</u>
3	1								

Avg of Game 1	Avg of Game 2	Avg of Game 3
142.50	113.50	125.00

High game of 179 on week 5 High series of 408 on week 10 High average of 127.00 after bowling week 20
 Low game of 97 on week 5 Low series of 351 on week 4 Low average of 117.00 after bowling week 4

High Scores by Game
 Game #1: 179 on week 5 Game #2: 126 on week 10 Game #3: 168 on week 10



Note: This report includes information through April 1 which is Week 29 of 33

Christian Rojo's Bowling Record - Team 27: Team 27

Week No.	Bowling Date	Old Avg	Old HDCP	-1-	-2-	-3-	Total	HDCP Total	Pins	Gms	---Average Change---			High Game	High Sers	HDCP Game	HDCP Sers
											New - Old	--->	+/-				
1	09/03/25	119	80	91	139	128	358	598	358	3	119.33	-	0.00	=	119.33	139	358
2	09/10/25	119	0				0	0	358	3	119.33	-	119.33	=	0.00	139	358
3	09/17/25	119	0				0	0	358	3	119.33	-	119.33	=	0.00	139	358
4	09/24/25	119	0				0	0	358	3	119.33	-	119.33	=	0.00	139	358
5	10/01/25	119	0				0	0	358	3	119.33	-	119.33	=	0.00	139	358
6	10/08/25	119	0				0	0	358	3	119.33	-	119.33	=	0.00	139	358
7	10/15/25	119	0				0	0	358	3	119.33	-	119.33	=	0.00	139	358
8	10/22/25	119	0				0	0	358	3	119.33	-	119.33	=	0.00	139	358
9	10/29/25	129	72	118	188	110	416	632	774	6	129.00	-	119.33	=	9.67	188	416
10	11/05/25	129	0				0	0	774	6	129.00	-	129.00	=	0.00	188	416
11	11/12/25	129	0				0	0	774	6	129.00	-	129.00	=	0.00	188	416
12	11/19/25	129	0				0	0	774	6	129.00	-	129.00	=	0.00	188	416
13	11/26/25	132	70	160	121	133	414	624	1188	9	132.00	-	129.00	=	3.00	188	416
14	12/03/25	132	0				0	0	1188	9	132.00	-	132.00	=	0.00	188	416
15	12/10/25	132	0				0	0	1188	9	132.00	-	132.00	=	0.00	188	416
16	12/17/25	132	0				0	0	1188	9	132.00	-	132.00	=	0.00	188	416

End of 1st split

17	01/07/26	132	0				0	0	1188	9	132.00	-	132.00	=	0.00	188	416
18	01/14/26	132	0				0	0	1188	9	132.00	-	132.00	=	0.00	188	416
19	01/21/26	132	0				0	0	1188	9	132.00	-	132.00	=	0.00	188	416
20	01/28/26	132	0				0	0	1188	9	132.00	-	132.00	=	0.00	188	416
21	02/04/26	132	0				0	0	1188	9	132.00	-	132.00	=	0.00	188	416
22	02/11/26	132	0				0	0	1188	9	132.00	-	132.00	=	0.00	188	416
23	02/18/26	132	0				0	0	1188	9	132.00	-	132.00	=	0.00	188	416
24	02/25/26	132	0				0	0	1188	9	132.00	-	132.00	=	0.00	188	416
25	03/04/26	132	0				0	0	1188	9	132.00	-	132.00	=	0.00	188	416
26	03/11/26	132	0				0	0	1188	9	132.00	-	132.00	=	0.00	188	416
27	03/18/26	132	0				0	0	1188	9	132.00	-	132.00	=	0.00	188	416
28	03/25/26	132	0				0	0	1188	9	132.00	-	132.00	=	0.00	188	416
29	04/01/26	132	70				0	0	1188	9	132.00	-	132.00	=	0.00	188	416



<u><100</u>	<u>100's</u>	<u>125's</u>	<u>150's</u>	<u>175's</u>	<u>200's</u>	<u>225's</u>	<u>250's</u>	<u>275's</u>	<u>300's</u>
1	3	3	1	1					
<u><400</u>	<u>400's</u>	<u>450's</u>	<u>500's</u>	<u>550's</u>	<u>600's</u>	<u>650's</u>	<u>700's</u>	<u>750's</u>	<u>800's</u>
1	2								

<u>Avg of Game 1</u>	<u>Avg of Game 2</u>	<u>Avg of Game 3</u>
123.00	149.33	123.67

High game of 188 on week 9 High series of 416 on week 9 High average of 132.00 after bowling week 13
 Low game of 91 on week 1 Low series of 358 on week 1 Low average of 119.33 after bowling week 1

High Scores by Game
 Game #1: 160 on week 13 Game #2: 188 on week 9 Game #3: 133 on week 13

