

Note: This report includes information through April 29 which is Week 33 of 33

Sergio Jordan Mungcal's Bowling Record - Team 25: Buzz Ballers

Week No.	Bowling Date	Old Avg	Old HDCP	HDCP			Total	HDCP Total	Pins	Gms	---Average Change---			High Game	High Sers	HDCP Game	HDCP Sers		
				-1-	-2-	-3-					New	Old	---> +/-						
1	09/03/25	bk200	16	242	191	205	638	686	638	3	212.67	-	0.00	=	212.67	242	638	258	686
2	09/10/25	bk200	16	220	148	187	555	603	1193	6	198.83	-	212.67	=	-13.83	242	638	258	686
3	09/17/25	bk200	16	158	199	215	572	620	1765	9	196.11	-	198.83	=	-2.72	242	638	258	686
4	09/24/25	196	19	196	211	192	599	656	2364	12	197.00	-	196.11	=	0.89	242	638	258	686
5	10/01/25	197	18	210	177	169	556	610	2920	15	194.67	-	197.00	=	-2.33	242	638	258	686
6	10/08/25	194	20	a194	a194	a194	582	642	2920	15	194.67	-	194.67	=	0.00	242	638	258	686
7	10/15/25	194	20	185	216	254	655	715	3575	18	198.61	-	194.67	=	3.94	254	655	274	715
8	10/22/25	198	17	196	224	218	638	689	4213	21	200.62	-	198.61	=	2.01	254	655	274	715
9	10/29/25	200	16	a200	a200	a200	600	648	4213	21	200.62	-	200.62	=	0.00	254	655	274	715
10	11/05/25	200	16	212	202	190	604	652	4817	24	200.71	-	200.62	=	0.09	254	655	274	715
11	11/12/25	200	16	229	157	183	569	617	5386	27	199.48	-	200.71	=	-1.23	254	655	274	715
12	11/19/25	199	16	192	191	201	584	632	5970	30	199.00	-	199.48	=	-0.48	254	655	274	715
13	11/26/25	199	16	a199	a199	a199	597	645	5970	30	199.00	-	199.00	=	0.00	254	655	274	715
14	12/03/25	199	16	210	208	191	609	657	6579	33	199.36	-	199.00	=	0.36	254	655	274	715
15	12/10/25	199	16	188	211	223	622	670	7201	36	200.03	-	199.36	=	0.66	254	655	274	715
16	12/17/25	200	16	240	241	207	688	736	7889	39	202.28	-	200.03	=	2.25	254	688	274	736

End of 1st split

17	01/07/26	202	14	183	158	214	555	597	8444	42	201.05	-	202.28	=	-1.23	254	688	274	736
18	01/14/26	201	15	179	168	158	505	550	8949	45	198.87	-	201.05	=	-2.18	254	688	274	736
19	01/21/26	198	17	208	153	201	562	613	9511	48	198.15	-	198.87	=	-0.72	254	688	274	736
20	01/28/26	198	17	197	203	a198	598	649	9911	50	198.22	-	198.15	=	0.07	254	688	274	736
21	02/04/26	198	17	222	177	194	593	644	10504	53	198.19	-	198.22	=	-0.03	254	688	274	736
22	02/11/26	198	17	235	131	278	644	695	11148	56	199.07	-	198.19	=	0.88	278	688	295	736
23	02/18/26	199	16	194	188	265	647	695	11795	59	199.92	-	199.07	=	0.84	278	688	295	736
24	02/25/26	199	16	214	279	230	723	771	12518	62	201.90	-	199.92	=	1.99	279	723	295	771
25	03/04/26	201	15	257	230	266	753	798	13271	65	204.17	-	201.90	=	2.27	279	753	295	798
26	03/11/26	204	12	i169	a204	a204	577	613	13271	65	204.17	-	204.17	=	0.00	279	753	295	798
27	03/18/26	204	12	170	178	211	559	595	13830	68	203.38	-	204.17	=	-0.79	279	753	295	798
28	03/25/26	203	13	241	253	178	672	711	14502	71	204.25	-	203.38	=	0.87	279	753	295	798
29	04/01/26	204	12	167	184	258	609	645	15111	74	204.20	-	204.25	=	-0.05	279	753	295	798
30	04/08/26	204	12	189	195	215	599	635	15710	77	204.03	-	204.20	=	-0.18	279	753	295	798
31	04/15/26	204	12	181	207	159	547	583	16257	80	203.21	-	204.03	=	-0.81	279	753	295	798
32	04/22/26	203	13	189	155	199	543	582	16800	83	202.41	-	203.21	=	-0.80	279	753	295	798
33	04/29/26	202	14	202	245	170	617	659	16800	83	202.41	-	202.41	=	0.00	279	753	295	798

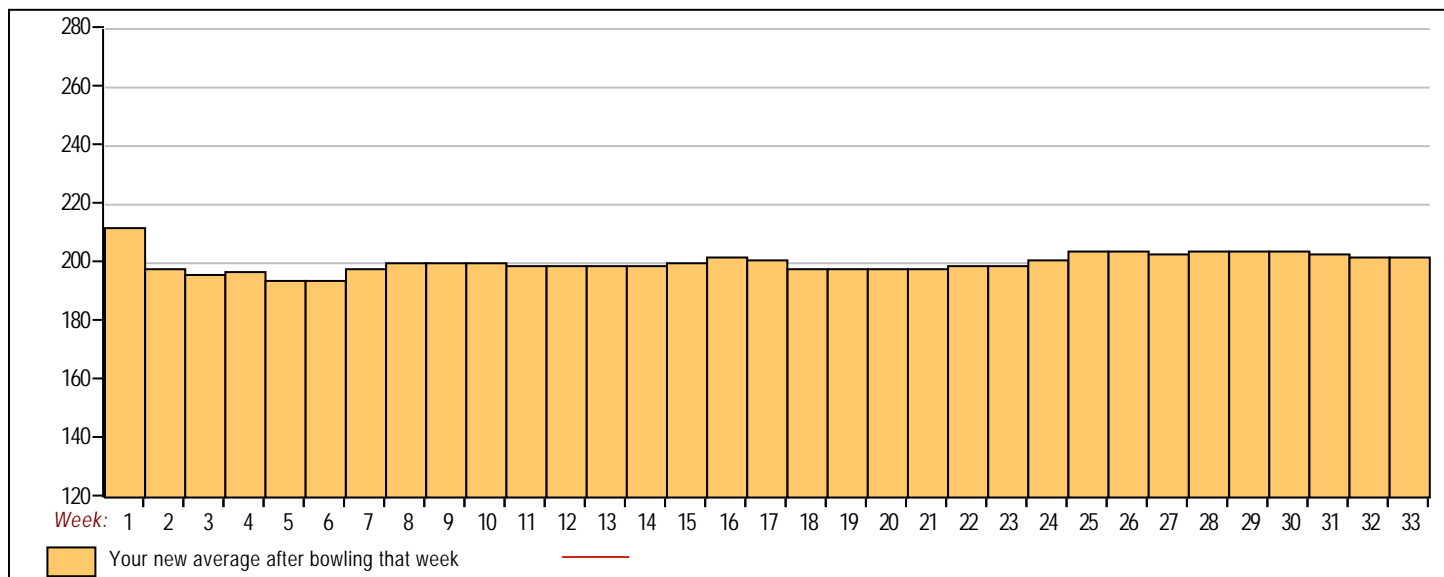
End of 2nd split

<u><100</u>	<u>100's</u>	<u>125's</u>	<u>150's</u>	<u>175's</u>	<u>200's</u>	<u>225's</u>	<u>250's</u>	<u>275's</u>	<u>300's</u>
		2	12	29	26	9	6	2	
<u><400</u>	<u>400's</u>	<u>450's</u>	<u>500's</u>	<u>550's</u>	<u>600's</u>	<u>650's</u>	<u>700's</u>	<u>750's</u>	<u>800's</u>
			3	11	9	3	1	1	

Avg of Game 1 Avg of Game 2 Avg of Game 3
203.66 195.86 208.25

High game of 279 on week 24 High series of 753 on week 25 High average of 212.67 after bowling week 1
Low game of 131 on week 22 Low series of 505 on week 18 Low average of 194.67 after bowling week 5

High Scores by Game
Game #1: 257 on week 25 Game #2: 279 on week 24 Game #3: 278 on week 22



Note: This report includes information through April 29 which is Week 33 of 33

Christopher Lim's Bowling Record - Team 25: Buzz Ballers

Week No.	Bowling Date	Old Avg	Old HDCP	Score			Total	HDCP Total	Pins	Gms	---Average Change---			High Game	High Sers	HDCP Game	HDCP Sers		
				-1-	-2-	-3-					New	Old	---> +/-						
1	09/03/25	bk192	22	227	220	212	659	725	659	3	219.67	-	0.00	=	219.67	227	659	249	725
2	09/10/25	bk192	22	157	206	205	568	634	1227	6	204.50	-	219.67	=	-15.17	227	659	249	725
3	09/17/25	bk192	22	195	204	164	563	629	1790	9	198.89	-	204.50	=	-5.61	227	659	249	725
4	09/24/25	198	17	202	191	268	661	712	2451	12	204.25	-	198.89	=	5.36	268	661	285	725
5	10/01/25	204	12	205	191	225	621	657	3072	15	204.80	-	204.25	=	0.55	268	661	285	725
6	10/08/25	204	12	201	297	180	678	714	3750	18	208.33	-	204.80	=	3.53	297	678	309	725
7	10/15/25	208	9	191	167	180	538	565	4288	21	204.19	-	208.33	=	-4.14	297	678	309	725
8	10/22/25	204	12	199	225	190	614	650	4902	24	204.25	-	204.19	=	0.06	297	678	309	725
9	10/29/25	204	12	202	198	203	603	639	5505	27	203.89	-	204.25	=	-0.36	297	678	309	725
10	11/05/25	203	13	169	222	215	606	645	6111	30	203.70	-	203.89	=	-0.19	297	678	309	725
11	11/12/25	203	13	211	203	194	608	647	6719	33	203.61	-	203.70	=	-0.09	297	678	309	725
12	11/19/25	203	13	207	244	226	677	716	7396	36	205.44	-	203.61	=	1.84	297	678	309	725
13	11/26/25	205	12	191	213	238	642	678	8038	39	206.10	-	205.44	=	0.66	297	678	309	725
14	12/03/25	206	11	172	187	201	560	593	8598	42	204.71	-	206.10	=	-1.39	297	678	309	725
15	12/10/25	204	12	265	176	163	604	640	9202	45	204.49	-	204.71	=	-0.23	297	678	309	725
16	12/17/25	204	12	197	246	179	622	658	9824	48	204.67	-	204.49	=	0.18	297	678	309	725

End of 1st split

17	01/07/26	204	12	160	203	204	567	603	10391	51	203.75	-	204.67	=	-0.92	297	678	309	725
18	01/14/26	203	13	181	191	177	549	588	10940	54	202.59	-	203.75	=	-1.15	297	678	309	725
19	01/21/26	202	14	238	235	170	643	685	11583	57	203.21	-	202.59	=	0.62	297	678	309	725
20	01/28/26	203	13	183	189	219	591	630	12174	60	202.90	-	203.21	=	-0.31	297	678	309	725
21	02/04/26	202	14	221	245	223	689	731	12863	63	204.17	-	202.90	=	1.27	297	689	309	731
22	02/11/26	204	12	180	162	203	545	581	13408	66	203.15	-	204.17	=	-1.02	297	689	309	731
23	02/18/26	203	13	155	172	188	515	554	13923	69	201.78	-	203.15	=	-1.37	297	689	309	731
24	02/25/26	201	0				0	0	13923	69	201.78	-	201.78	=	0.00	297	689	309	731
25	03/04/26	201	15	174	171	180	525	570	14448	72	200.67	-	201.78	=	-1.12	297	689	309	731
26	03/11/26	200	16	176	177	185	538	586	14986	75	199.81	-	200.67	=	-0.85	297	689	309	731
27	03/18/26	199	16	204	189	177	570	618	15556	78	199.44	-	199.81	=	-0.38	297	689	309	731
28	03/25/26	199	16	200	166	183	549	597	16105	81	198.83	-	199.44	=	-0.61	297	689	309	731
29	04/01/26	198	17	217	223	223	663	714	16768	84	199.62	-	198.83	=	0.79	297	689	309	731
30	04/08/26	199	16	214	163	215	592	640	17360	87	199.54	-	199.62	=	-0.08	297	689	309	731
31	04/15/26	199	16	235	190	173	598	646	17958	90	199.53	-	199.54	=	-0.01	297	689	309	731
32	04/22/26	199	16	257	143	180	580	628	18538	93	199.33	-	199.53	=	-0.20	297	689	309	731
33	04/29/26	199	16	186	197	202	585	633	18538	93	199.33	-	199.33	=	0.00	297	689	309	731

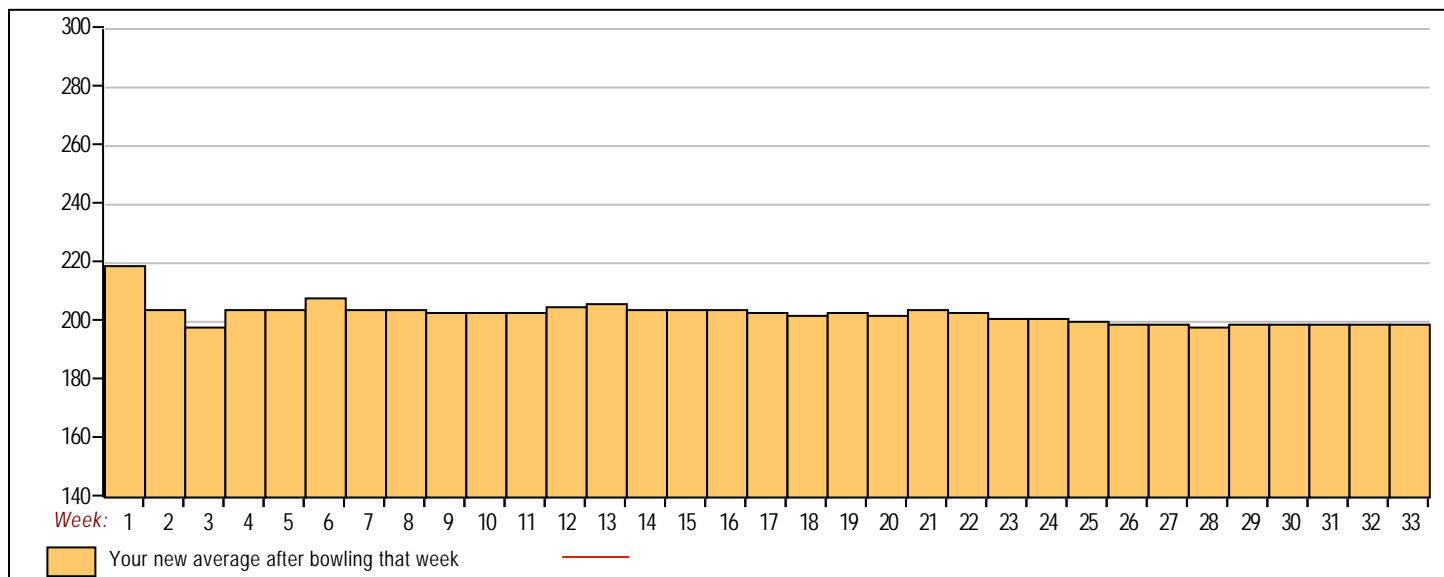
End of 2nd split

<100	100's	125's	150's	175's	200's	225's	250's	275's	300's
		1	16	33	31	11	3	1	
<400	400's	450's	500's	550's	600's	650's	700's	750's	800's
			7	10	9	6			

Avg of Game 1	Avg of Game 2	Avg of Game 3
199.13	200.19	198.28

High game of 297 on week 6 High series of 689 on week 21 High average of 219.67 after bowling week 1
 Low game of 143 on week 32 Low series of 515 on week 23 Low average of 198.83 after bowling week 28

High Scores by Game
 Game #1: 265 on week 15 Game #2: 297 on week 6 Game #3: 268 on week 4



Note: This report includes information through April 29 which is Week 33 of 33

Nicholas Lew's Bowling Record - Team 25: Buzz Ballers

Week No.	Bowling Date	Old Avg	Old HDCP	-1- -2- -3-			Total	HDCP Total	Pins	Gms	---Average Change---			High Game	High Sers	HDCP Game	HDCP Sers
											New - Old	---> +/-					
1	09/03/25	bk227	0	162	276	264	702	702	702	3	234.00	- 0.00	= 234.00	276	702	276	702
2	09/10/25	bk227	0	203	205	179	587	587	1289	6	214.83	- 234.00	= -19.17	276	702	276	702
3	09/17/25	bk227	0	201	224	202	627	627	1916	9	212.89	- 214.83	= -1.94	276	702	276	702
4	09/24/25	217	2	206	191	221	618	624	2534	12	211.17	- 212.89	= -1.72	276	702	276	702
5	10/01/25	217	2	222	192	235	649	655	3183	15	212.20	- 211.17	= 1.03	276	702	276	702
6	10/08/25	217	2	256	191	239	686	692	3869	18	214.94	- 212.20	= 2.74	276	702	276	702
7	10/15/25	217	2	211	211	214	636	642	4505	21	214.52	- 214.94	= -0.42	276	702	276	702
8	10/22/25	217	2	a217	a217	a217	651	657	4505	21	214.52	- 214.52	= 0.00	276	702	276	702
9	10/29/25	217	2	258	227	240	725	731	5230	24	217.92	- 214.52	= 3.39	276	725	276	731
10	11/05/25	217	2	233	234	222	689	695	5919	27	219.22	- 217.92	= 1.31	276	725	276	731
11	11/12/25	219	0	a219	a219	a219	657	657	5919	27	219.22	- 219.22	= 0.00	276	725	276	731
12	11/19/25	219	0	a219	a219	a219	657	657	5919	27	219.22	- 219.22	= 0.00	276	725	276	731
13	11/26/25	219	0	a219	a219	a219	657	657	5919	27	219.22	- 219.22	= 0.00	276	725	276	731
14	12/03/25	219	0	a219	a219	a219	657	657	5919	27	219.22	- 219.22	= 0.00	276	725	276	731
15	12/10/25	219	0	217	224	215	656	656	6575	30	219.17	- 219.22	= -0.06	276	725	276	731
16	12/17/25	219	0	a219	a219	a219	657	657	6575	30	219.17	- 219.17	= 0.00	276	725	276	731

End of 1st split

17	01/07/26	219	0	189	203	191	583	583	7158	33	216.91	- 219.17	= -2.26	276	725	276	731
18	01/14/26	217	2	280	192	224	696	702	7854	36	218.17	- 216.91	= 1.26	280	725	282	731
19	01/21/26	218	1	268	154	214	636	639	8490	39	217.69	- 218.17	= -0.47	280	725	282	731
20	01/28/26	217	2	189	264	244	697	703	9187	42	218.74	- 217.69	= 1.05	280	725	282	731
21	02/04/26	218	1	238	202	257	697	700	9884	45	219.64	- 218.74	= 0.91	280	725	282	731
22	02/11/26	219	0	269	279	226	774	774	10658	48	222.04	- 219.64	= 2.40	280	774	282	774
23	02/18/26	222	0	268	236	227	731	731	11389	51	223.31	- 222.04	= 1.27	280	774	282	774
24	02/25/26	223	0	230	184	215	629	629	12018	54	222.56	- 223.31	= -0.76	280	774	282	774
25	03/04/26	222	0	238	198	147	583	583	12601	57	221.07	- 222.56	= -1.49	280	774	282	774
26	03/11/26	221	0	203	206	188	597	597	13198	60	219.97	- 221.07	= -1.10	280	774	282	774
27	03/18/26	219	0	279	223	220	722	722	13920	63	220.95	- 219.97	= 0.99	280	774	282	774
28	03/25/26	220	0	201	219	237	657	657	14577	66	220.86	- 220.95	= -0.09	280	774	282	774
29	04/01/26	220	0	243	226	198	667	667	15244	69	220.93	- 220.86	= 0.06	280	774	282	774
30	04/08/26	220	0	207	215	212	634	634	15878	72	220.53	- 220.93	= -0.40	280	774	282	774
31	04/15/26	220	0	a220	a220	a220	660	660	15878	72	220.53	- 220.53	= 0.00	280	774	282	774
32	04/22/26	220	0	202	225	203	630	630	16508	75	220.11	- 220.53	= -0.42	280	774	282	774
33	04/29/26	220	0	194	219	206	619	619	16508	75	220.11	- 220.11	= 0.00	280	774	282	774

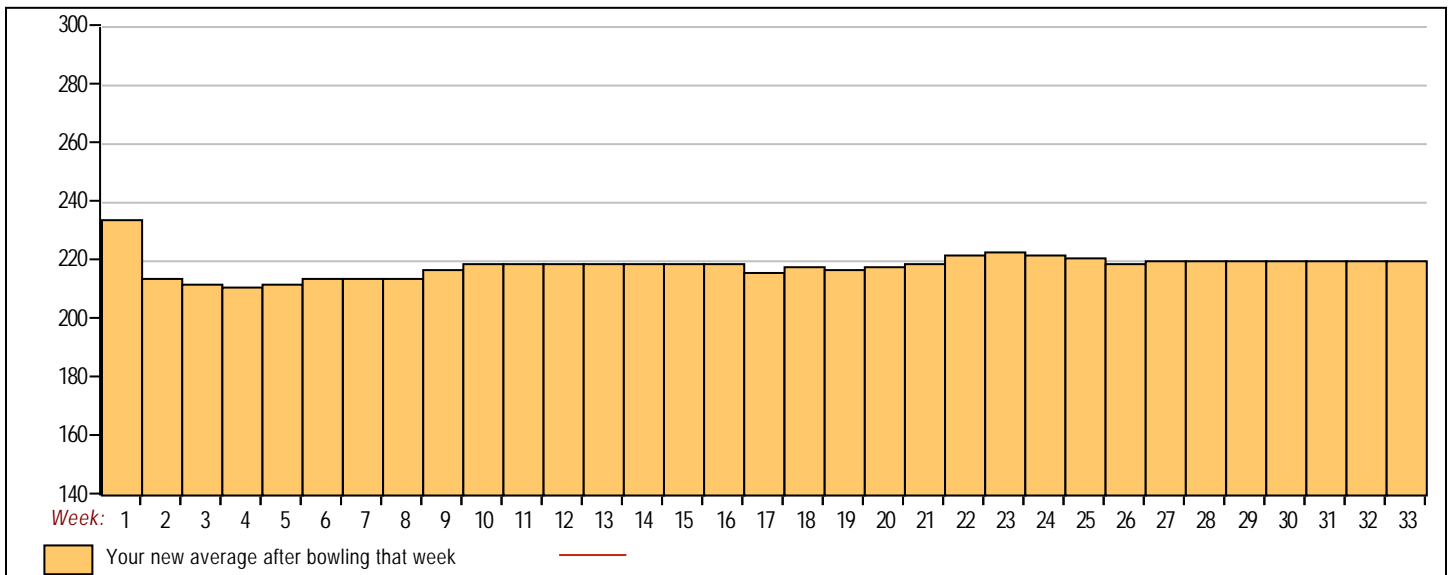
End of 2nd split

<100	100's	125's	150's	175's	200's	225's	250's	275's	300's
		1	2	13	33	17	8	4	
<400	400's	450's	500's	550's	600's	650's	700's	750's	800's
				4	9	8	4	1	

Avg of Game 1	Avg of Game 2	Avg of Game 3
225.65	216.15	216.92

High game of 280 on week 18 High series of 774 on week 22 High average of 234.00 after bowling week 1
 Low game of 147 on week 25 Low series of 583 on week 17 Low average of 211.17 after bowling week 4

High Scores by Game
 Game #1: 280 on week 18 Game #2: 279 on week 22 Game #3: 264 on week 1



Note: This report includes information through April 29 which is Week 33 of 33

Nate De Guzman's Bowling Record - Team 25: Buzz Ballers

Week No.	Bowling Date	Old Avg	Old HDCP	-1- -2- -3-			Total	HDCP Total	Pins	Gms	---Average Change---			High Game	High Sers	HDCP Game	HDCP Sers
											New - Old	--->	+/-				
8	10/22/25	177	34	201	156	176	533	635	533	3	177.67	- 0.00	= 177.67	201	533	247	671
9	10/29/25	177	0				0	0	533	3	177.67	- 177.67	= 0.00	201	533		
10	11/05/25	177	0				0	0	533	3	177.67	- 177.67	= 0.00	201	533		
11	11/12/25	177	0				0	0	533	3	177.67	- 177.67	= 0.00	201	533		
12	11/19/25	177	0				0	0	533	3	177.67	- 177.67	= 0.00	201	533		
13	11/26/25	177	0				0	0	533	3	177.67	- 177.67	= 0.00	201	533		
14	12/03/25	177	0				0	0	533	3	177.67	- 177.67	= 0.00	201	533		
15	12/10/25	177	0				0	0	533	3	177.67	- 177.67	= 0.00	201	533		
16	12/17/25	177	0				0	0	533	3	177.67	- 177.67	= 0.00	201	533		

End of 1st split

17	01/07/26	177	0				0	0	533	3	177.67	- 177.67	= 0.00	201	533		
18	01/14/26	177	0				0	0	533	3	177.67	- 177.67	= 0.00	201	533		
19	01/21/26	177	0				0	0	533	3	177.67	- 177.67	= 0.00	201	533		
20	01/28/26	177	0				0	0	533	3	177.67	- 177.67	= 0.00	201	533		
21	02/04/26	177	0				0	0	533	3	177.67	- 177.67	= 0.00	201	533		
22	02/11/26	177	0				0	0	533	3	177.67	- 177.67	= 0.00	201	533		
23	02/18/26	bk162	0				0	0	533	3	177.67	- 177.67	= 0.00	201	533		
24	02/25/26	bk162	46	109	124	214	447	585	980	6	163.33	- 177.67	= -14.33	214	533	260	585
25	03/04/26	bk162	0				0	0	980	6	163.33	- 163.33	= 0.00	214	533	260	585
26	03/11/26	bk162	0				0	0	980	6	163.33	- 163.33	= 0.00	214	533	260	585
27	03/18/26	bk162	0				0	0	980	6	163.33	- 163.33	= 0.00	214	533	260	585
28	03/25/26	bk162	0				0	0	980	6	163.33	- 163.33	= 0.00	214	533	260	585
29	04/01/26	bk162	0				0	0	980	6	163.33	- 163.33	= 0.00	214	533	260	585
30	04/08/26	bk162	0				0	0	980	6	163.33	- 163.33	= 0.00	214	533	260	585
31	04/15/26	bk162	0				0	0	980	6	163.33	- 163.33	= 0.00	214	533	260	585
32	04/22/26	bk162	0				0	0	980	6	163.33	- 163.33	= 0.00	214	533	260	585
33	04/29/26	bk162	46				0	0	980	6	163.33	- 163.33	= 0.00	214	533	260	585

End of 2nd split

<u><100</u>	<u>100's</u>	<u>125's</u>	<u>150's</u>	<u>175's</u>	<u>200's</u>	<u>225's</u>	<u>250's</u>	<u>275's</u>	<u>300's</u>
	2		1	1	2				
<u><400</u>	<u>400's</u>	<u>450's</u>	<u>500's</u>	<u>550's</u>	<u>600's</u>	<u>650's</u>	<u>700's</u>	<u>750's</u>	<u>800's</u>
	1		1						

Avg of Game 1	Avg of Game 2	Avg of Game 3
155.00	140.00	195.00

High game of 214 on week 24 High series of 533 on week 8 High average of 177.67 after bowling week 8
 Low game of 109 on week 24 Low series of 447 on week 24 Low average of 163.33 after bowling week 24

High Scores by Game
 Game #1: 201 on week 8 Game #2: 156 on week 8 Game #3: 214 on week 24

