

Note: This report includes information through April 1 which is Week 29 of 33

Christopher Lim's Bowling Record - Team 25: Buzz Ballers

Table with columns: Week No., Bowling Date, Old Avg, Old HDCP, -1-, -2-, -3-, Total, HDCP Total, Pins, Gms, ---Average Change--- (New - Old ---> +/-), High Game, High Sers, HDCP Game, HDCP Sers. Rows 1-16.

End of 1st split

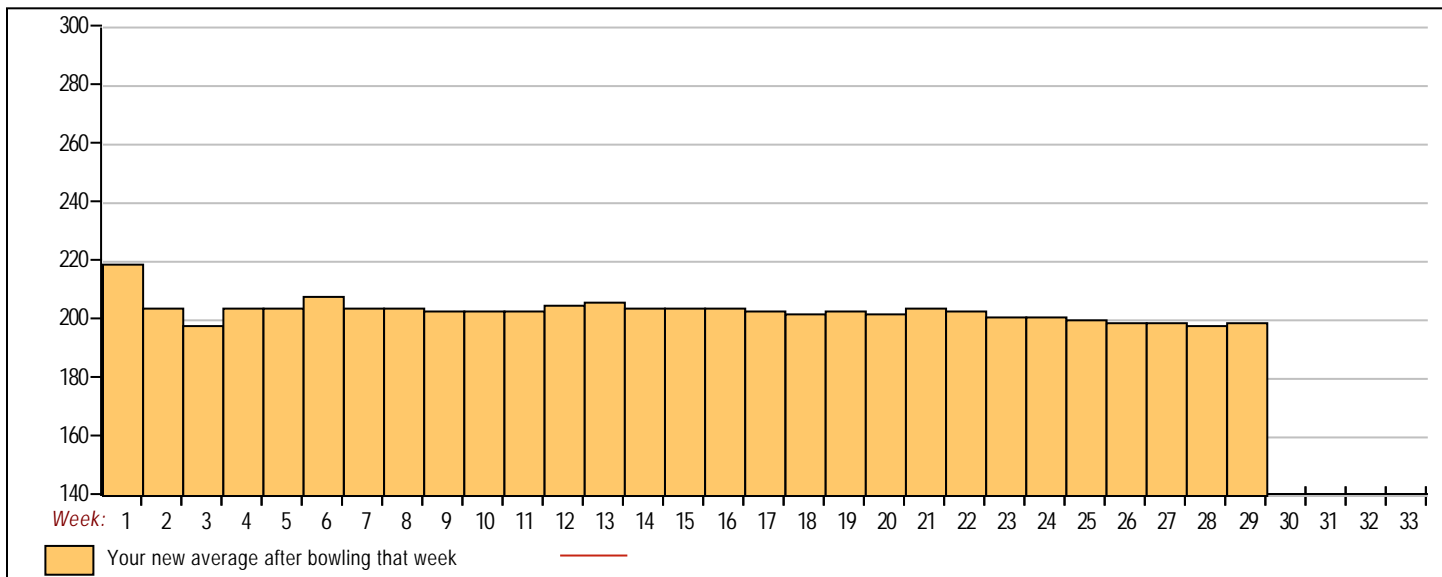
Table with columns: Week No., Bowling Date, Old Avg, Old HDCP, -1-, -2-, -3-, Total, HDCP Total, Pins, Gms, ---Average Change--- (New - Old ---> +/-), High Game, High Sers, HDCP Game, HDCP Sers. Rows 17-29.

Summary table for score ranges: <100, 100's, 125's, 150's, 175's, 200's, 225's, 250's, 275's, 300's, <400, 400's, 450's, 500's, 550's, 600's, 650's, 700's, 750's, 800's.

Avg of Game 1: 195.71, Avg of Game 2: 204.04, Avg of Game 3: 199.11

High game of 297 on week 6, High series of 689 on week 21, High average of 219.67 after bowling week 1, Low game of 155 on week 23, Low series of 515 on week 23, Low average of 198.83 after bowling week 28

High Scores by Game: Game #1: 265 on week 15, Game #2: 297 on week 6, Game #3: 268 on week 4



Note: This report includes information through April 1 which is Week 29 of 33

**Sergio Jordan Mungcal's Bowling Record - Team 25: Buzz Ballers**

Week No.	Bowling Date	Old Avg	Old HDCP	-			Total	HDCP Total	Pins	Gms	---Average Change---			High Game	High Sers	HDCP Game	HDCP Sers		
				-1-	-2-	-3-					New	Old	---> +/-						
1	09/03/25	bk200	16	242	191	205	638	686	638	3	212.67	-	0.00	=	212.67	242	638	258	686
2	09/10/25	bk200	16	220	148	187	555	603	1193	6	198.83	-	212.67	=	-13.83	242	638	258	686
3	09/17/25	bk200	16	158	199	215	572	620	1765	9	196.11	-	198.83	=	-2.72	242	638	258	686
4	09/24/25	196	19	196	211	192	599	656	2364	12	197.00	-	196.11	=	0.89	242	638	258	686
5	10/01/25	197	18	210	177	169	556	610	2920	15	194.67	-	197.00	=	-2.33	242	638	258	686
6	10/08/25	194	20	a194	a194	a194	582	642	2920	15	194.67	-	194.67	=	0.00	242	638	258	686
7	10/15/25	194	20	185	216	254	655	715	3575	18	198.61	-	194.67	=	3.94	254	655	274	715
8	10/22/25	198	17	196	224	218	638	689	4213	21	200.62	-	198.61	=	2.01	254	655	274	715
9	10/29/25	200	16	a200	a200	a200	600	648	4213	21	200.62	-	200.62	=	0.00	254	655	274	715
10	11/05/25	200	16	212	202	190	604	652	4817	24	200.71	-	200.62	=	0.09	254	655	274	715
11	11/12/25	200	16	229	157	183	569	617	5386	27	199.48	-	200.71	=	-1.23	254	655	274	715
12	11/19/25	199	16	192	191	201	584	632	5970	30	199.00	-	199.48	=	-0.48	254	655	274	715
13	11/26/25	199	16	a199	a199	a199	597	645	5970	30	199.00	-	199.00	=	0.00	254	655	274	715
14	12/03/25	199	16	210	208	191	609	657	6579	33	199.36	-	199.00	=	0.36	254	655	274	715
15	12/10/25	199	16	188	211	223	622	670	7201	36	200.03	-	199.36	=	0.66	254	655	274	715
16	12/17/25	200	16	240	241	207	688	736	7889	39	202.28	-	200.03	=	2.25	254	688	274	736

**End of 1st split**

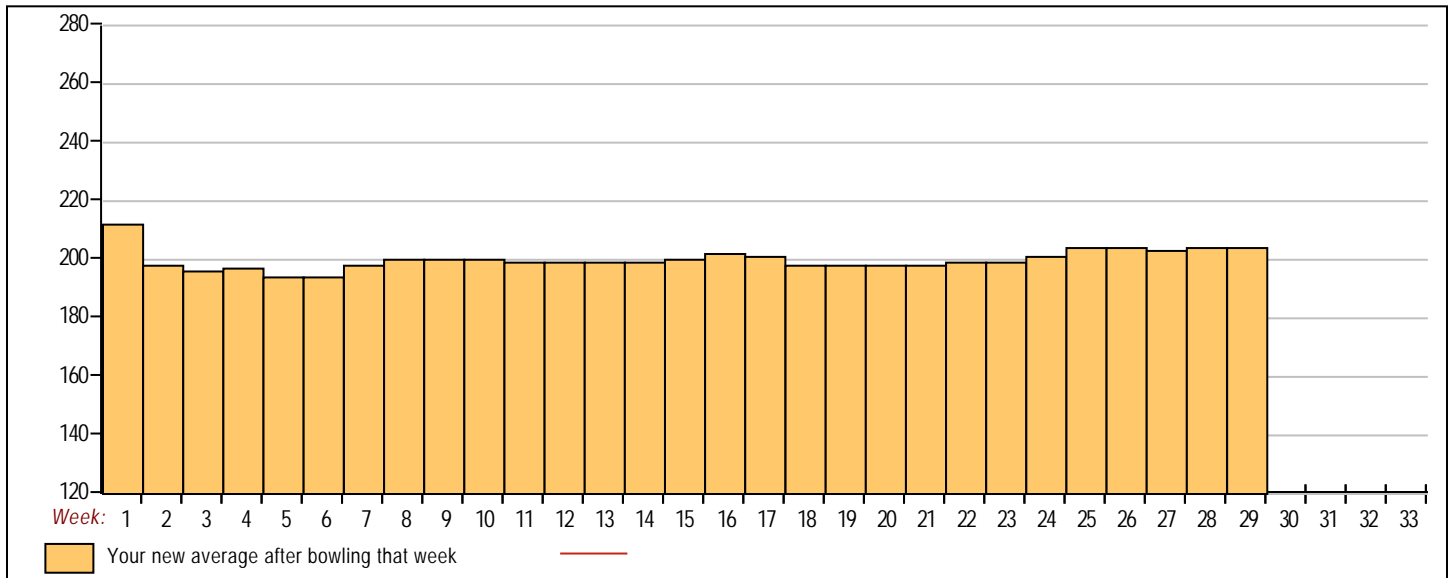
17	01/07/26	202	14	183	158	214	555	597	8444	42	201.05	-	202.28	=	-1.23	254	688	274	736
18	01/14/26	201	15	179	168	158	505	550	8949	45	198.87	-	201.05	=	-2.18	254	688	274	736
19	01/21/26	198	17	208	153	201	562	613	9511	48	198.15	-	198.87	=	-0.72	254	688	274	736
20	01/28/26	198	17	197	203	a198	598	649	9911	50	198.22	-	198.15	=	0.07	254	688	274	736
21	02/04/26	198	17	222	177	194	593	644	10504	53	198.19	-	198.22	=	-0.03	254	688	274	736
22	02/11/26	198	17	235	131	278	644	695	11148	56	199.07	-	198.19	=	0.88	278	688	295	736
23	02/18/26	199	16	194	188	265	647	695	11795	59	199.92	-	199.07	=	0.84	278	688	295	736
24	02/25/26	199	16	214	279	230	723	771	12518	62	201.90	-	199.92	=	1.99	279	723	295	771
25	03/04/26	201	15	257	230	266	753	798	13271	65	204.17	-	201.90	=	2.27	279	753	295	798
26	03/11/26	204	12	i169	a204	a204	577	613	13271	65	204.17	-	204.17	=	0.00	279	753	295	798
27	03/18/26	204	12	170	178	211	559	595	13830	68	203.38	-	204.17	=	-0.79	279	753	295	798
28	03/25/26	203	13	241	253	178	672	711	14502	71	204.25	-	203.38	=	0.87	279	753	295	798
29	04/01/26	204	12	167	184	258	609	645	15111	74	204.20	-	204.25	=	-0.05	279	753	295	798

<100	100's	125's	150's	175's	200's	225's	250's	275's	300's
		2	9	24	23	8	6	2	
<400	400's	450's	500's	550's	600's	650's	700's	750's	800's
			1	10	8	3	1	1	

Avg of Game 1	Avg of Game 2	Avg of Game 3
205.80	195.12	212.00

High game of 279 on week 24      High series of 753 on week 25      High average of 212.67 after bowling week 1  
 Low game of 131 on week 22      Low series of 505 on week 18      Low average of 194.67 after bowling week 5

High Scores by Game  
 Game #1: 257 on week 25    Game #2: 279 on week 24    Game #3: 278 on week 22



Note: This report includes information through April 1 which is Week 29 of 33

**Nicholas Lew's Bowling Record - Team 25: Buzz Ballers**

Week No.	Bowling Date	Old Avg	Old HDCP	-1- -2- -3-			Total	HDCP Total	Pins	Gms	---Average Change---			High Game	High Sers	HDCP Game	HDCP Sers		
				-1-	-2-	-3-					New	Old	---> +/-						
1	09/03/25	bk227	0	162	276	264	702	702	702	3	234.00	-	0.00	=	234.00	276	702	276	702
2	09/10/25	bk227	0	203	205	179	587	587	1289	6	214.83	-	234.00	=	-19.17	276	702	276	702
3	09/17/25	bk227	0	201	224	202	627	627	1916	9	212.89	-	214.83	=	-1.94	276	702	276	702
4	09/24/25	217	2	206	191	221	618	624	2534	12	211.17	-	212.89	=	-1.72	276	702	276	702
5	10/01/25	217	2	222	192	235	649	655	3183	15	212.20	-	211.17	=	1.03	276	702	276	702
6	10/08/25	217	2	256	191	239	686	692	3869	18	214.94	-	212.20	=	2.74	276	702	276	702
7	10/15/25	217	2	211	211	214	636	642	4505	21	214.52	-	214.94	=	-0.42	276	702	276	702
8	10/22/25	217	2	a217	a217	a217	651	657	4505	21	214.52	-	214.52	=	0.00	276	702	276	702
9	10/29/25	217	2	258	227	240	725	731	5230	24	217.92	-	214.52	=	3.39	276	725	276	731
10	11/05/25	217	2	233	234	222	689	695	5919	27	219.22	-	217.92	=	1.31	276	725	276	731
11	11/12/25	219	0	a219	a219	a219	657	657	5919	27	219.22	-	219.22	=	0.00	276	725	276	731
12	11/19/25	219	0	a219	a219	a219	657	657	5919	27	219.22	-	219.22	=	0.00	276	725	276	731
13	11/26/25	219	0	a219	a219	a219	657	657	5919	27	219.22	-	219.22	=	0.00	276	725	276	731
14	12/03/25	219	0	a219	a219	a219	657	657	5919	27	219.22	-	219.22	=	0.00	276	725	276	731
15	12/10/25	219	0	217	224	215	656	656	6575	30	219.17	-	219.22	=	-0.06	276	725	276	731
16	12/17/25	219	0	a219	a219	a219	657	657	6575	30	219.17	-	219.17	=	0.00	276	725	276	731

**End of 1st split**

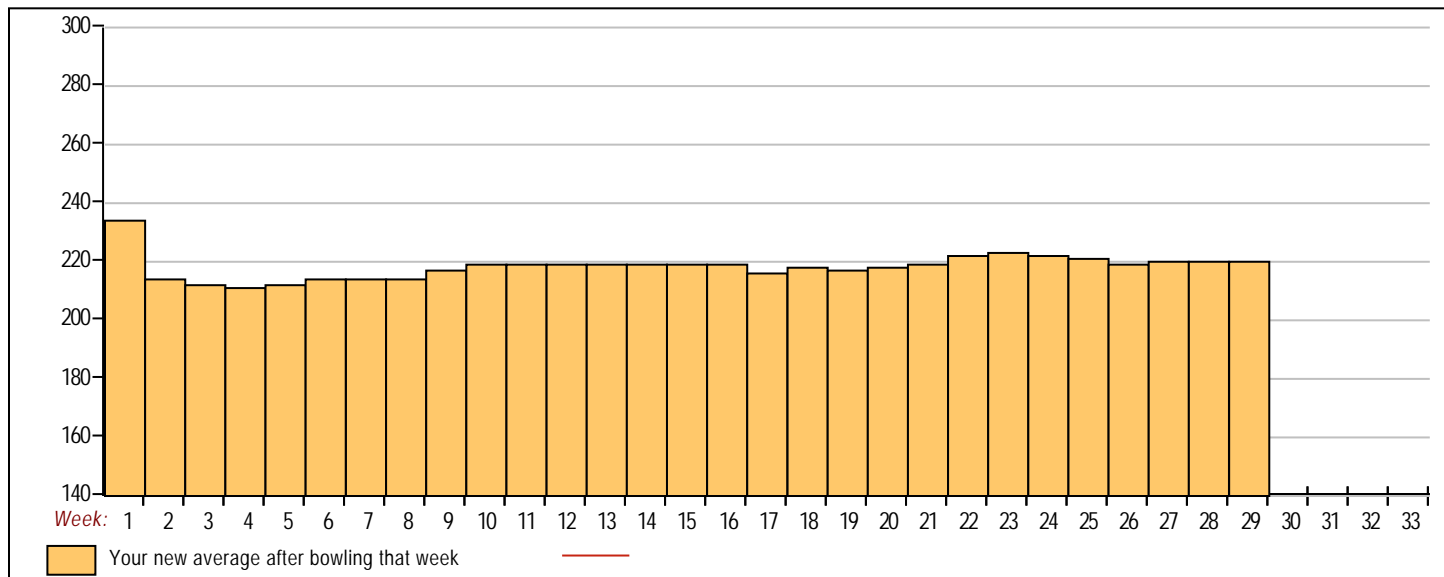
17	01/07/26	219	0	189	203	191	583	583	7158	33	216.91	-	219.17	=	-2.26	276	725	276	731
18	01/14/26	217	2	280	192	224	696	702	7854	36	218.17	-	216.91	=	1.26	280	725	282	731
19	01/21/26	218	1	268	154	214	636	639	8490	39	217.69	-	218.17	=	-0.47	280	725	282	731
20	01/28/26	217	2	189	264	244	697	703	9187	42	218.74	-	217.69	=	1.05	280	725	282	731
21	02/04/26	218	1	238	202	257	697	700	9884	45	219.64	-	218.74	=	0.91	280	725	282	731
22	02/11/26	219	0	269	279	226	774	774	10658	48	222.04	-	219.64	=	2.40	280	774	282	774
23	02/18/26	222	0	268	236	227	731	731	11389	51	223.31	-	222.04	=	1.27	280	774	282	774
24	02/25/26	223	0	230	184	215	629	629	12018	54	222.56	-	223.31	=	-0.76	280	774	282	774
25	03/04/26	222	0	238	198	147	583	583	12601	57	221.07	-	222.56	=	-1.49	280	774	282	774
26	03/11/26	221	0	203	206	188	597	597	13198	60	219.97	-	221.07	=	-1.10	280	774	282	774
27	03/18/26	219	0	279	223	220	722	722	13920	63	220.95	-	219.97	=	0.99	280	774	282	774
28	03/25/26	220	0	201	219	237	657	657	14577	66	220.86	-	220.95	=	-0.09	280	774	282	774
29	04/01/26	220	0	243	226	198	667	667	15244	69	220.93	-	220.86	=	0.06	280	774	282	774

<100	100's	125's	150's	175's	200's	225's	250's	275's	300's
		1	2	12	26	16	8	4	
<400	400's	450's	500's	550's	600's	650's	700's	750's	800's
				4	6	8	4	1	

Avg of Game 1	Avg of Game 2	Avg of Game 3
228.87	215.70	218.22

High game of 280 on week 18 High series of 774 on week 22 High average of 234.00 after bowling week 1  
 Low game of 147 on week 25 Low series of 583 on week 17 Low average of 211.17 after bowling week 4

High Scores by Game  
 Game #1: 280 on week 18 Game #2: 279 on week 22 Game #3: 264 on week 1



Note: This report includes information through April 1 which is Week 29 of 33

**Nate De Guzman's Bowling Record - Team 25: Buzz Ballers**

Week No.	Bowling Date	Old Avg	Old HDCP	-1-	-2-	-3-	Total	HDCP Total	Pins	Gms	---Average Change---			High Game	High Sers	HDCP Game	HDCP Sers		
											New	Old	---> +/-						
8	10/22/25	177	34	201	156	176	533	635	533	3	177.67	-	0.00	=	177.67	201	533	247	671
9	10/29/25	177	0				0	0	533	3	177.67	-	177.67	=	0.00	201	533		
10	11/05/25	177	0				0	0	533	3	177.67	-	177.67	=	0.00	201	533		
11	11/12/25	177	0				0	0	533	3	177.67	-	177.67	=	0.00	201	533		
12	11/19/25	177	0				0	0	533	3	177.67	-	177.67	=	0.00	201	533		
13	11/26/25	177	0				0	0	533	3	177.67	-	177.67	=	0.00	201	533		
14	12/03/25	177	0				0	0	533	3	177.67	-	177.67	=	0.00	201	533		
15	12/10/25	177	0				0	0	533	3	177.67	-	177.67	=	0.00	201	533		
16	12/17/25	177	0				0	0	533	3	177.67	-	177.67	=	0.00	201	533		

**End of 1st split**

17	01/07/26	177	0				0	0	533	3	177.67	-	177.67	=	0.00	201	533		
18	01/14/26	177	0				0	0	533	3	177.67	-	177.67	=	0.00	201	533		
19	01/21/26	177	0				0	0	533	3	177.67	-	177.67	=	0.00	201	533		
20	01/28/26	177	0				0	0	533	3	177.67	-	177.67	=	0.00	201	533		
21	02/04/26	177	0				0	0	533	3	177.67	-	177.67	=	0.00	201	533		
22	02/11/26	177	0				0	0	533	3	177.67	-	177.67	=	0.00	201	533		
23	02/18/26	bk162	0				0	0	533	3	177.67	-	177.67	=	0.00	201	533		
24	02/25/26	bk162	46	109	124	214	447	585	980	6	163.33	-	177.67	=	-14.33	214	533	260	585
25	03/04/26	bk162	0				0	0	980	6	163.33	-	163.33	=	0.00	214	533	260	585
26	03/11/26	bk162	0				0	0	980	6	163.33	-	163.33	=	0.00	214	533	260	585
27	03/18/26	bk162	0				0	0	980	6	163.33	-	163.33	=	0.00	214	533	260	585
28	03/25/26	bk162	0				0	0	980	6	163.33	-	163.33	=	0.00	214	533	260	585
29	04/01/26	bk162	46				0	0	980	6	163.33	-	163.33	=	0.00	214	533	260	585



<u>&lt;100</u>	<u>100's</u> 2	<u>125's</u>	<u>150's</u> 1	<u>175's</u> 1	<u>200's</u> 2	<u>225's</u>	<u>250's</u>	<u>275's</u>	<u>300's</u>
<u>&lt;400</u>	<u>400's</u> 1	<u>450's</u>	<u>500's</u> 1	<u>550's</u>	<u>600's</u>	<u>650's</u>	<u>700's</u>	<u>750's</u>	<u>800's</u>

**Avg of Game 1**    **Avg of Game 2**    **Avg of Game 3**  
 155.00                      140.00                      195.00

High game of 214 on week 24                      High series of 533 on week 8                      High average of 177.67 after bowling week 8  
 Low game of 109 on week 24                      Low series of 447 on week 24                      Low average of 163.33 after bowling week 24

High Scores by Game  
 Game #1: 201 on week 8    Game #2: 156 on week 8    Game #3: 214 on week 24

