

Note: This report includes information through April 29 which is Week 33 of 33

Kaleomana Hayashi's Bowling Record - Team 24: Team 24

Week No.	Bowling Date	Old Avg	Old HDCP	-1-	-2-	-3-	Total	HDCP Total	Pins	Gms	---Average Change---			High Game	High Sers	HDCP Game	HDCP Sers	
											New	Old	Change +/-					
1	09/03/25	0	0				0	0	0	0	-	0.00	=	0.00	0	0		
2	09/10/25	95	100	102	103	82	287	587	287	3	95.67	-	0.00	=	95.67	103	287	
3	09/17/25	95	0				0	0	287	3	95.67	-	95.67	=	0.00	103	287	
4	09/24/25	97	98	77	91	129	297	591	584	6	97.33	-	95.67	=	1.67	129	297	
5	10/01/25	97	0				0	0	584	6	97.33	-	97.33	=	0.00	129	297	
6	10/08/25	97	98	a97	129	122	348	630	835	8	104.38	-	97.33	=	7.04	129	297	
7	10/15/25	104	92	83	76	67	226	506	1061	11	96.45	-	104.38	=	-7.92	129	297	168 327
8	10/22/25	96	0				0	0	1061	11	96.45	-	96.45	=	0.00	129	297	170 331
9	10/29/25	96	0				0	0	1061	11	96.45	-	96.45	=	0.00	129	297	170 331
10	11/05/25	96	0				0	0	1061	11	96.45	-	96.45	=	0.00	129	297	170 331
11	11/12/25	96	0				0	0	1061	11	96.45	-	96.45	=	0.00	129	297	170 331
12	11/19/25	96	99	a96	a96	a96	288	585	1061	11	96.45	-	96.45	=	0.00	129	297	170 331
13	11/26/25	96	0				0	0	1061	11	96.45	-	96.45	=	0.00	129	297	170 331
14	12/03/25	96	99	123	100	89	312	609	1373	14	98.07	-	96.45	=	1.62	129	312	222 609
15	12/10/25	98	0				0	0	1373	14	98.07	-	98.07	=	0.00	129	312	222 609
16	12/17/25	98	97	76	103	80	259	550	1632	17	96.00	-	98.07	=	-2.07	129	312	222 609

End of 1st split

17	01/07/26	96	0				0	0	1632	17	96.00	-	96.00	=	0.00	129	312	222 609
18	01/14/26	96	99	78	129	114	321	618	1953	20	97.65	-	96.00	=	1.65	129	321	228 618
19	01/21/26	97	98	132	158	97	387	681	2340	23	101.74	-	97.65	=	4.09	158	387	256 681
20	01/28/26	101	0				0	0	2340	23	101.74	-	101.74	=	0.00	158	387	256 681
21	02/04/26	101	0				0	0	2340	23	101.74	-	101.74	=	0.00	158	387	256 681
22	02/11/26	101	0				0	0	2340	23	101.74	-	101.74	=	0.00	158	387	256 681
23	02/18/26	101	95	a101	a101	a101	303	588	2340	23	101.74	-	101.74	=	0.00	158	387	256 681
24	02/25/26	101	0				0	0	2340	23	101.74	-	101.74	=	0.00	158	387	256 681
25	03/04/26	101	0				0	0	2340	23	101.74	-	101.74	=	0.00	158	387	256 681
26	03/11/26	101	95	92	105	101	298	583	2638	26	101.46	-	101.74	=	-0.28	158	387	256 681
27	03/18/26	101	0				0	0	2638	26	101.46	-	101.46	=	0.00	158	387	256 681
28	03/25/26	101	0				0	0	2638	26	101.46	-	101.46	=	0.00	158	387	256 681
29	04/01/26	101	95	94	102	114	310	595	2948	29	101.66	-	101.46	=	0.19	158	387	256 681
30	04/08/26	101	0				0	0	2948	29	101.66	-	101.66	=	0.00	158	387	256 681
31	04/15/26	101	0				0	0	2948	29	101.66	-	101.66	=	0.00	158	387	256 681
32	04/22/26	101	95	78	128	91	297	582	3245	32	101.41	-	101.66	=	-0.25	158	387	256 681
33	04/29/26	101	95	98	96	93	287	572	3245	32	101.41	-	101.41	=	0.00	158	387	256 681

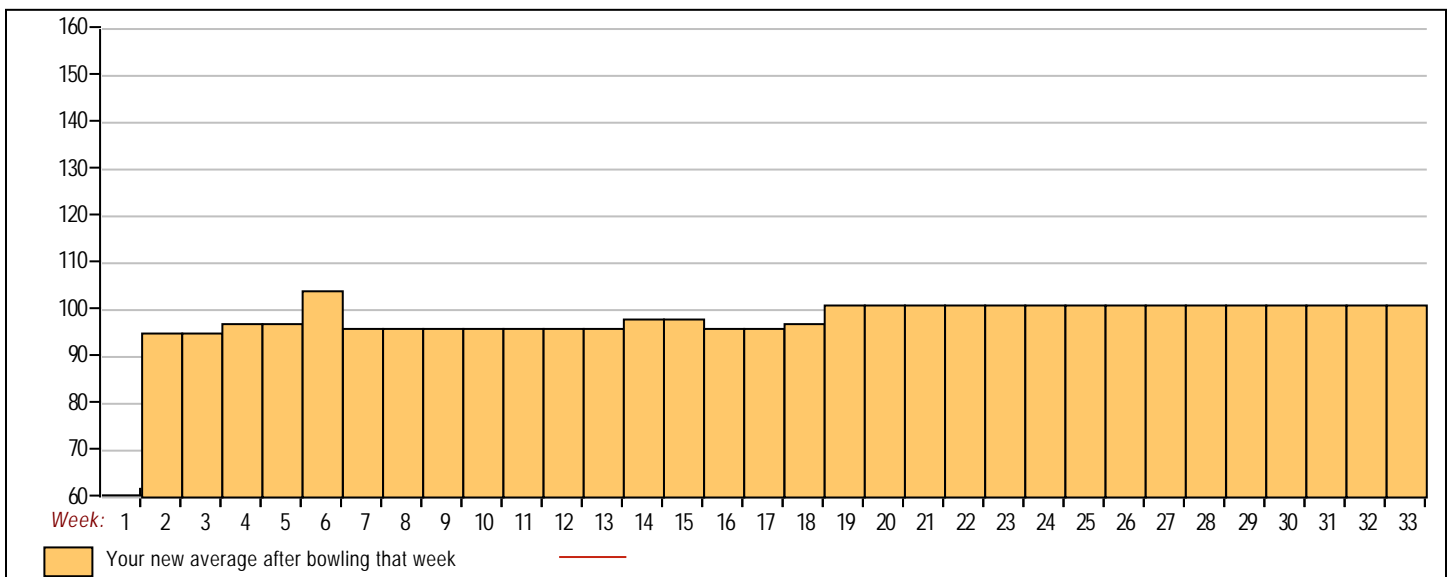
End of 2nd split

<u><100</u>	<u>100's</u>	<u>125's</u>	<u>150's</u>	<u>175's</u>	<u>200's</u>	<u>225's</u>	<u>250's</u>	<u>275's</u>	<u>300's</u>
18	11	5	1						
<u><400</u>	<u>400's</u>	<u>450's</u>	<u>500's</u>	<u>550's</u>	<u>600's</u>	<u>650's</u>	<u>700's</u>	<u>750's</u>	<u>800's</u>
11									

<u>Avg of Game 1</u>	<u>Avg of Game 2</u>	<u>Avg of Game 3</u>
93.91	110.00	98.25

High game of 158 on week 19 High series of 387 on week 19 High average of 104.38 after bowling week 6
 Low game of 67 on week 7 Low series of 226 on week 7 Low average of 95.67 after bowling week 2

High Scores by Game
 Game #1: 132 on week 19 Game #2: 158 on week 19 Game #3: 129 on week 4



Note: This report includes information through April 29 which is Week 33 of 33

Mike Kang's Bowling Record - Team 24: Team 24

Week No.	Bowling Date	Old Avg	Old HDCP	-1- -2- -3-			Total	HDCP Total	Pins	Gms	---Average Change---			High Game	High Sers	HDCP Game	HDCP Sers
				-1-	-2-	-3-					New	Old	---> +/-				
1	09/03/25	bk166	43	220	191	190	601	730	601	3	200.33	- 0.00	= 200.33	220	601	263	730
2	09/10/25	bk166	43	153	146	186	485	614	1086	6	181.00	- 200.33	= -19.33	220	601	263	730
3	09/17/25	bk166	43	136	204	204	544	673	1630	9	181.11	- 181.00	= 0.11	220	601	263	730
4	09/24/25	181	31	150	205	192	547	640	2177	12	181.42	- 181.11	= 0.31	220	601	263	730
5	10/01/25	181	31	149	207	134	490	583	2667	15	177.80	- 181.42	= -3.62	220	601	263	730
6	10/08/25	177	34	169	189	168	526	628	3193	18	177.39	- 177.80	= -0.41	220	601	263	730
7	10/15/25	177	34	206	201	146	553	655	3746	21	178.38	- 177.39	= 0.99	220	601	263	730
8	10/22/25	178	33	154	171	173	498	597	4244	24	176.83	- 178.38	= -1.55	220	601	263	730
9	10/29/25	176	35	183	180	180	543	648	4787	27	177.30	- 176.83	= 0.46	220	601	263	730
10	11/05/25	177	34	153	167	214	534	636	5321	30	177.37	- 177.30	= 0.07	220	601	263	730
11	11/12/25	177	34	232	190	190	612	714	5933	33	179.79	- 177.37	= 2.42	232	612	266	730
12	11/19/25	179	32	178	198	215	591	687	6524	36	181.22	- 179.79	= 1.43	232	612	266	730
13	11/26/25	181	31	207	156	184	547	640	7071	39	181.31	- 181.22	= 0.09	232	612	266	730
14	12/03/25	181	31	120	264	226	610	703	7681	42	182.88	- 181.31	= 1.57	264	612	295	730
15	12/10/25	182	30	172	171	175	518	608	8199	45	182.20	- 182.88	= -0.68	264	612	295	730
16	12/17/25	182	30	171	168	159	498	588	8697	48	181.19	- 182.20	= -1.01	264	612	295	730

End of 1st split

17	01/07/26	181	31	222	183	141	546	639	9243	51	181.24	- 181.19	= 0.05	264	612	295	730
18	01/14/26	181	31	163	148	235	546	639	9789	54	181.28	- 181.24	= 0.04	264	612	295	730
19	01/21/26	181	31	178	159	189	526	619	10315	57	180.96	- 181.28	= -0.31	264	612	295	730
20	01/28/26	180	32	187	179	203	569	665	10884	60	181.40	- 180.96	= 0.44	264	612	295	730
21	02/04/26	181	31	178	184	137	499	592	11383	63	180.68	- 181.40	= -0.72	264	612	295	730
22	02/11/26	180	32	178	222	180	580	676	11963	66	181.26	- 180.68	= 0.58	264	612	295	730
23	02/18/26	181	31	134	148	178	460	553	12423	69	180.04	- 181.26	= -1.21	264	612	295	730
24	02/25/26	180	32	196	279	134	609	705	13032	72	181.00	- 180.04	= 0.96	279	612	311	730
25	03/04/26	181	31	139	191	177	507	600	13539	75	180.52	- 181.00	= -0.48	279	612	311	730
26	03/11/26	180	32	191	192	201	584	680	14123	78	181.06	- 180.52	= 0.54	279	612	311	730
27	03/18/26	181	31	189	189	267	645	738	14768	81	182.32	- 181.06	= 1.26	279	645	311	738
28	03/25/26	182	30	157	147	161	465	555	15233	84	181.35	- 182.32	= -0.98	279	645	311	738
29	04/01/26	181	31	192	211	144	547	640	15780	87	181.38	- 181.35	= 0.03	279	645	311	738
30	04/08/26	181	31	183	211	156	550	643	16330	90	181.44	- 181.38	= 0.07	279	645	311	738
31	04/15/26	181	31	184	202	202	588	681	16918	93	181.91	- 181.44	= 0.47	279	645	311	738
32	04/22/26	181	31	193	232	167	592	685	17510	96	182.40	- 181.91	= 0.48	279	645	311	738
33	04/29/26	182	30	208	224	278	710	800	17510	96	182.40	- 182.40	= 0.00	279	645	311	738

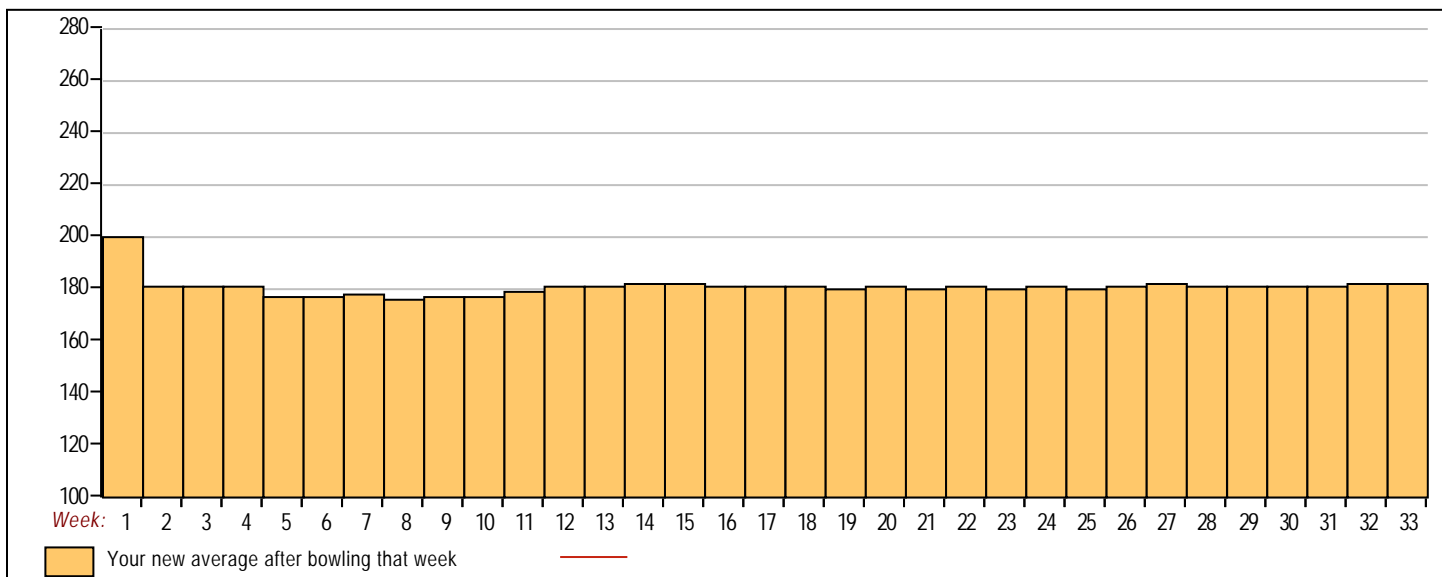
End of 2nd split

<u><100</u>	<u>100's</u>	<u>125's</u>	<u>150's</u>	<u>175's</u>	<u>200's</u>	<u>225's</u>	<u>250's</u>	<u>275's</u>	<u>300's</u>
	1	14	21	35	20	4	2	2	
<u><400</u>	<u>400's</u>	<u>450's</u>	<u>500's</u>	<u>550's</u>	<u>600's</u>	<u>650's</u>	<u>700's</u>	<u>750's</u>	<u>800's</u>
		7	12	8	5		1		

Avg of Game 1 Avg of Game 2 Avg of Game 3
 176.52 191.18 184.42

High game of 279 on week 24 High series of 710 on week 33 High average of 200.33 after bowling week 1
 Low game of 120 on week 14 Low series of 460 on week 23 Low average of 176.83 after bowling week 8

High Scores by Game
 Game #1: 232 on week 11 Game #2: 279 on week 24 Game #3: 278 on week 33



Note: This report includes information through April 29 which is Week 33 of 33

Bryan Kang's Bowling Record - Team 24: Team 24

Week No.	Bowling Date	Old Avg	Old HDCP	-1- -2- -3-			Total	HDCP Total	Pins	Gms	---Average Change---			High Game	High Sers	HDCP Game	HDCP Sers
				-1-	-2-	-3-					New - Old	--->	+/-				
1	09/03/25	bk195	20	211	203	236	650	710	650	3	216.67	- 0.00	= 216.67	236	650	256	710
2	09/10/25	bk195	20	207	205	235	647	707	1297	6	216.17	- 216.67	= -0.50	236	650	256	710
3	09/17/25	bk195	20	a195	a195	a195	585	645	1297	6	216.17	- 216.17	= 0.00	236	650	256	710
4	09/24/25	bk195	20	191	236	216	643	703	1940	9	215.56	- 216.17	= -0.61	236	650	256	710
5	10/01/25	215	4	200	164	234	598	610	2538	12	211.50	- 215.56	= -4.06	236	650	256	710
6	10/08/25	211	7	201	145	157	503	524	3041	15	202.73	- 211.50	= -8.77	236	650	256	710
7	10/15/25	202	14	205	200	209	614	656	3655	18	203.06	- 202.73	= 0.32	236	650	256	710
8	10/22/25	203	13	180	218	256	654	693	4309	21	205.19	- 203.06	= 2.13	256	654	269	710
9	10/29/25	205	12	173	219	230	622	658	4931	24	205.46	- 205.19	= 0.27	256	654	269	710
10	11/05/25	205	12	223	241	214	678	714	5609	27	207.74	- 205.46	= 2.28	256	678	269	714
11	11/12/25	207	10	171	212	289	672	702	6281	30	209.37	- 207.74	= 1.63	289	678	299	714
12	11/19/25	209	8	196	198	254	648	672	6929	33	209.97	- 209.37	= 0.60	289	678	299	714
13	11/26/25	209	8	204	211	222	637	661	7566	36	210.17	- 209.97	= 0.20	289	678	299	714
14	12/03/25	210	8	182	192	209	583	607	8149	39	208.95	- 210.17	= -1.22	289	678	299	714
15	12/10/25	208	9	245	232	214	691	718	8840	42	210.48	- 208.95	= 1.53	289	691	299	718
16	12/17/25	210	8	199	173	192	564	588	9404	45	208.98	- 210.48	= -1.50	289	691	299	718

End of 1st split

17	01/07/26	208	9	236	180	252	668	695	10072	48	209.83	- 208.98	= 0.86	289	691	299	718
18	01/14/26	209	8	221	203	226	650	674	10722	51	210.24	- 209.83	= 0.40	289	691	299	718
19	01/21/26	210	8	157	234	195	586	610	11308	54	209.41	- 210.24	= -0.83	289	691	299	718
20	01/28/26	209	8	a209	a209	a209	627	651	11308	54	209.41	- 209.41	= 0.00	289	691	299	718
21	02/04/26	209	8	225	214	245	684	708	11992	57	210.39	- 209.41	= 0.98	289	691	299	718
22	02/11/26	210	8	211	245	227	683	707	12675	60	211.25	- 210.39	= 0.86	289	691	299	718
23	02/18/26	211	7	202	244	172	618	639	13293	63	211.00	- 211.25	= -0.25	289	691	299	718
24	02/25/26	211	7	222	191	176	589	610	13882	66	210.33	- 211.00	= -0.67	289	691	299	718
25	03/04/26	210	8	169	186	164	519	543	14401	69	208.71	- 210.33	= -1.62	289	691	299	718
26	03/11/26	208	9	207	200	184	591	618	14992	72	208.22	- 208.71	= -0.49	289	691	299	718
27	03/18/26	208	9	233	157	164	554	581	15546	75	207.28	- 208.22	= -0.94	289	691	299	718
28	03/25/26	207	10	182	204	190	576	606	16122	78	206.69	- 207.28	= -0.59	289	691	299	718
29	04/01/26	206	11	214	185	181	580	613	16702	81	206.20	- 206.69	= -0.49	289	691	299	718
30	04/08/26	206	11	246	212	213	671	704	17373	84	206.82	- 206.20	= 0.62	289	691	299	718
31	04/15/26	206	11	200	269	290	759	792	18132	87	208.41	- 206.82	= 1.59	290	759	301	792
32	04/22/26	208	9	215	237	213	665	692	18797	90	208.86	- 208.41	= 0.44	290	759	301	792
33	04/29/26	208	9	215	189	180	584	611	18797	90	208.86	- 208.86	= 0.00	290	759	301	792

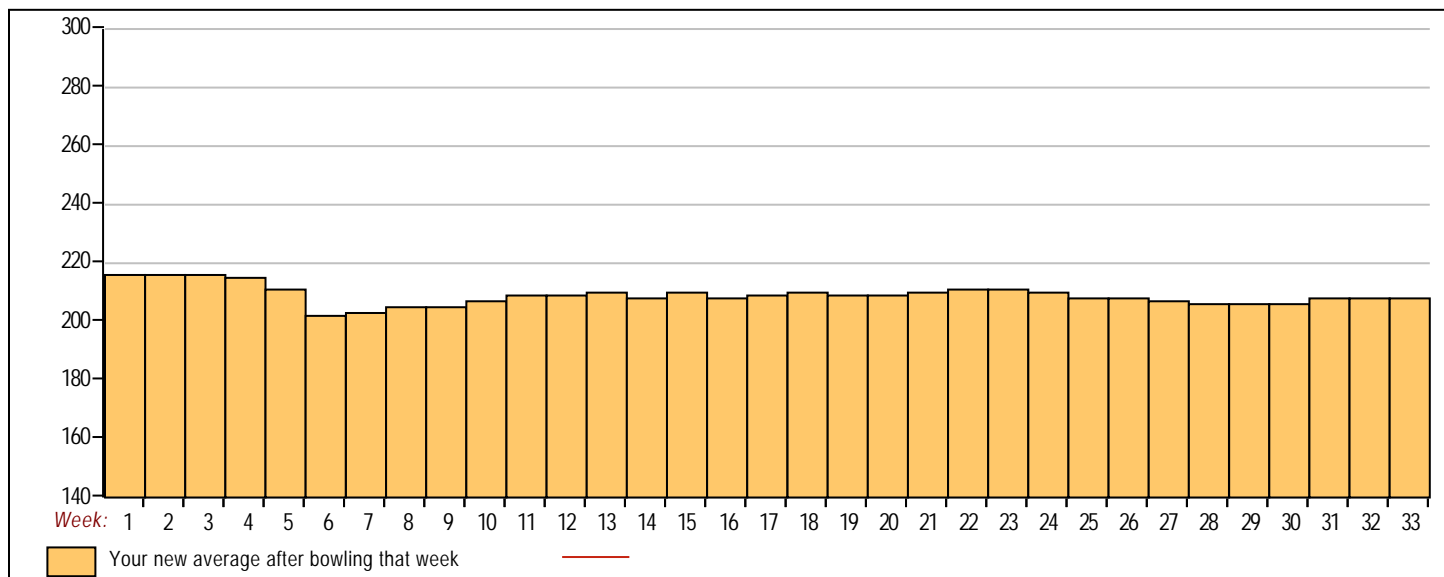
End of 2nd split

<100	100's	125's	150's	175's	200's	225's	250's	275's	300's
		1	11	20	36	19	4	2	
<400	400's	450's	500's	550's	600's	650's	700's	750's	800's
			2	10	7	11		1	

Avg of Game 1	Avg of Game 2	Avg of Game 3
204.61	206.42	214.16

High game of 290 on week 31 High series of 759 on week 31 High average of 216.67 after bowling week 1
 Low game of 145 on week 6 Low series of 503 on week 6 Low average of 202.73 after bowling week 6

High Scores by Game
 Game #1: 246 on week 30 Game #2: 269 on week 31 Game #3: 290 on week 31



Note: This report includes information through April 29 which is Week 33 of 33

Andrew Allamby's Bowling Record - Team 24: Team 24

Week No.	Bowling Date	Old Avg	Old HDCP	Splits			Total	HDCP Total	Pins	Gms	---Average Change---			High Game	High Sers	HDCP Game	HDCP Sers
				-1-	-2-	-3-					New - Old	---> +/-					
1	09/03/25	158	49	209	128	139	476	623	476	3	158.67	- 0.00	= 158.67	209	476		
2	09/10/25	158	0				0	0	476	3	158.67	- 158.67	= 0.00	209	476		
3	09/17/25	155	52	151	127	179	457	613	933	6	155.50	- 158.67	= -3.17	209	476		
4	09/24/25	155	0				0	0	933	6	155.50	- 155.50	= 0.00	209	476		
5	10/01/25	150	56	145	135	138	418	586	1351	9	150.11	- 155.50	= -5.39	209	476		
6	10/08/25	150	0				0	0	1351	9	150.11	- 150.11	= 0.00	209	476		
7	10/15/25	150	0				0	0	1351	9	150.11	- 150.11	= 0.00	209	476		
8	10/22/25	150	0				0	0	1351	9	150.11	- 150.11	= 0.00	209	476		
9	10/29/25	150	56	149	162	147	458	626	1809	12	150.75	- 150.11	= 0.64	209	476	218	626
10	11/05/25	150	56	114	147	140	401	569	2210	15	147.33	- 150.75	= -3.42	209	476	218	626
11	11/12/25	147	58	133	135	178	446	620	2656	18	147.56	- 147.33	= 0.22	209	476	236	626
12	11/19/25	147	0				0	0	2656	18	147.56	- 147.56	= 0.00	209	476	236	626
13	11/26/25	147	58	128	137	180	445	619	3101	21	147.67	- 147.56	= 0.11	209	476	238	626
14	12/03/25	147	0				0	0	3101	21	147.67	- 147.67	= 0.00	209	476	238	626
15	12/10/25	147	58	183	212	164	559	733	3660	24	152.50	- 147.67	= 4.83	212	559	270	733
16	12/17/25	152	0				0	0	3660	24	152.50	- 152.50	= 0.00	212	559	270	733

End of 1st split

17	01/07/26	152	54	180	157	164	501	663	4161	27	154.11	- 152.50	= 1.61	212	559	270	733
18	01/14/26	154	0				0	0	4161	27	154.11	- 154.11	= 0.00	212	559	270	733
19	01/21/26	154	0				0	0	4161	27	154.11	- 154.11	= 0.00	212	559	270	733
20	01/28/26	154	52	161	197	175	533	689	4694	30	156.47	- 154.11	= 2.36	212	559	270	733
21	02/04/26	156	51	143	202	132	477	630	5171	33	156.70	- 156.47	= 0.23	212	559	270	733
22	02/11/26	156	51	153	167	178	498	651	5669	36	157.47	- 156.70	= 0.78	212	559	270	733
23	02/18/26	157	0				0	0	5669	36	157.47	- 157.47	= 0.00	212	559	270	733
24	02/25/26	157	50	182	158	153	493	643	6162	39	158.00	- 157.47	= 0.53	212	559	270	733
25	03/04/26	158	49	180	141	130	451	598	6613	42	157.45	- 158.00	= -0.55	212	559	270	733
26	03/11/26	157	0				0	0	6613	42	157.45	- 157.45	= 0.00	212	559	270	733
27	03/18/26	157	0				0	0	6613	42	157.45	- 157.45	= 0.00	212	559	270	733
28	03/25/26	157	0				0	0	6613	42	157.45	- 157.45	= 0.00	212	559	270	733
29	04/01/26	157	0				0	0	6613	42	157.45	- 157.45	= 0.00	212	559	270	733
30	04/08/26	157	50	174	134	149	457	607	7070	45	157.11	- 157.45	= -0.34	212	559	270	733
31	04/15/26	157	50	153	146	164	463	613	7533	48	156.94	- 157.11	= -0.17	212	559	270	733
32	04/22/26	156	0				0	0	7533	48	156.94	- 156.94	= 0.00	212	559	270	733
33	04/29/26	156	51				0	0	7533	48	156.94	- 156.94	= 0.00	212	559	270	733

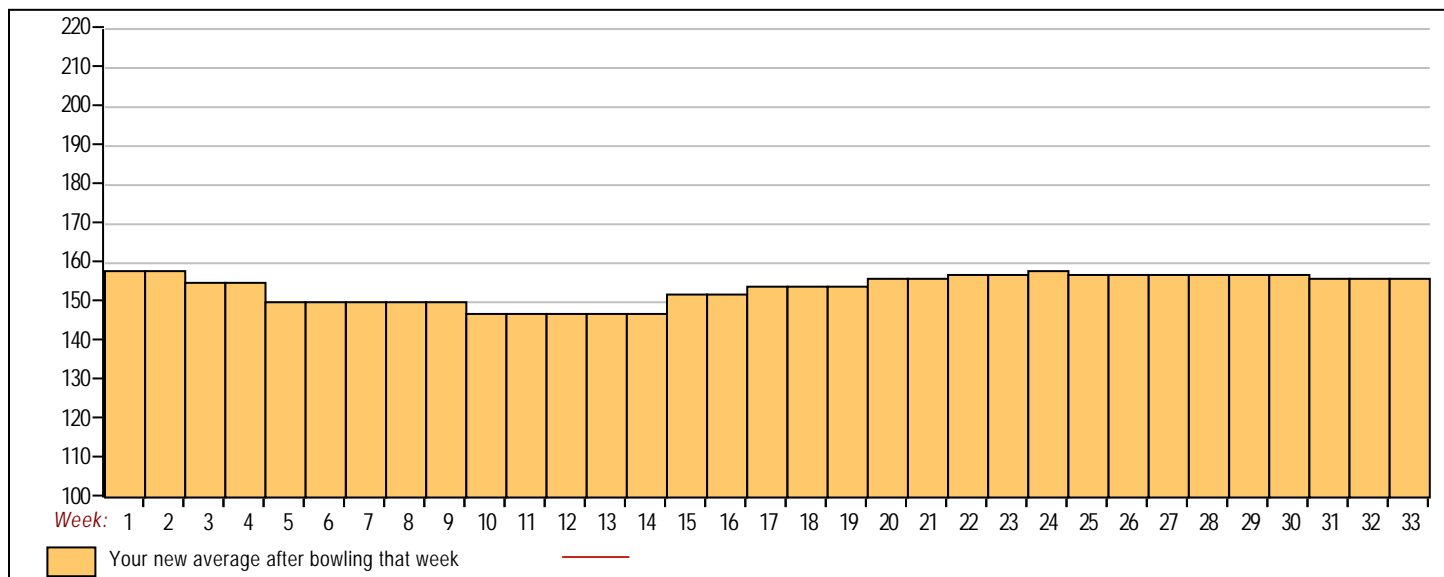
End of 2nd split

<u><100</u>	<u>100's</u>	<u>125's</u>	<u>150's</u>	<u>175's</u>	<u>200's</u>	<u>225's</u>	<u>250's</u>	<u>275's</u>	<u>300's</u>
	1	21	13	10	3				
<u><400</u>	<u>400's</u>	<u>450's</u>	<u>500's</u>	<u>550's</u>	<u>600's</u>	<u>650's</u>	<u>700's</u>	<u>750's</u>	<u>800's</u>
	4	9	2	1					

Avg of Game 1 **Avg of Game 2** **Avg of Game 3**
 158.63 155.31 156.88

High game of 212 on week 15 High series of 559 on week 15 High average of 158.67 after bowling week 1
 Low game of 114 on week 10 Low series of 401 on week 10 Low average of 147.33 after bowling week 10

High Scores by Game
 Game #1: 209 on week 1 Game #2: 212 on week 15 Game #3: 180 on week 13



Note: This report includes information through April 29 which is Week 33 of 33

Jarred Manzano's Bowling Record - Team 24: Team 24

Week No.	Bowling Date	Old Avg	Old HDCP	-1-	-2-	-3-	Total	HDCP Total	Pins	Gms	---Average Change---			High Game	High Sers	HDCP Game	HDCP Sers		
														New - Old ---> +/-					
End of 1st split																			
27	03/18/26	bk174	36	234	162	158	554	662	554	3	184.67	-	0.00	=	184.67	234	554	270	662
28	03/25/26	bk174	36	131	190	178	499	607	1053	6	175.50	-	184.67	=	-9.17	234	554	270	662
29	04/01/26	bk174	0				0	0	1053	6	175.50	-	175.50	=	0.00	234	554	270	662
30	04/08/26	bk174	0				0	0	1053	6	175.50	-	175.50	=	0.00	234	554	270	662
31	04/15/26	bk174	0				0	0	1053	6	175.50	-	175.50	=	0.00	234	554	270	662
32	04/22/26	bk174	0				0	0	1053	6	175.50	-	175.50	=	0.00	234	554	270	662
33	04/29/26	bk174	36				0	0	1053	6	175.50	-	175.50	=	0.00	234	554	270	662

End of 2nd split

<u><100</u>	<u>100's</u>	<u>125's</u>	<u>150's</u>	<u>175's</u>	<u>200's</u>	<u>225's</u>	<u>250's</u>	<u>275's</u>	<u>300's</u>
		1	2	2		1			
<u><400</u>	<u>400's</u>	<u>450's</u>	<u>500's</u>	<u>550's</u>	<u>600's</u>	<u>650's</u>	<u>700's</u>	<u>750's</u>	<u>800's</u>
		1		1					
			<u>Avg of Game 1</u>	<u>Avg of Game 2</u>	<u>Avg of Game 3</u>				
			182.50	176.00	168.00				

High game of 234 on week 27 High series of 554 on week 27 High average of 184.67 after bowling week 27
 Low game of 131 on week 28 Low series of 499 on week 28 Low average of 175.50 after bowling week 28

High Scores by Game
 Game #1: 234 on week 27 Game #2: 190 on week 28 Game #3: 178 on week 28

