

Note: This report includes information through April 29 which is Week 33 of 33

Jimmy Yeung's Bowling Record - Team 21: Team 21

Week No.	Bowling Date	Old Avg	Old HDCP	-			Total	HDCP Total	Pins	Gms	---Average Change---			High Game	High Sers	HDCP Game	HDCP Sers		
				-1-	-2-	-3-					New	Old	---> +/-						
1	09/03/25	bk168	41	157	165	149	471	594	471	3	157.00	-	0.00	=	157.00	165	471	206	594
2	09/10/25	bk168	41	173	152	157	482	605	953	6	158.83	-	157.00	=	1.83	173	482	214	605
3	09/17/25	bk168	41	160	160	181	501	624	1454	9	161.56	-	158.83	=	2.72	181	501	222	624
4	09/24/25	161	47	136	183	170	489	630	1943	12	161.92	-	161.56	=	0.36	183	501	230	630
5	10/01/25	161	47	172	182	141	495	636	2438	15	162.53	-	161.92	=	0.62	183	501	230	636
6	10/08/25	162	46	157	193	179	529	667	2967	18	164.83	-	162.53	=	2.30	193	529	239	667
7	10/15/25	164	44	176	162	167	505	637	3472	21	165.33	-	164.83	=	0.50	193	529	239	667
8	10/22/25	165	44	218	182	167	567	699	4039	24	168.29	-	165.33	=	2.96	218	567	262	699
9	10/29/25	168	41	a168	a168	a168	504	627	4039	24	168.29	-	168.29	=	0.00	218	567	262	699
10	11/05/25	168	41	130	165	183	478	601	4517	27	167.30	-	168.29	=	-1.00	218	567	262	699
11	11/12/25	167	42	180	194	140	514	640	5031	30	167.70	-	167.30	=	0.40	218	567	262	699
12	11/19/25	167	42	154	148	157	459	585	5490	33	166.36	-	167.70	=	-1.34	218	567	262	699
13	11/26/25	166	43	170	144	158	472	601	5962	36	165.61	-	166.36	=	-0.75	218	567	262	699
14	12/03/25	165	44	163	154	202	519	651	6481	39	166.18	-	165.61	=	0.57	218	567	262	699
15	12/10/25	166	43	138	155	194	487	616	6968	42	165.90	-	166.18	=	-0.27	218	567	262	699
16	12/17/25	165	44	201	194	185	580	712	7548	45	167.73	-	165.90	=	1.83	218	580	262	712

End of 1st split

17	01/07/26	167	42	111	147	121	379	505	7927	48	165.15	-	167.73	=	-2.59	218	580	262	712
18	01/14/26	165	44	133	128	112	373	505	8300	51	162.75	-	165.15	=	-2.40	218	580	262	712
19	01/21/26	162	46	a162	a162	a162	486	624	8300	51	162.75	-	162.75	=	0.00	218	580	262	712
20	01/28/26	162	46	a162	a162	a162	486	624	8300	51	162.75	-	162.75	=	0.00	218	580	262	712
21	02/04/26	162	46	a162	a162	a162	486	624	8300	51	162.75	-	162.75	=	0.00	218	580	262	712
22	02/11/26	162	46	a162	a162	a162	486	624	8300	51	162.75	-	162.75	=	0.00	218	580	262	712
23	02/18/26	162	46	162	174	151	487	625	8787	54	162.72	-	162.75	=	-0.02	218	580	262	712
24	02/25/26	162	46	132	130	143	405	543	9192	57	161.26	-	162.72	=	-1.46	218	580	262	712
25	03/04/26	161	47	188	157	144	489	630	9681	60	161.35	-	161.26	=	0.09	218	580	262	712
26	03/11/26	161	47	182	157	148	487	628	10168	63	161.40	-	161.35	=	0.05	218	580	262	712
27	03/18/26	161	47	a161	a161	a161	483	624	10168	63	161.40	-	161.40	=	0.00	218	580	262	712
28	03/25/26	161	47	169	149	164	482	623	10650	66	161.36	-	161.40	=	-0.03	218	580	262	712
29	04/01/26	161	47	204	138	174	516	657	11166	69	161.83	-	161.36	=	0.46	218	580	262	712
30	04/08/26	161	47	a161	a161	a161	483	624	11166	69	161.83	-	161.83	=	0.00	218	580	262	712
31	04/15/26	161	47	132	214	177	523	664	11689	72	162.35	-	161.83	=	0.52	218	580	262	712
32	04/22/26	162	46	a162	a162	a162	486	624	11689	72	162.35	-	162.35	=	0.00	218	580	262	712
33	04/29/26	162	46	a162	a162	a162	486	624	11689	72	162.35	-	162.35	=	0.00	218	580	262	712

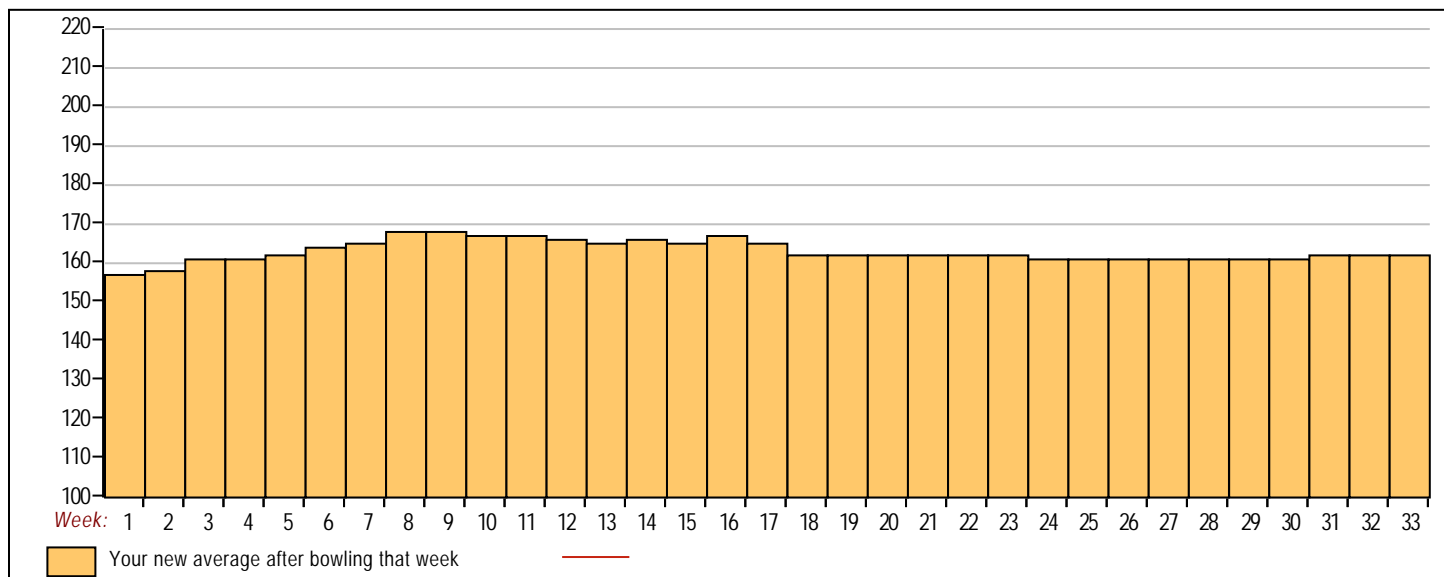
End of 2nd split

<u><100</u>	<u>100's</u>	<u>125's</u>	<u>150's</u>	<u>175's</u>	<u>200's</u>	<u>225's</u>	<u>250's</u>	<u>275's</u>	<u>300's</u>
	3	19	29	16	5				
<u><400</u>	<u>400's</u>	<u>450's</u>	<u>500's</u>	<u>550's</u>	<u>600's</u>	<u>650's</u>	<u>700's</u>	<u>750's</u>	<u>800's</u>
2	1	12	7	2					

Avg of Game 1 Avg of Game 2 Avg of Game 3
 162.42 163.63 161.00

High game of 218 on week 8 High series of 580 on week 16 High average of 168.29 after bowling week 8
 Low game of 111 on week 17 Low series of 373 on week 18 Low average of 157.00 after bowling week 1

High Scores by Game
 Game #1: 218 on week 8 Game #2: 214 on week 31 Game #3: 202 on week 14



Note: This report includes information through April 29 which is Week 33 of 33

Kevin Yeung's Bowling Record - Team 21: Team 21

Week No.	Bowling Date	Old Avg	Old HDCP	-			Total	HDCP Total	Pins	Gms	---Average Change---			High Game	High Sers	HDCP Game	HDCP Sers		
				-1-	-2-	-3-					New	Old	---> +/-						
1	09/03/25	bk181	31	176	171	176	523	616	523	3	174.33	-	0.00	=	174.33	176	523	207	616
2	09/10/25	bk181	31	182	231	260	673	766	1196	6	199.33	-	174.33	=	25.00	260	673	291	766
3	09/17/25	bk181	31	154	161	165	480	573	1676	9	186.22	-	199.33	=	-13.11	260	673	291	766
4	09/24/25	186	27	124	192	147	463	544	2139	12	178.25	-	186.22	=	-7.97	260	673	291	766
5	10/01/25	178	33	185	190	129	504	603	2643	15	176.20	-	178.25	=	-2.05	260	673	291	766
6	10/08/25	176	35	185	138	174	497	602	3140	18	174.44	-	176.20	=	-1.76	260	673	291	766
7	10/15/25	174	36	168	156	149	473	581	3613	21	172.05	-	174.44	=	-2.40	260	673	291	766
8	10/22/25	172	38	172	185	146	503	617	4116	24	171.50	-	172.05	=	-0.55	260	673	291	766
9	10/29/25	171	39	198	168	177	543	660	4659	27	172.56	-	171.50	=	1.06	260	673	291	766
10	11/05/25	172	38	172	148	200	520	634	5179	30	172.63	-	172.56	=	0.08	260	673	291	766
11	11/12/25	172	38	167	223	172	562	676	5741	33	173.97	-	172.63	=	1.34	260	673	291	766
12	11/19/25	173	37	210	243	183	636	747	6377	36	177.14	-	173.97	=	3.17	260	673	291	766
13	11/26/25	177	34	201	169	181	551	653	6928	39	177.64	-	177.14	=	0.50	260	673	291	766
14	12/03/25	177	34	184	195	184	563	665	7491	42	178.36	-	177.64	=	0.72	260	673	291	766
15	12/10/25	178	33	146	134	180	460	559	7951	45	176.69	-	178.36	=	-1.67	260	673	291	766
16	12/17/25	176	35	179	199	141	519	624	8470	48	176.46	-	176.69	=	-0.23	260	673	291	766

End of 1st split

17	01/07/26	176	35	149	138	161	448	553	8918	51	174.86	-	176.46	=	-1.60	260	673	291	766
18	01/14/26	174	36	157	178	190	525	633	9443	54	174.87	-	174.86	=	0.01	260	673	291	766
19	01/21/26	174	36	154	167	183	504	612	9947	57	174.51	-	174.87	=	-0.36	260	673	291	766
20	01/28/26	174	36	182	193	193	568	676	10515	60	175.25	-	174.51	=	0.74	260	673	291	766
21	02/04/26	175	36	141	179	128	448	556	10963	63	174.02	-	175.25	=	-1.23	260	673	291	766
22	02/11/26	174	36	193	130	183	506	614	11469	66	173.77	-	174.02	=	-0.24	260	673	291	766
23	02/18/26	173	37	171	180	237	588	699	12057	69	174.74	-	173.77	=	0.97	260	673	291	766
24	02/25/26	174	36	180	147	234	561	669	12618	72	175.25	-	174.74	=	0.51	260	673	291	766
25	03/04/26	175	36	207	169	179	555	663	13173	75	175.64	-	175.25	=	0.39	260	673	291	766
26	03/11/26	175	36	212	247	193	652	760	13825	78	177.24	-	175.64	=	1.60	260	673	291	766
27	03/18/26	177	34	203	183	174	560	662	14385	81	177.59	-	177.24	=	0.35	260	673	291	766
28	03/25/26	177	34	147	183	150	480	582	14865	84	176.96	-	177.59	=	-0.63	260	673	291	766
29	04/01/26	176	35	168	223	210	601	706	15466	87	177.77	-	176.96	=	0.81	260	673	291	766
30	04/08/26	177	34	223	160	162	545	647	16011	90	177.90	-	177.77	=	0.13	260	673	291	766
31	04/15/26	177	34	213	157	170	540	642	16551	93	177.97	-	177.90	=	0.07	260	673	291	766
32	04/22/26	177	34	212	158	176	546	648	17097	96	178.09	-	177.97	=	0.13	260	673	291	766
33	04/29/26	178	33	206	214	177	597	696	17097	96	178.09	-	178.09	=	0.00	260	673	291	766

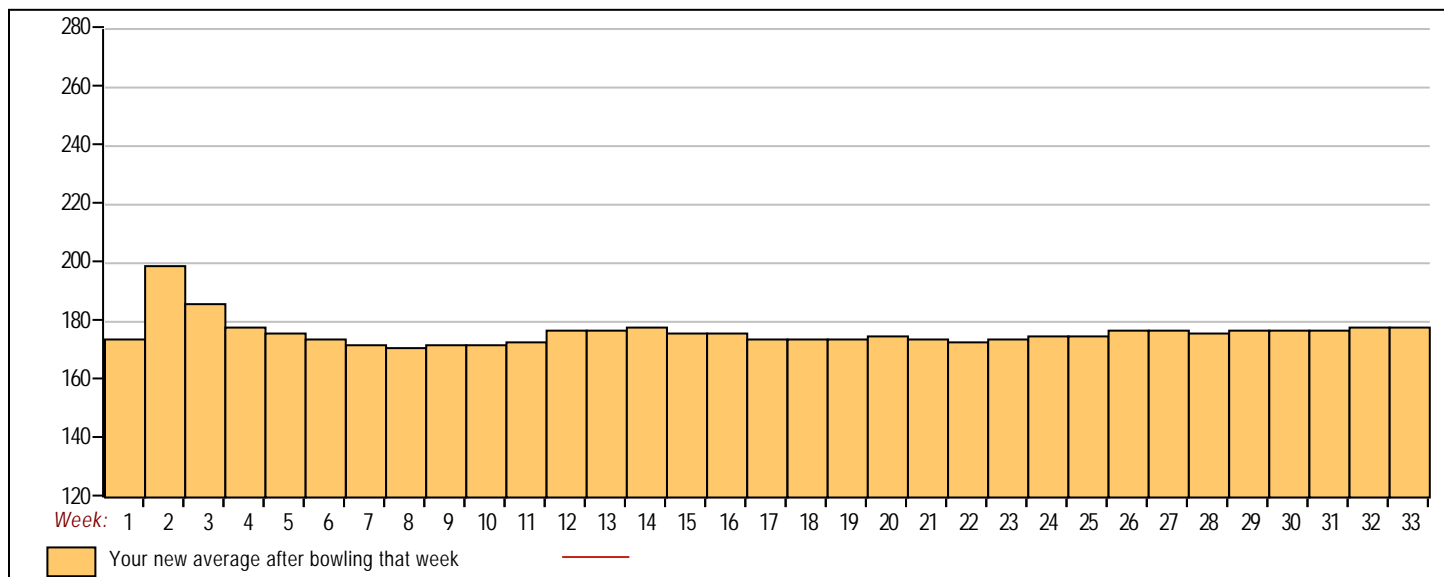
End of 2nd split

<u><100</u>	<u>100's</u>	<u>125's</u>	<u>150's</u>	<u>175's</u>	<u>200's</u>	<u>225's</u>	<u>250's</u>	<u>275's</u>	<u>300's</u>
	1	16	27	35	14	5	1		
<u><400</u>	<u>400's</u>	<u>450's</u>	<u>500's</u>	<u>550's</u>	<u>600's</u>	<u>650's</u>	<u>700's</u>	<u>750's</u>	<u>800's</u>
	2	6	12	9	2	2			

Avg of Game 1 Avg of Game 2 Avg of Game 3
 179.42 179.06 177.70

High game of 260 on week 2 High series of 673 on week 2 High average of 199.33 after bowling week 2
 Low game of 124 on week 4 Low series of 448 on week 17 Low average of 171.50 after bowling week 8

High Scores by Game
 Game #1: 223 on week 30 Game #2: 247 on week 26 Game #3: 260 on week 2



Note: This report includes information through April 29 which is Week 33 of 33

Daniel Chin's Bowling Record - Team 21: Team 21

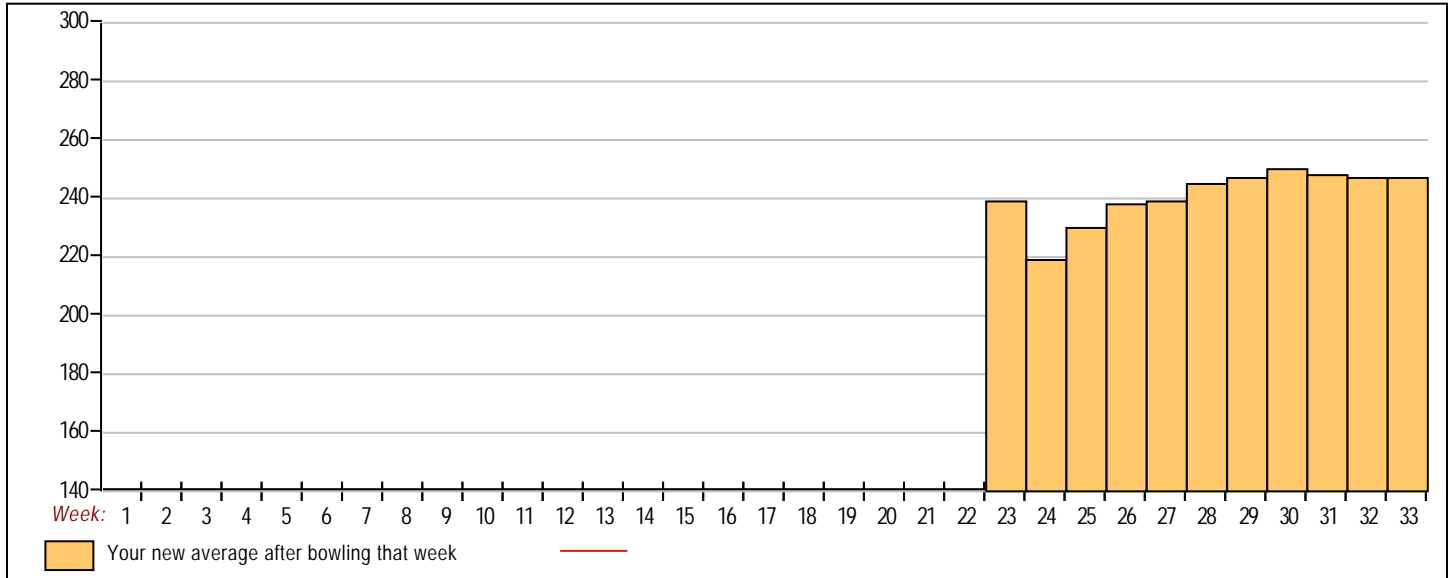
Week No.	Bowling Date	Old Avg	Old HDCP	-1-	-2-	-3-	Total	HDCP Total	Pins	Gms	---Average Change---			High Game	High Sers	HDCP Game	HDCP Sers		
											New	Old	Change +/-						
End of 1st split																			
20	01/28/26	bk239	0				0	0	0	0	-	0.00	=	0.00	0	0			
21	02/04/26	bk239	0				0	0	0	0	-	0.00	=	0.00	0	0			
22	02/11/26	bk239	0				0	0	0	0	-	0.00	=	0.00	0	0			
23	02/18/26	bk239	0	279	208	232	719	719	719	3	239.67	-	0.00	=	239.67	279	719	279	719
24	02/25/26	bk239	0	191	202	207	600	600	1319	6	219.83	-	239.67	=	-19.83	279	719	279	719
25	03/04/26	bk239	0	237	258	259	754	754	2073	9	230.33	-	219.83	=	10.50	279	754	279	754
26	03/11/26	230	0	300	259	234	793	793	2866	12	238.83	-	230.33	=	8.50	300	793	300	793
27	03/18/26	238	0	221	276	235	732	732	3598	15	239.87	-	238.83	=	1.03	300	793	300	793
28	03/25/26	239	0	260	264	300	824	824	4422	18	245.67	-	239.87	=	5.80	300	824	300	824
29	04/01/26	245	0	278	265	236	779	779	5201	21	247.67	-	245.67	=	2.00	300	824	300	824
30	04/08/26	247	0	268	300	231	799	799	6000	24	250.00	-	247.67	=	2.33	300	824	300	824
31	04/15/26	250	0	246	237	223	706	706	6706	27	248.37	-	250.00	=	-1.63	300	824	300	824
32	04/22/26	248	0	245	214	250	709	709	7415	30	247.17	-	248.37	=	-1.20	300	824	300	824
33	04/29/26	247	0	150	237	209	596	596	7415	30	247.17	-	247.17	=	0.00	300	824	300	824

End of 2nd split

<u><100</u>	<u>100's</u>	<u>125's</u>	<u>150's</u>	<u>175's</u>	<u>200's</u>	<u>225's</u>	<u>250's</u>	<u>275's</u>	<u>300's</u>
			1	1	7	10	8	3	3
<u><400</u>	<u>400's</u>	<u>450's</u>	<u>500's</u>	<u>550's</u>	<u>600's</u>	<u>650's</u>	<u>700's</u>	<u>750's</u>	<u>800's</u>
				1	1		4	4	1
			<u>Avg of Game 1</u>	<u>Avg of Game 2</u>	<u>Avg of Game 3</u>				
			243.18	247.27	237.82				

High game of 300 on week 26 High series of 824 on week 28 High average of 250.00 after bowling week 30
 Low game of 150 on week 33 Low series of 596 on week 33 Low average of 219.83 after bowling week 24

High Scores by Game
 Game #1: 300 on week 26 Game #2: 300 on week 30 Game #3: 300 on week 28



Note: This report includes information through April 29 which is Week 33 of 33

Joseph Dela Cruz's Bowling Record - Team 21: Team 21

Week No.	Bowling Date	Old Avg	Old HDCP	-1-	-2-	-3-	Total	HDCP Total	Pins	Gms	---Average Change---			High Game	High Sers	HDCP Game	HDCP Sers	
											New	Old	Change +/-					
13	11/26/25	0	0				0	0	0	0	-	0.00	=	0.00	0	0		
14	12/03/25	189	24	167	208	193	568	640	568	3	189.33	-	0.00	=	189.33	208	568	
15	12/10/25	170	40	129	201	124	454	574	1022	6	170.33	-	189.33	=	-19.00	208	568	
16	12/17/25	183	29	200	258	168	626	713	1648	9	183.11	-	170.33	=	12.78	258	626	

End of 1st split

17	01/07/26	183	29	156	170	166	492	579	2140	12	178.33	-	183.11	=	-4.78	258	626	199	579
18	01/14/26	178	33	180	164	134	478	577	2618	15	174.53	-	178.33	=	-3.80	258	626	213	579
19	01/21/26	174	36	a174	a174	a174	522	630	2618	15	174.53	-	174.53	=	0.00	258	626	213	579
20	01/28/26	174	36	a174	a174	a174	522	630	2618	15	174.53	-	174.53	=	0.00	258	626	213	579
21	02/04/26	174	36	a174	a174	a174	522	630	2618	15	174.53	-	174.53	=	0.00	258	626	213	579
22	02/11/26	174	0				0	0	2618	15	174.53	-	174.53	=	0.00	258	626	213	579
23	02/18/26	174	0				0	0	2618	15	174.53	-	174.53	=	0.00	258	626	213	579
24	02/25/26	174	0				0	0	2618	15	174.53	-	174.53	=	0.00	258	626	213	579
25	03/04/26	174	0				0	0	2618	15	174.53	-	174.53	=	0.00	258	626	213	579
26	03/11/26	174	0				0	0	2618	15	174.53	-	174.53	=	0.00	258	626	213	579
27	03/18/26	174	0				0	0	2618	15	174.53	-	174.53	=	0.00	258	626	213	579
28	03/25/26	174	0				0	0	2618	15	174.53	-	174.53	=	0.00	258	626	213	579
29	04/01/26	174	0				0	0	2618	15	174.53	-	174.53	=	0.00	258	626	213	579
30	04/08/26	174	0				0	0	2618	15	174.53	-	174.53	=	0.00	258	626	213	579
31	04/15/26	174	0				0	0	2618	15	174.53	-	174.53	=	0.00	258	626	213	579
32	04/22/26	174	0				0	0	2618	15	174.53	-	174.53	=	0.00	258	626	213	579
33	04/29/26	174	36				0	0	2618	15	174.53	-	174.53	=	0.00	258	626	213	579

End of 2nd split

<u><100</u>	<u>100's</u>	<u>125's</u>	<u>150's</u>	<u>175's</u>	<u>200's</u>	<u>225's</u>	<u>250's</u>	<u>275's</u>	<u>300's</u>
	1	2	6	2	3		1		
<u><400</u>	<u>400's</u>	<u>450's</u>	<u>500's</u>	<u>550's</u>	<u>600's</u>	<u>650's</u>	<u>700's</u>	<u>750's</u>	<u>800's</u>
		3		1	1				

<u>Avg of Game 1</u>	<u>Avg of Game 2</u>	<u>Avg of Game 3</u>
166.40	200.20	157.00

High game of 258 on week 16 High series of 626 on week 16 High average of 189.33 after bowling week 14
 Low game of 124 on week 15 Low series of 454 on week 15 Low average of 170.33 after bowling week 15

High Scores by Game
 Game #1: 200 on week 16 Game #2: 258 on week 16 Game #3: 193 on week 14

