

Note: This report includes information through April 15 which is Week 31 of 33

Robert Buendia's Bowling Record - Team 20: Team 20

Week No.	Bowling Date	Old Avg	Old HDCP	-1- -2- -3-			Total	HDCP Total	Pins	Gms	---Average Change---			High Game	High Sers	HDCP Game	HDCP Sers
				-1-	-2-	-3-					New	Old	---> +/-				
1	09/03/25	bk183	29	187	193	211	591	678	591	3	197.00	- 0.00	= 197.00	211	591	240	678
2	09/10/25	bk183	29	160	179	199	538	625	1129	6	188.17	- 197.00	= -8.83	211	591	240	678
3	09/17/25	bk183	29	191	200	186	577	664	1706	9	189.56	- 188.17	= 1.39	211	591	240	678
4	09/24/25	189	24	235	215	215	665	737	2371	12	197.58	- 189.56	= 8.03	235	665	259	737
5	10/01/25	197	18	a197	a197	a197	591	645	2371	12	197.58	- 197.58	= 0.00	235	665	259	737
6	10/08/25	197	0				0	0	2371	12	197.58	- 197.58	= 0.00	235	665	259	737
7	10/15/25	197	18	182	193	246	621	675	2992	15	199.47	- 197.58	= 1.88	246	665	264	737
8	10/22/25	199	16	172	171	204	547	595	3539	18	196.61	- 199.47	= -2.86	246	665	264	737
9	10/29/25	196	19	150	170	170	490	547	4029	21	191.86	- 196.61	= -4.75	246	665	264	737
10	11/05/25	191	23	192	200	176	568	637	4597	24	191.54	- 191.86	= -0.32	246	665	264	737
11	11/12/25	191	23	220	148	150	518	587	5115	27	189.44	- 191.54	= -2.10	246	665	264	737
12	11/19/25	189	24	193	161	184	538	610	5653	30	188.43	- 189.44	= -1.01	246	665	264	737
13	11/26/25	188	25	205	202	212	619	694	6272	33	190.06	- 188.43	= 1.63	246	665	264	737
14	12/03/25	190	24	158	146	117	421	493	6693	36	185.92	- 190.06	= -4.14	246	665	264	737
15	12/10/25	185	28	237	213	198	648	732	7341	39	188.23	- 185.92	= 2.31	246	665	265	737
16	12/17/25	188	25	160	187	177	524	599	7865	42	187.26	- 188.23	= -0.97	246	665	265	737

End of 1st split

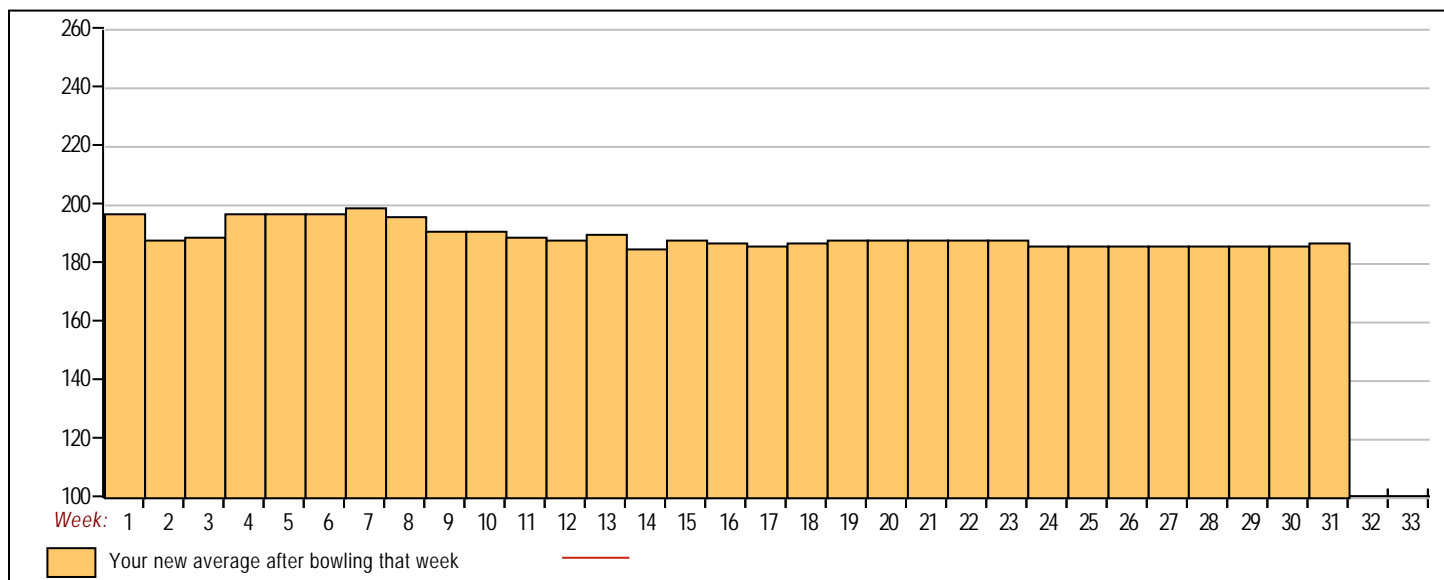
17	01/07/26	187	26	137	186	202	525	603	8390	45	186.44	- 187.26	= -0.82	246	665	265	737
18	01/14/26	186	27	211	194	225	630	711	9020	48	187.92	- 186.44	= 1.47	246	665	265	737
19	01/21/26	187	26	172	201	201	574	652	9594	51	188.12	- 187.92	= 0.20	246	665	265	737
20	01/28/26	188	25	a188	a188	a188	564	639	9594	51	188.12	- 188.12	= 0.00	246	665	265	737
21	02/04/26	188	25	204	205	189	598	673	10192	54	188.74	- 188.12	= 0.62	246	665	265	737
22	02/11/26	188	25	205	161	202	568	643	10760	57	188.77	- 188.74	= 0.03	246	665	265	737
23	02/18/26	188	25	167	174	187	528	603	11288	60	188.13	- 188.77	= -0.64	246	665	265	737
24	02/25/26	188	25	157	125	189	471	546	11759	63	186.65	- 188.13	= -1.48	246	665	265	737
25	03/04/26	186	27	a186	a186	a186	558	639	11759	63	186.65	- 186.65	= 0.00	246	665	265	737
26	03/11/26	186	27	a186	a186	a186	558	639	11759	63	186.65	- 186.65	= 0.00	246	665	265	737
27	03/18/26	186	27	193	191	152	536	617	12295	66	186.29	- 186.65	= -0.36	246	665	265	737
28	03/25/26	186	27	159	214	207	580	661	12875	69	186.59	- 186.29	= 0.31	246	665	265	737
29	04/01/26	186	27	168	182	207	557	638	13432	72	186.56	- 186.59	= -0.04	246	665	265	737
30	04/08/26	186	27	a186	a186	a186	558	639	13432	72	186.56	- 186.56	= 0.00	246	665	265	737
31	04/15/26	186	27	248	198	176	622	703	14054	75	187.39	- 186.56	= 0.83	248	665	275	737

<100	100's	125's	150's	175's	200's	225's	250's	275's	300's
	1	4	18	25	22	5			
<400	400's	450's	500's	550's	600's	650's	700's	750's	800's
	1	2	8	8	5	1			

Avg of Game 1	Avg of Game 2	Avg of Game 3
186.52	184.36	191.28

High game of 248 on week 31 High series of 665 on week 4 High average of 199.47 after bowling week 7
 Low game of 117 on week 14 Low series of 421 on week 14 Low average of 185.92 after bowling week 14

High Scores by Game
 Game #1: 248 on week 31 Game #2: 215 on week 4 Game #3: 246 on week 7



Note: This report includes information through April 15 which is Week 31 of 33

Dan Buckley's Bowling Record - Team 20: Team 20

Week No.	Bowling Date	Old Avg	Old HDCP	-1- -2- -3-			Total	HDCP Total	Pins	Gms	---Average Change---			High Game	High Sers	HDCP Game	HDCP Sers
											New - Old	---> +/-					
1	09/03/25	bk190	24	144	172	222	538	610	538	3	179.33	- 0.00	= 179.33	222	538	246	610
2	09/10/25	bk190	24	213	139	140	492	564	1030	6	171.67	- 179.33	= -7.67	222	538	246	610
3	09/17/25	bk190	24	138	213	186	537	609	1567	9	174.11	- 171.67	= 2.44	222	538	246	610
4	09/24/25	180	32	238	212	161	611	707	2178	12	181.50	- 174.11	= 7.39	238	611	270	707
5	10/01/25	181	31	216	202	179	597	690	2775	15	185.00	- 181.50	= 3.50	238	611	270	707
6	10/08/25	185	28	137	182	178	497	581	3272	18	181.78	- 185.00	= -3.22	238	611	270	707
7	10/15/25	181	31	205	167	160	532	625	3804	21	181.14	- 181.78	= -0.63	238	611	270	707
8	10/22/25	181	31	219	201	167	587	680	4391	24	182.96	- 181.14	= 1.82	238	611	270	707
9	10/29/25	182	30	231	162	246	639	729	5030	27	186.30	- 182.96	= 3.34	246	639	276	729
10	11/05/25	186	27	231	244	211	686	767	5716	30	190.53	- 186.30	= 4.24	246	686	276	767
11	11/12/25	190	24	158	202	224	584	656	6300	33	190.91	- 190.53	= 0.38	246	686	276	767
12	11/19/25	190	24	173	211	202	586	658	6886	36	191.28	- 190.91	= 0.37	246	686	276	767
13	11/26/25	191	23	177	183	200	560	629	7446	39	190.92	- 191.28	= -0.35	246	686	276	767
14	12/03/25	190	24	201	185	189	575	647	8021	42	190.98	- 190.92	= 0.05	246	686	276	767
15	12/10/25	190	24	222	171	172	565	637	8586	45	190.80	- 190.98	= -0.18	246	686	276	767
16	12/17/25	190	24	129	211	198	538	610	9124	48	190.08	- 190.80	= -0.72	246	686	276	767

End of 1st split

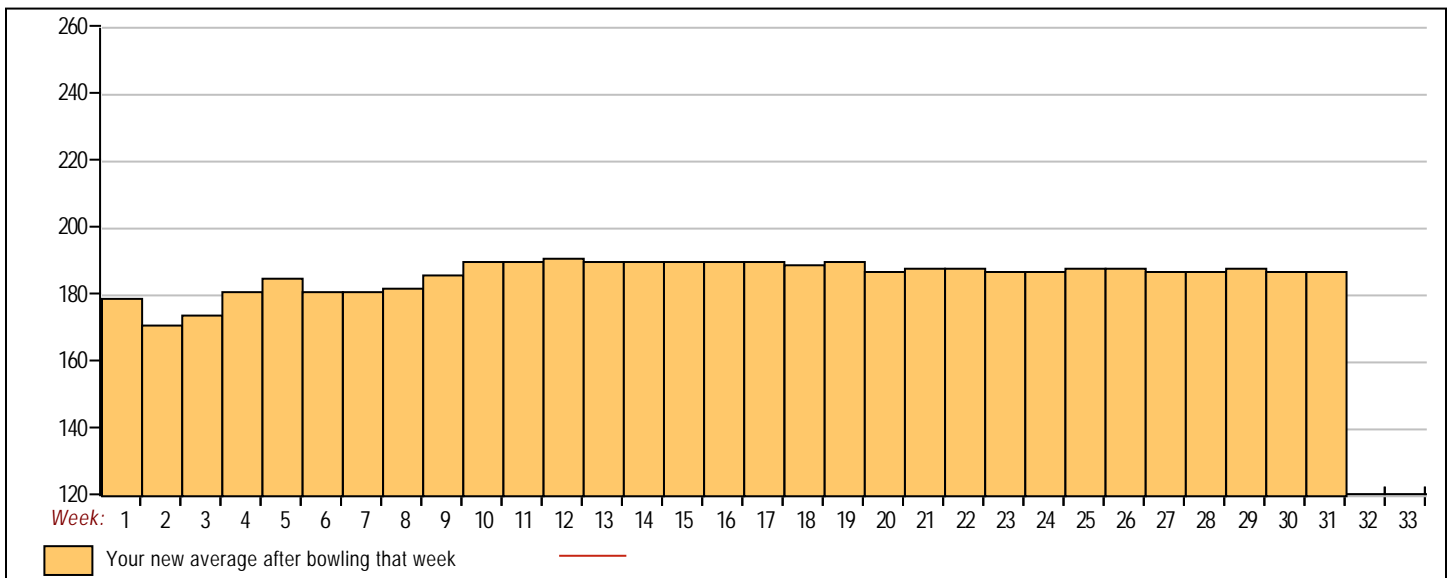
17	01/07/26	190	24	a190	a190	a190	570	642	9124	48	190.08	- 190.08	= 0.00	246	686	276	767
18	01/14/26	190	24	186	149	187	522	594	9646	51	189.14	- 190.08	= -0.95	246	686	276	767
19	01/21/26	189	24	202	213	202	617	689	10263	54	190.06	- 189.14	= 0.92	246	686	276	767
20	01/28/26	190	24	145	155	138	438	510	10701	57	187.74	- 190.06	= -2.32	246	686	276	767
21	02/04/26	187	26	186	225	201	612	690	11313	60	188.55	- 187.74	= 0.81	246	686	276	767
22	02/11/26	188	25	148	158	235	541	616	11854	63	188.16	- 188.55	= -0.39	246	686	276	767
23	02/18/26	188	25	157	201	192	550	625	12404	66	187.94	- 188.16	= -0.22	246	686	276	767
24	02/25/26	187	26	a187	a187	a187	561	639	12404	66	187.94	- 187.94	= 0.00	246	686	276	767
25	03/04/26	187	26	188	224	184	596	674	13000	69	188.41	- 187.94	= 0.47	246	686	276	767
26	03/11/26	188	25	171	182	205	558	633	13558	72	188.31	- 188.41	= -0.10	246	686	276	767
27	03/18/26	188	25	176	203	159	538	613	14096	75	187.95	- 188.31	= -0.36	246	686	276	767
28	03/25/26	187	26	204	171	172	547	625	14643	78	187.73	- 187.95	= -0.22	246	686	276	767
29	04/01/26	187	26	236	201	168	605	683	15248	81	188.25	- 187.73	= 0.52	246	686	276	767
30	04/08/26	188	25	149	164	167	480	555	15728	84	187.24	- 188.25	= -1.01	246	686	276	767
31	04/15/26	187	26	201	201	148	550	628	16278	87	187.10	- 187.24	= -0.13	246	686	276	767

<100	100's	125's	150's	175's	200's	225's	250's	275's	300's
		12	20	17	30	8			
<400	400's	450's	500's	550's	600's	650's	700's	750's	800's
	1	3	8	11	5	1			

Avg of Game 1	Avg of Game 2	Avg of Game 3
185.55	189.79	185.97

High game of 246 on week 9 High series of 686 on week 10 High average of 191.28 after bowling week 12
 Low game of 129 on week 16 Low series of 438 on week 20 Low average of 171.67 after bowling week 2

High Scores by Game
 Game #1: 238 on week 4 Game #2: 244 on week 10 Game #3: 246 on week 9



Note: This report includes information through April 15 which is Week 31 of 33

Matt Garet's Bowling Record - Team 20: Team 20

Week No.	Bowling Date	Old Avg	Old HDCP	-			Total	HDCP Total	Pins	Gms	---Average Change---			High Game	High Sers	HDCP Game	HDCP Sers		
				-1-	-2-	-3-					New - Old	---> +/-							
1	09/03/25	bk206	0				0	0	0	0	-	0.00	=	0.00	0	0			
2	09/10/25	bk206	11	171	226	211	608	641	608	3	202.67	-	0.00	=	202.67	226	608	237	641
3	09/17/25	bk206	11	223	232	190	645	678	1253	6	208.83	-	202.67	=	6.17	232	645	243	678
4	09/24/25	bk206	11	197	234	150	581	614	1834	9	203.78	-	208.83	=	-5.06	234	645	245	678
5	10/01/25	203	13	a203	a203	a203	609	648	1834	9	203.78	-	203.78	=	0.00	234	645	245	678
6	10/08/25	203	13	238	152	165	555	594	2389	12	199.08	-	203.78	=	-4.69	238	645	251	678
7	10/15/25	199	16	181	192	181	554	602	2943	15	196.20	-	199.08	=	-2.88	238	645	251	678
8	10/22/25	196	19	a196	a196	a196	588	645	2943	15	196.20	-	196.20	=	0.00	238	645	251	678
9	10/29/25	196	19	197	157	233	587	644	3530	18	196.11	-	196.20	=	-0.09	238	645	252	678
10	11/05/25	196	19	205	198	177	580	637	4110	21	195.71	-	196.11	=	-0.40	238	645	252	678
11	11/12/25	196	19	149	225	173	547	604	4657	24	194.04	-	195.71	=	-1.67	238	645	252	678
12	11/19/25	196	19	a196	a196	a196	588	645	4657	24	194.04	-	194.04	=	0.00	238	645	252	678
13	11/26/25	196	19	196	234	191	621	678	5278	27	195.48	-	194.04	=	1.44	238	645	253	678
14	12/03/25	196	19	a196	a196	a196	588	645	5278	27	195.48	-	195.48	=	0.00	238	645	253	678
15	12/10/25	196	19	205	209	184	598	655	5876	30	195.87	-	195.48	=	0.39	238	645	253	678
16	12/17/25	196	19	179	216	215	610	667	6486	33	196.55	-	195.87	=	0.68	238	645	253	678

End of 1st split

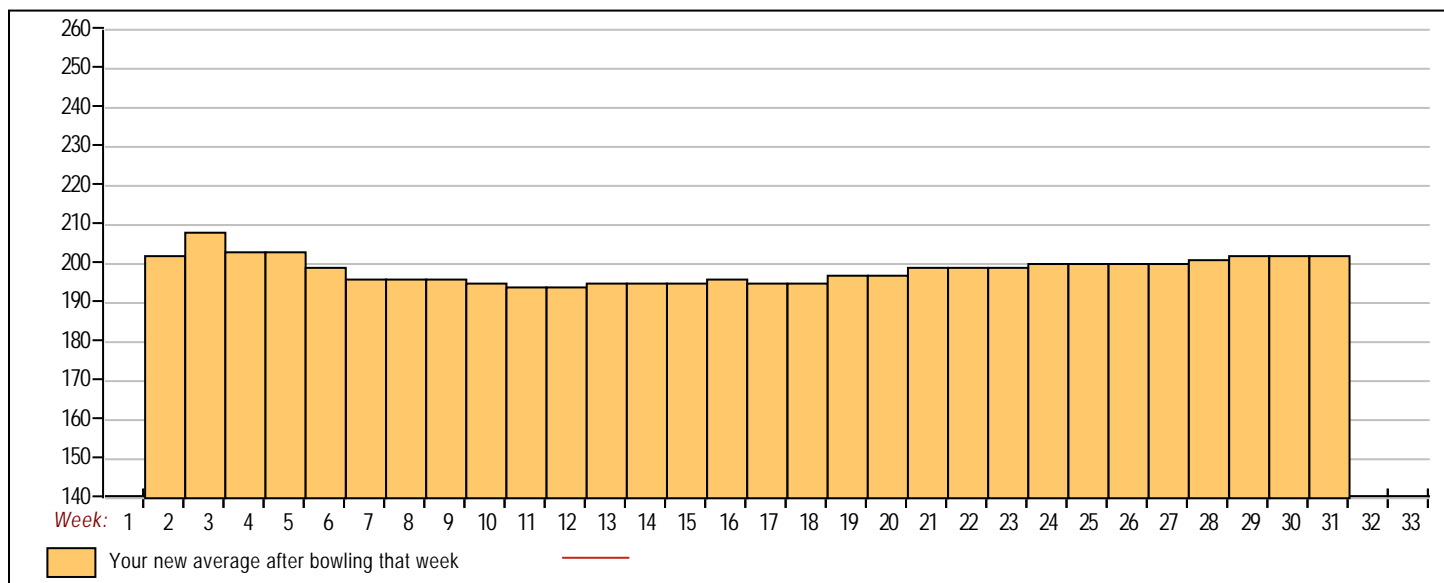
17	01/07/26	196	19	157	210	175	542	599	7028	36	195.22	-	196.55	=	-1.32	238	645	253	678
18	01/14/26	196	19	a196	a196	a196	588	645	7028	36	195.22	-	195.22	=	0.00	238	645	253	678
19	01/21/26	196	19	258	244	185	687	744	7715	39	197.82	-	195.22	=	2.60	258	687	277	744
20	01/28/26	197	18	a197	a197	a197	591	645	7715	39	197.82	-	197.82	=	0.00	258	687	277	744
21	02/04/26	197	18	232	204	211	647	701	8362	42	199.10	-	197.82	=	1.27	258	687	277	744
22	02/11/26	199	16	a199	a199	a199	597	645	8362	42	199.10	-	199.10	=	0.00	258	687	277	744
23	02/18/26	199	16	227	245	158	630	678	8992	45	199.82	-	199.10	=	0.73	258	687	277	744
24	02/25/26	199	16	188	212	232	632	680	9624	48	200.50	-	199.82	=	0.68	258	687	277	744
25	03/04/26	200	16	216	201	205	622	670	10246	51	200.90	-	200.50	=	0.40	258	687	277	744
26	03/11/26	200	0				0	0	10246	51	200.90	-	200.90	=	0.00	258	687	277	744
27	03/18/26	200	16	182	207	193	582	630	10828	54	200.52	-	200.90	=	-0.38	258	687	277	744
28	03/25/26	200	16	214	195	230	639	687	11467	57	201.18	-	200.52	=	0.66	258	687	277	744
29	04/01/26	201	15	232	227	212	671	716	12138	60	202.30	-	201.18	=	1.12	258	687	277	744
30	04/08/26	202	14	168	204	222	594	636	12732	63	202.10	-	202.30	=	-0.20	258	687	277	744
31	04/15/26	202	14	244	196	181	621	663	13353	66	202.32	-	202.10	=	0.22	258	687	277	744

<100	100's	125's	150's	175's	200's	225's	250's	275's	300's
		1	9	20	19	16	1		
<400	400's	450's	500's	550's	600's	650's	700's	750's	800's
			2	8	10	2			

Avg of Game 1	Avg of Game 2	Avg of Game 3
202.68	210.00	194.27

High game of 258 on week 19 High series of 687 on week 19 High average of 208.83 after bowling week 3
 Low game of 149 on week 11 Low series of 542 on week 17 Low average of 194.04 after bowling week 11

High Scores by Game
 Game #1: 258 on week 19 Game #2: 245 on week 23 Game #3: 233 on week 9



Note: This report includes information through April 15 which is Week 31 of 33

Tom Diedrich's Bowling Record - Team 20: Team 20

Week No.	Bowling Date	Old Avg	Old HDCP	-1-	-2-	-3-	Total	HDCP Total	Pins	Gms	---Average Change---			High Game	High Sers	HDCP Game	HDCP Sers		
											New	Old	---> +/-						
2	09/10/25	bk217	0				0	0	0	0	-	0.00	=	0.00	0	0			
3	09/17/25	bk217	0				0	0	0	0	-	0.00	=	0.00	0	0			
4	09/24/25	bk217	0				0	0	0	0	-	0.00	=	0.00	0	0			
5	10/01/25	bk217	0				0	0	0	0	-	0.00	=	0.00	0	0			
6	10/08/25	bk217	2	239	192	182	613	619	613	3	204.33	-	0.00	=	204.33	239	613	241	619
7	10/15/25	bk217	0				0	0	613	3	204.33	-	204.33	=	0.00	239	613	241	619
8	10/22/25	bk217	0				0	0	613	3	204.33	-	204.33	=	0.00	239	613	241	619
9	10/29/25	bk217	0				0	0	613	3	204.33	-	204.33	=	0.00	239	613	241	619
10	11/05/25	bk217	0				0	0	613	3	204.33	-	204.33	=	0.00	239	613	241	619
11	11/12/25	bk217	0				0	0	613	3	204.33	-	204.33	=	0.00	239	613	241	619
12	11/19/25	bk217	0				0	0	613	3	204.33	-	204.33	=	0.00	239	613	241	619
13	11/26/25	bk217	0				0	0	613	3	204.33	-	204.33	=	0.00	239	613	241	619
14	12/03/25	bk217	0				0	0	613	3	204.33	-	204.33	=	0.00	239	613	241	619
15	12/10/25	bk217	0				0	0	613	3	204.33	-	204.33	=	0.00	239	613	241	619
16	12/17/25	bk217	0				0	0	613	3	204.33	-	204.33	=	0.00	239	613	241	619

End of 1st split

17	01/07/26	bk217	0				0	0	613	3	204.33	-	204.33	=	0.00	239	613	241	619
18	01/14/26	bk217	0				0	0	613	3	204.33	-	204.33	=	0.00	239	613	241	619
19	01/21/26	bk217	0				0	0	613	3	204.33	-	204.33	=	0.00	239	613	241	619
20	01/28/26	bk217	0				0	0	613	3	204.33	-	204.33	=	0.00	239	613	241	619
21	02/04/26	bk217	0				0	0	613	3	204.33	-	204.33	=	0.00	239	613	241	619
22	02/11/26	bk217	0				0	0	613	3	204.33	-	204.33	=	0.00	239	613	241	619
23	02/18/26	bk217	0				0	0	613	3	204.33	-	204.33	=	0.00	239	613	241	619
24	02/25/26	bk217	0				0	0	613	3	204.33	-	204.33	=	0.00	239	613	241	619
25	03/04/26	bk217	0				0	0	613	3	204.33	-	204.33	=	0.00	239	613	241	619
26	03/11/26	bk217	2	213	167	235	615	621	1228	6	204.67	-	204.33	=	0.33	239	615	241	621
27	03/18/26	bk217	0				0	0	1228	6	204.67	-	204.67	=	0.00	239	615	241	621
28	03/25/26	bk217	0				0	0	1228	6	204.67	-	204.67	=	0.00	239	615	241	621
29	04/01/26	bk217	0				0	0	1228	6	204.67	-	204.67	=	0.00	239	615	241	621
30	04/08/26	bk217	0				0	0	1228	6	204.67	-	204.67	=	0.00	239	615	241	621
31	04/15/26	bk217	2				0	0	1228	6	204.67	-	204.67	=	0.00	239	615	241	621

<100	100's	125's	150's	175's	200's	225's	250's	275's	300's
			1	2	1	2			
<400	400's	450's	500's	550's	600's	650's	700's	750's	800's
					2				

Avg of Game 1	Avg of Game 2	Avg of Game 3
226.00	179.50	208.50

High game of 239 on week 6 High series of 615 on week 26 High average of 204.67 after bowling week 26
 Low game of 167 on week 26 Low series of 613 on week 6 Low average of 204.33 after bowling week 6

High Scores by Game
 Game #1: 239 on week 6 Game #2: 192 on week 6 Game #3: 235 on week 26

