

Note: This report includes information through April 15 which is Week 31 of 33

Linda Chan's Bowling Record - Team 17: Yong Shi

Week No.	Bowling Date	Old Avg	Old HDCP	-1-	-2-	-3-	Total	HDCP Total	Pins	Gms	---Average Change---			High Game	High Sers	HDCP Game	HDCP Sers		
											New	Old	Change						
1	09/03/25	bk108	89	122	104	113	339	606	339	3	113.00	-	0.00	=	113.00	122	339	211	606
----- Week 2 was bowled after week 3 -----																			
2	09/10/25	bk108	89	109	74	84	267	534	606	6	113.00	-	0.00	=	113.00	122	339	211	606
Scores were bowled after week 3 for weeks: 2																			
3	09/17/25	bk108	89	79	67	105	251	518	857	9	95.22	-	113.00	=	-17.78	122	339	211	606
4	09/24/25	98	97	106	101	87	294	585	1151	12	95.92	-	95.22	=	0.69	122	339	211	606
5	10/01/25	98	97	97	93	88	278	569	1429	15	95.27	-	95.92	=	-0.65	122	339	211	606
6	10/08/25	98	97	91	104	106	301	592	1730	18	96.11	-	95.27	=	0.84	122	339	211	606
7	10/15/25	98	97	94	83	97	274	565	2004	21	95.43	-	96.11	=	-0.68	122	339	211	606
8	10/22/25	98	97	126	112	89	327	618	2331	24	97.13	-	95.43	=	1.70	126	339	223	618
9	10/29/25	98	97	115	97	113	325	616	2656	27	98.37	-	97.13	=	1.25	126	339	223	618
10	11/05/25	98	97	116	121	87	324	615	2980	30	99.33	-	98.37	=	0.96	126	339	223	618
11	11/12/25	99	96	121	103	113	337	625	3317	33	100.52	-	99.33	=	1.18	126	339	223	625
12	11/19/25	100	96	a100	a100	a100	300	588	3317	33	100.52	-	100.52	=	0.00	126	339	223	625
13	11/26/25	100	96	92	107	104	303	591	3620	36	100.56	-	100.52	=	0.04	126	339	223	625
14	12/03/25	100	96	95	89	90	274	562	3894	39	99.85	-	100.56	=	-0.71	126	339	223	625
15	12/10/25	99	96	101	112	93	306	594	4200	42	100.00	-	99.85	=	0.15	126	339	223	625
16	12/17/25	100	96	112	144	93	349	637	4549	45	101.09	-	100.00	=	1.09	144	349	240	637

End of 1st split

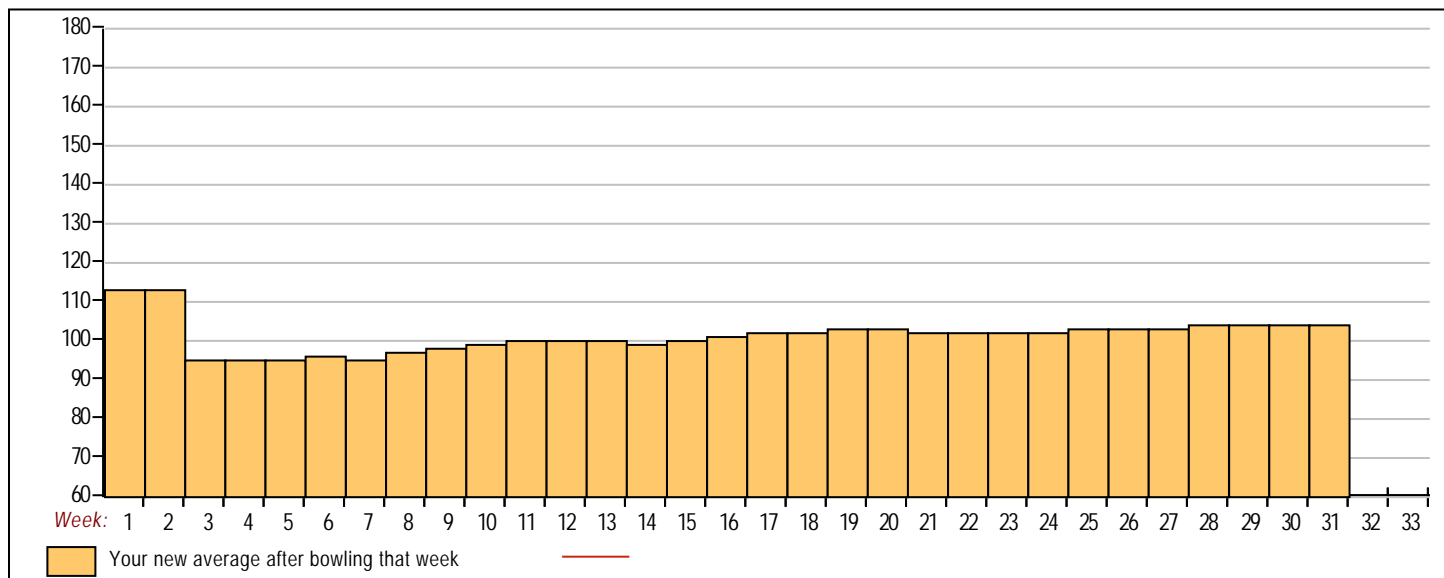
17	01/07/26	101	95	155	122	80	357	642	4906	48	102.21	-	101.09	=	1.12	155	357	250	642
18	01/14/26	102	94	112	99	111	322	604	5228	51	102.51	-	102.21	=	0.30	155	357	250	642
19	01/21/26	102	94	130	113	114	357	639	5585	54	103.43	-	102.51	=	0.92	155	357	250	642
20	01/28/26	103	93	101	132	97	330	609	5915	57	103.77	-	103.43	=	0.35	155	357	250	642
21	02/04/26	103	93	85	100	78	263	542	6178	60	102.97	-	103.77	=	-0.81	155	357	250	642
22	02/11/26	102	0				0	0	6178	60	102.97	-	102.97	=	0.00	155	357	250	642
23	02/18/26	102	0				0	0	6178	60	102.97	-	102.97	=	0.00	155	357	250	642
24	02/25/26	102	94	79	76	133	288	570	6466	63	102.63	-	102.97	=	-0.33	155	357	250	642
25	03/04/26	102	94	105	160	95	360	642	6826	66	103.42	-	102.63	=	0.79	160	360	254	642
26	03/11/26	103	93	113	105	131	349	628	7175	69	103.99	-	103.42	=	0.56	160	360	254	642
27	03/18/26	103	93	116	81	106	303	582	7478	72	103.86	-	103.99	=	-0.12	160	360	254	642
28	03/25/26	103	93	114	110	116	340	619	7818	75	104.24	-	103.86	=	0.38	160	360	254	642
29	04/01/26	104	92	74	122	118	314	590	8132	78	104.26	-	104.24	=	0.02	160	360	254	642
30	04/08/26	104	92	107	113	126	346	622	8478	81	104.67	-	104.26	=	0.41	160	360	254	642
31	04/15/26	104	92	102	98	118	318	594	8796	84	104.71	-	104.67	=	0.05	160	360	254	642

<100	100's	125's	150's	175's	200's	225's	250's	275's	300's
32	43	7	2						
<400	400's	450's	500's	550's	600's	650's	700's	750's	800's
28									

Avg of Game 1	Avg of Game 2	Avg of Game 3
106.04	105.07	103.04

High game of 160 on week 25 High series of 360 on week 25 High average of 113.00 after bowling week 1
 Low game of 67 on week 3 Low series of 251 on week 3 Low average of 95.22 after bowling week 3

High Scores by Game
 Game #1: 155 on week 17 Game #2: 160 on week 25 Game #3: 133 on week 24



Note: This report includes information through April 15 which is Week 31 of 33

Louis Chan's Bowling Record - Team 17: Yong Shi

Week No.	Bowling Date	Old Avg	Old HDCP	Old			Total	HDCP Total	Pins	Gms	---Average Change---			High Game	High Sers	HDCP Game	HDCP Sers		
				-1-	-2-	-3-					New	Old	---> +/-						
1	09/03/25	bk148	57	165	147	190	502	673	502	3	167.33	-	0.00	=	167.33	190	502	247	673
----- Week 2 was bowled after week 3 -----																			
2	09/10/25	bk148	57	107	209	143	459	630	961	6	167.33	-	0.00	=	167.33	209	502	266	673
Scores were bowled after week 3 for weeks: 2																			
3	09/17/25	bk148	57	134	144	110	388	559	1349	9	149.89	-	167.33	=	-17.44	209	502	266	673
4	09/24/25	149	56	133	141	120	394	562	1743	12	145.25	-	149.89	=	-4.64	209	502	266	673
5	10/01/25	145	60	107	156	165	422	602	2165	15	144.33	-	145.25	=	-0.92	209	502	266	673
6	10/08/25	144	60	121	104	132	357	537	2522	18	140.11	-	144.33	=	-4.22	209	502	266	673
7	10/15/25	140	64	148	152	143	443	635	2965	21	141.19	-	140.11	=	1.08	209	502	266	673
8	10/22/25	141	63	124	138	131	393	582	3358	24	139.92	-	141.19	=	-1.27	209	502	266	673
9	10/29/25	139	64	142	145	127	414	606	3772	27	139.70	-	139.92	=	-0.21	209	502	266	673
10	11/05/25	139	64	165	127	121	413	605	4185	30	139.50	-	139.70	=	-0.20	209	502	266	673
11	11/12/25	139	64	147	162	201	510	702	4695	33	142.27	-	139.50	=	2.77	209	510	266	702
12	11/19/25	142	62	157	130	142	429	615	5124	36	142.33	-	142.27	=	0.06	209	510	266	702
13	11/26/25	142	62	136	156	131	423	609	5547	39	142.23	-	142.33	=	-0.10	209	510	266	702
14	12/03/25	142	62	125	146	123	394	580	5941	42	141.45	-	142.23	=	-0.78	209	510	266	702
15	12/10/25	141	63	101	138	132	371	560	6312	45	140.27	-	141.45	=	-1.19	209	510	266	702
16	12/17/25	140	64	141	147	143	431	623	6743	48	140.48	-	140.27	=	0.21	209	510	266	702

End of 1st split

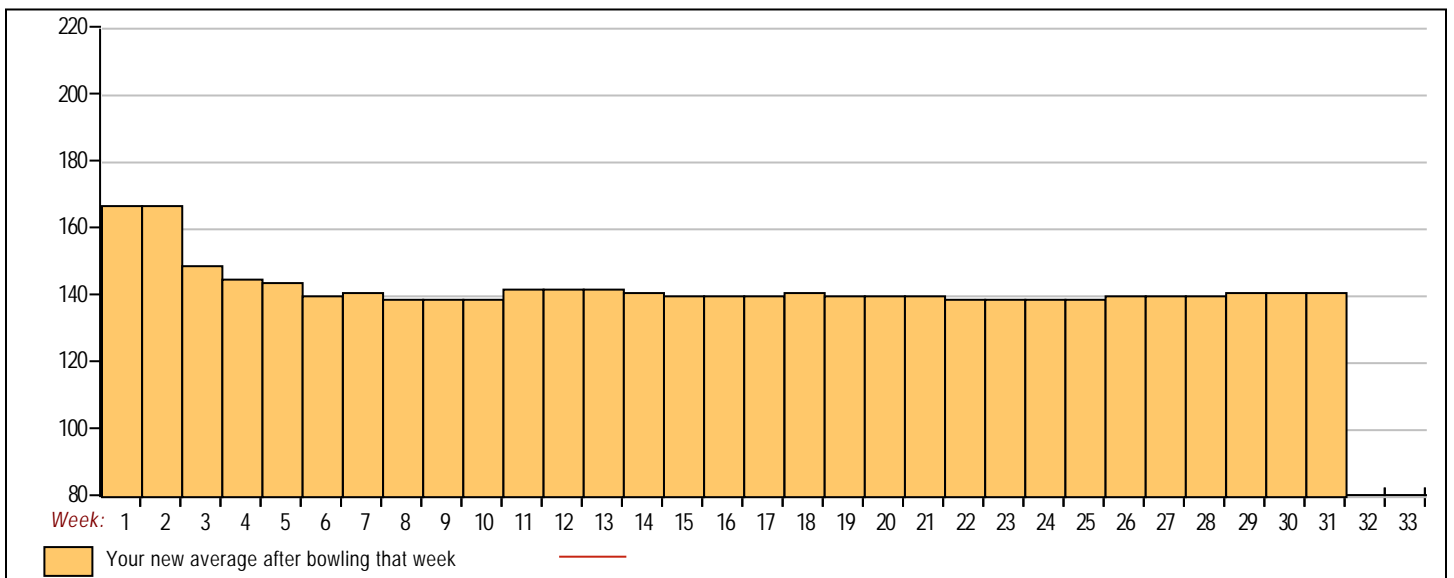
17	01/07/26	140	64	156	136	132	424	616	7167	51	140.53	-	140.48	=	0.05	209	510	266	702
18	01/14/26	140	64	169	190	120	479	671	7646	54	141.59	-	140.53	=	1.06	209	510	266	702
19	01/21/26	141	63	111	160	92	363	552	8009	57	140.51	-	141.59	=	-1.08	209	510	266	702
20	01/28/26	140	64	151	116	127	394	586	8403	60	140.05	-	140.51	=	-0.46	209	510	266	702
21	02/04/26	140	64	162	106	152	420	612	8823	63	140.05	-	140.05	=	0.00	209	510	266	702
22	02/11/26	140	64	122	160	100	382	574	9205	66	139.47	-	140.05	=	-0.58	209	510	266	702
23	02/18/26	139	64	151	125	118	394	586	9599	69	139.12	-	139.47	=	-0.35	209	510	266	702
24	02/25/26	139	64	136	166	172	474	666	10073	72	139.90	-	139.12	=	0.79	209	510	266	702
25	03/04/26	139	64	140	120	136	396	588	10469	75	139.59	-	139.90	=	-0.32	209	510	266	702
26	03/11/26	139	64	141	160	158	459	651	10928	78	140.10	-	139.59	=	0.52	209	510	266	702
27	03/18/26	140	64	158	164	101	423	615	11351	81	140.14	-	140.10	=	0.03	209	510	266	702
28	03/25/26	140	64	188	133	119	440	632	11791	84	140.37	-	140.14	=	0.23	209	510	266	702
29	04/01/26	140	64	171	154	174	499	691	12290	87	141.26	-	140.37	=	0.90	209	510	266	702
30	04/08/26	141	63	137	127	136	400	589	12690	90	141.00	-	141.26	=	-0.26	209	510	266	702
31	04/15/26	141	63	129	183	112	424	613	13114	93	141.01	-	141.00	=	0.01	209	510	266	702

<100	100's	125's	150's	175's	200's	225's	250's	275's	300's
1	21	40	25	4	2				
<400	400's	450's	500's	550's	600's	650's	700's	750's	800's
11	13	5	2						

Avg of Game 1	Avg of Game 2	Avg of Game 3
140.94	146.52	135.58

High game of 209 on week 2 High series of 510 on week 11 High average of 167.33 after bowling week 1
 Low game of 92 on week 19 Low series of 357 on week 6 Low average of 139.12 after bowling week 23

High Scores by Game
 Game #1: 188 on week 28 Game #2: 209 on week 2 Game #3: 201 on week 11



Note: This report includes information through April 15 which is Week 31 of 33

David Chan's Bowling Record - Team 17: Yong Shi

Week No.	Bowling Date	Old Avg	Old HDCP	Old			Total	HDCP Total	Pins	Gms	---Average Change---			High Game	High Sers	HDCP Game	HDCP Sers		
				-1-	-2-	-3-					New	Old	---> +/-						
1	09/03/25	bk147	58	172	105	143	420	594	420	3	140.00	-	0.00	=	140.00	172	420	230	594
----- Week 2 was bowled after week 3 -----																			
2	09/10/25	bk147	58	124	134	159	417	591	837	6	140.00	-	0.00	=	140.00	172	420	230	594
Scores were bowled after week 3 for weeks: 2																			
3	09/17/25	bk147	0				0	0	837	6	139.50	-	140.00	=	-0.50	172	420	230	594
4	09/24/25	bk147	58	135	134	196	465	639	1302	9	144.67	-	139.50	=	5.17	196	465	254	639
5	10/01/25	144	60	187	140	192	519	699	1821	12	151.75	-	144.67	=	7.08	196	519	254	699
6	10/08/25	151	55	144	161	142	447	612	2268	15	151.20	-	151.75	=	-0.55	196	519	254	699
7	10/15/25	151	55	135	156	182	473	638	2741	18	152.28	-	151.20	=	1.08	196	519	254	699
8	10/22/25	152	54	157	173	151	481	643	3222	21	153.43	-	152.28	=	1.15	196	519	254	699
9	10/29/25	153	53	144	115	116	375	534	3597	24	149.88	-	153.43	=	-3.55	196	519	254	699
10	11/05/25	149	56	173	145	120	438	606	4035	27	149.44	-	149.88	=	-0.43	196	519	254	699
11	11/12/25	149	56	125	108	188	421	589	4456	30	148.53	-	149.44	=	-0.91	196	519	254	699
12	11/19/25	148	57	163	131	141	435	606	4891	33	148.21	-	148.53	=	-0.32	196	519	254	699
13	11/26/25	148	57	158	144	170	472	643	5363	36	148.97	-	148.21	=	0.76	196	519	254	699
14	12/03/25	148	57	141	109	134	384	555	5747	39	147.36	-	148.97	=	-1.61	196	519	254	699
15	12/10/25	147	58	142	141	124	407	581	6154	42	146.52	-	147.36	=	-0.84	196	519	254	699
16	12/17/25	146	59	124	148	131	403	580	6557	45	145.71	-	146.52	=	-0.81	196	519	254	699

End of 1st split

17	01/07/26	145	60	149	135	158	442	622	6999	48	145.81	-	145.71	=	0.10	196	519	254	699
18	01/14/26	145	60	172	182	156	510	690	7509	51	147.24	-	145.81	=	1.42	196	519	254	699
19	01/21/26	147	58	178	165	156	499	673	8008	54	148.30	-	147.24	=	1.06	196	519	254	699
20	01/28/26	148	57	189	123	175	487	658	8495	57	149.04	-	148.30	=	0.74	196	519	254	699
21	02/04/26	149	56	114	168	170	452	620	8947	60	149.12	-	149.04	=	0.08	196	519	254	699
22	02/11/26	149	56	157	136	135	428	596	9375	63	148.81	-	149.12	=	-0.31	196	519	254	699
23	02/18/26	148	57	156	145	167	468	639	9843	66	149.14	-	148.81	=	0.33	196	519	254	699
24	02/25/26	149	56	125	149	157	431	599	10274	69	148.90	-	149.14	=	-0.24	196	519	254	699
25	03/04/26	148	57	187	178	124	489	660	10763	72	149.49	-	148.90	=	0.59	196	519	254	699
26	03/11/26	149	56	133	146	157	436	604	11199	75	149.32	-	149.49	=	-0.17	196	519	254	699
27	03/18/26	149	56	151	140	181	472	640	11671	78	149.63	-	149.32	=	0.31	196	519	254	699
28	03/25/26	149	56	164	125	162	451	619	12122	81	149.65	-	149.63	=	0.03	196	519	254	699
29	04/01/26	149	56	140	160	170	470	638	12592	84	149.90	-	149.65	=	0.25	196	519	254	699
30	04/08/26	149	56	127	169	152	448	616	13040	87	149.89	-	149.90	=	-0.02	196	519	254	699
31	04/15/26	149	56	120	134	125	379	547	13419	90	149.10	-	149.89	=	-0.79	196	519	254	699

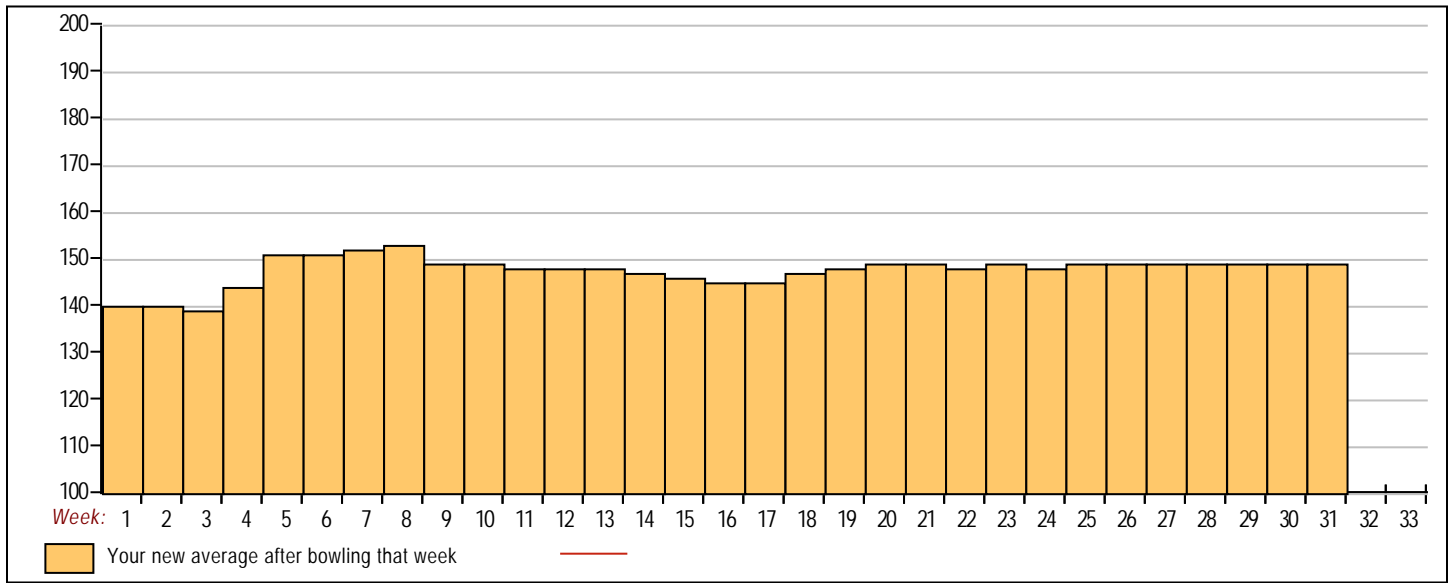


<100	100's	125's	150's	175's	200's	225's	250's	275's	300's
	13	35	30	12					
<400	400's	450's	500's	550's	600's	650's	700's	750's	800's
3	13	12	2						

Avg of Game 1	Avg of Game 2	Avg of Game 3
149.53	143.30	154.47

High game of 196 on week 4 High series of 519 on week 5 High average of 153.43 after bowling week 8
 Low game of 105 on week 1 Low series of 375 on week 9 Low average of 139.50 after bowling week 3

High Scores by Game
 Game #1: 189 on week 20 Game #2: 182 on week 18 Game #3: 196 on week 4



Note: This report includes information through April 15 which is Week 31 of 33

Keith Palmer's Bowling Record - Team 17: Yong Shi

Week No.	Bowling Date	Old Avg	Old HDCP	-1-	-2-	-3-	Total	HDCP Total	Pins	Gms	---Average Change--- New - Old ---> +/-			High Game	High Sers	HDCP Game	HDCP Sers	
End of 1st split																		
20	01/28/26	bk116	0				0	0	0	0	-	0.00	=	0.00	0	0		
21	02/04/26	bk116	0				0	0	0	0	-	0.00	=	0.00	0	0		
22	02/11/26	bk116	83	137	170	123	430	679	430	3	143.33	-	0.00	=	143.33	170	430	253 679
23	02/18/26	bk116	83	148	142	157	447	696	877	6	146.17	-	143.33	=	2.83	170	447	253 696
24	02/25/26	bk116	0				0	0	877	6	146.17	-	146.17	=	0.00	170	447	253 696
25	03/04/26	bk116	0				0	0	877	6	146.17	-	146.17	=	0.00	170	447	253 696
26	03/11/26	bk116	0				0	0	877	6	146.17	-	146.17	=	0.00	170	447	253 696
27	03/18/26	bk116	0				0	0	877	6	146.17	-	146.17	=	0.00	170	447	253 696
28	03/25/26	bk116	0				0	0	877	6	146.17	-	146.17	=	0.00	170	447	253 696
29	04/01/26	bk116	0				0	0	877	6	146.17	-	146.17	=	0.00	170	447	253 696
30	04/08/26	bk116	0				0	0	877	6	146.17	-	146.17	=	0.00	170	447	253 696
31	04/15/26	bk116	83				0	0	877	6	146.17	-	146.17	=	0.00	170	447	253 696

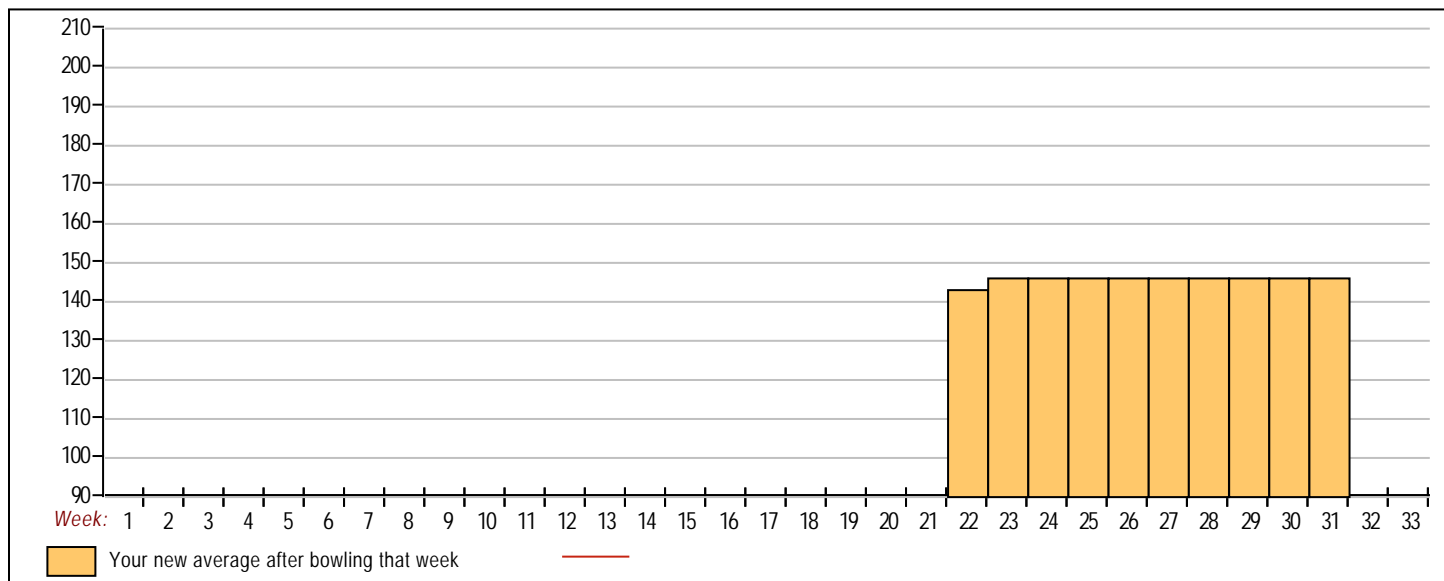


<u><100</u>	<u>100's</u>	<u>125's</u>	<u>150's</u>	<u>175's</u>	<u>200's</u>	<u>225's</u>	<u>250's</u>	<u>275's</u>	<u>300's</u>
	1	3	2						
<u><400</u>	<u>400's</u>	<u>450's</u>	<u>500's</u>	<u>550's</u>	<u>600's</u>	<u>650's</u>	<u>700's</u>	<u>750's</u>	<u>800's</u>
	2								

<u>Avg of Game 1</u>	<u>Avg of Game 2</u>	<u>Avg of Game 3</u>
142.50	156.00	140.00

High game of 170 on week 22 High series of 447 on week 23 High average of 146.17 after bowling week 23
 Low game of 123 on week 22 Low series of 430 on week 22 Low average of 143.33 after bowling week 22

High Scores by Game
 Game #1: 148 on week 23 Game #2: 170 on week 22 Game #3: 157 on week 23



Note: This report includes information through April 15 which is Week 31 of 33

Veronica Cortez's Bowling Record - Team 17: Yong Shi

Week No.	Bowling Date	Old Avg	Old HDCP	-1-	-2-	-3-	Total	HDCP Total	Pins	Gms	---Average Change---			High Game	High Sers	HDCP Game	HDCP Sers		
											New - Old	--->	+/-						
2	09/10/25	bk115	0				0	0	0	0	-	0.00	=	0.00	0	0			
3	09/17/25	bk115	84	147	144	129	420	672	420	3	140.00	-	0.00	=	140.00	147	420	231	672
4	09/24/25	bk115	0				0	0	420	3	140.00	-	140.00	=	0.00	147	420	231	672
5	10/01/25	bk115	0				0	0	420	3	140.00	-	140.00	=	0.00	147	420	231	672
6	10/08/25	bk115	0				0	0	420	3	140.00	-	140.00	=	0.00	147	420	231	672
7	10/15/25	bk115	0				0	0	420	3	140.00	-	140.00	=	0.00	147	420	231	672
8	10/22/25	bk115	0				0	0	420	3	140.00	-	140.00	=	0.00	147	420	231	672
9	10/29/25	bk115	0				0	0	420	3	140.00	-	140.00	=	0.00	147	420	231	672
10	11/05/25	bk115	0				0	0	420	3	140.00	-	140.00	=	0.00	147	420	231	672
11	11/12/25	bk115	0				0	0	420	3	140.00	-	140.00	=	0.00	147	420	231	672
12	11/19/25	bk115	0				0	0	420	3	140.00	-	140.00	=	0.00	147	420	231	672
13	11/26/25	bk115	0				0	0	420	3	140.00	-	140.00	=	0.00	147	420	231	672
14	12/03/25	bk115	0				0	0	420	3	140.00	-	140.00	=	0.00	147	420	231	672
15	12/10/25	bk115	0				0	0	420	3	140.00	-	140.00	=	0.00	147	420	231	672
16	12/17/25	bk115	0				0	0	420	3	140.00	-	140.00	=	0.00	147	420	231	672

End of 1st split

17	01/07/26	bk115	0				0	0	420	3	140.00	-	140.00	=	0.00	147	420	231	672
18	01/14/26	bk115	0				0	0	420	3	140.00	-	140.00	=	0.00	147	420	231	672
19	01/21/26	bk115	0				0	0	420	3	140.00	-	140.00	=	0.00	147	420	231	672
20	01/28/26	bk115	0				0	0	420	3	140.00	-	140.00	=	0.00	147	420	231	672
21	02/04/26	bk115	0				0	0	420	3	140.00	-	140.00	=	0.00	147	420	231	672
22	02/11/26	bk115	0				0	0	420	3	140.00	-	140.00	=	0.00	147	420	231	672
23	02/18/26	bk115	0				0	0	420	3	140.00	-	140.00	=	0.00	147	420	231	672
24	02/25/26	bk115	0				0	0	420	3	140.00	-	140.00	=	0.00	147	420	231	672
25	03/04/26	bk115	0				0	0	420	3	140.00	-	140.00	=	0.00	147	420	231	672
26	03/11/26	bk115	0				0	0	420	3	140.00	-	140.00	=	0.00	147	420	231	672
27	03/18/26	bk115	0				0	0	420	3	140.00	-	140.00	=	0.00	147	420	231	672
28	03/25/26	bk115	0				0	0	420	3	140.00	-	140.00	=	0.00	147	420	231	672
29	04/01/26	bk115	0				0	0	420	3	140.00	-	140.00	=	0.00	147	420	231	672
30	04/08/26	bk115	0				0	0	420	3	140.00	-	140.00	=	0.00	147	420	231	672
31	04/15/26	bk115	84				0	0	420	3	140.00	-	140.00	=	0.00	147	420	231	672

<u><100</u>	<u>100's</u>	<u>125's</u>	<u>150's</u>	<u>175's</u>	<u>200's</u>	<u>225's</u>	<u>250's</u>	<u>275's</u>	<u>300's</u>
		3							
<u><400</u>	<u>400's</u>	<u>450's</u>	<u>500's</u>	<u>550's</u>	<u>600's</u>	<u>650's</u>	<u>700's</u>	<u>750's</u>	<u>800's</u>
	1								

<u>Avg of Game 1</u>	<u>Avg of Game 2</u>	<u>Avg of Game 3</u>
147.00	144.00	129.00

High game of 147 on week 3 High series of 420 on week 3 High average of 140.00 after bowling week 3
 Low game of 129 on week 3 Low series of 420 on week 3 Low average of 140.00 after bowling week 3

High Scores by Game
 Game #1: 147 on week 3 Game #2: 144 on week 3 Game #3: 129 on week 3

