

Note: This report includes information through April 1 which is Week 29 of 33

Linda Chan's Bowling Record - Team 17: Yong Shi

Table with columns: Week No., Bowling Date, Old Avg, Old HDCP, -1-, -2-, -3-, Total, HDCP Total, Pins, Gms, ---Average Change--- (New - Old ---> +/-), High Game, High Sers, HDCP Game, HDCP Sers. Rows 1-16.

End of 1st split

Table with columns: Week No., Bowling Date, Old Avg, Old HDCP, -1-, -2-, -3-, Total, HDCP Total, Pins, Gms, ---Average Change--- (New - Old ---> +/-), High Game, High Sers, HDCP Game, HDCP Sers. Rows 17-29.

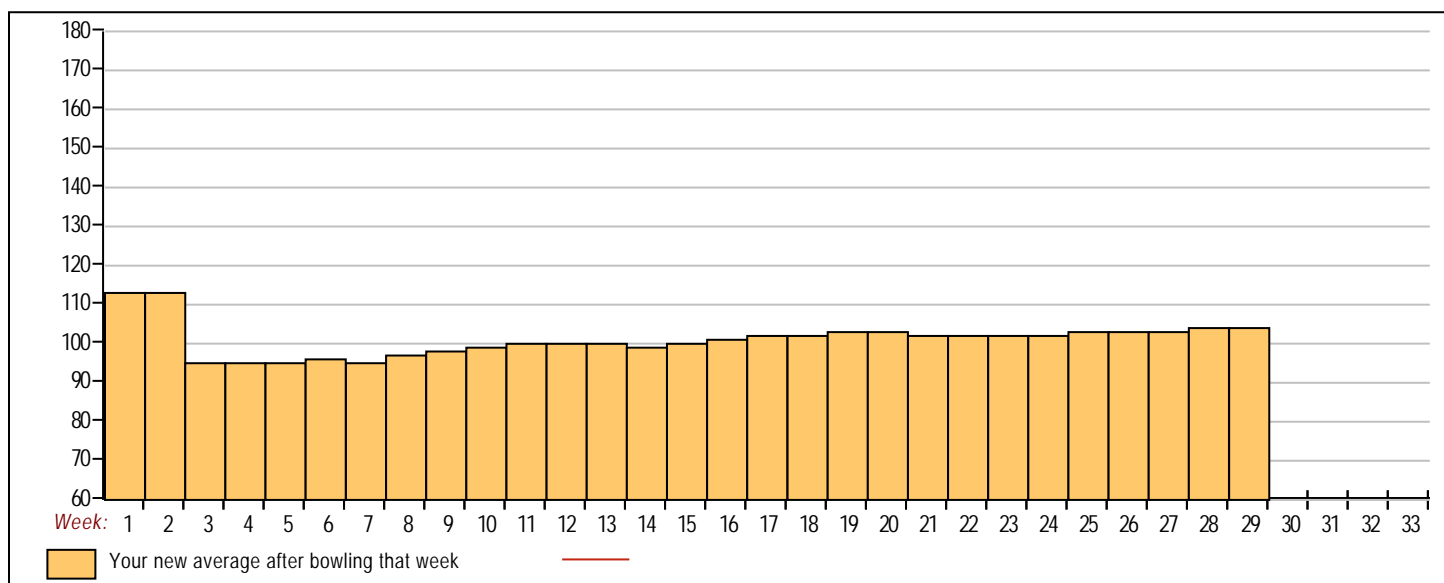


Summary table with columns: <100, 100's, 125's, 150's, 175's, 200's, 225's, 250's, 275's, 300's, <400, 400's, 450's, 500's, 550's, 600's, 650's, 700's, 750's, 800's, 26.

Table with columns: Avg of Game 1 (106.15), Avg of Game 2 (105.04), Avg of Game 3 (101.58)

High game of 160 on week 25 High series of 360 on week 25 High average of 113.00 after bowling week 1
Low game of 67 on week 3 Low series of 251 on week 3 Low average of 95.22 after bowling week 3

High Scores by Game
Game #1: 155 on week 17 Game #2: 160 on week 25 Game #3: 133 on week 24



Note: This report includes information through April 1 which is Week 29 of 33

Louis Chan's Bowling Record - Team 17: Yong Shi

Table with columns: Week No., Bowling Date, Old Avg, Old HDCP, -1-, -2-, -3-, Total, HDCP Total, Pins, Gms, ---Average Change--- (New - Old ---> +/-), High Game, High Sers, HDCP Game, HDCP Sers. Rows 1-16.

End of 1st split

Table with columns: Week No., Bowling Date, Old Avg, Old HDCP, -1-, -2-, -3-, Total, HDCP Total, Pins, Gms, ---Average Change--- (New - Old ---> +/-), High Game, High Sers, HDCP Game, HDCP Sers. Rows 17-29.

Summary table with columns: <100, 100's, 125's, 150's, 175's, 200's, 225's, 250's, 275's, 300's, <400, 400's, 450's, 500's, 550's, 600's, 650's, 700's, 750's, 800's.

Summary table with columns: Avg of Game 1, Avg of Game 2, Avg of Game 3.

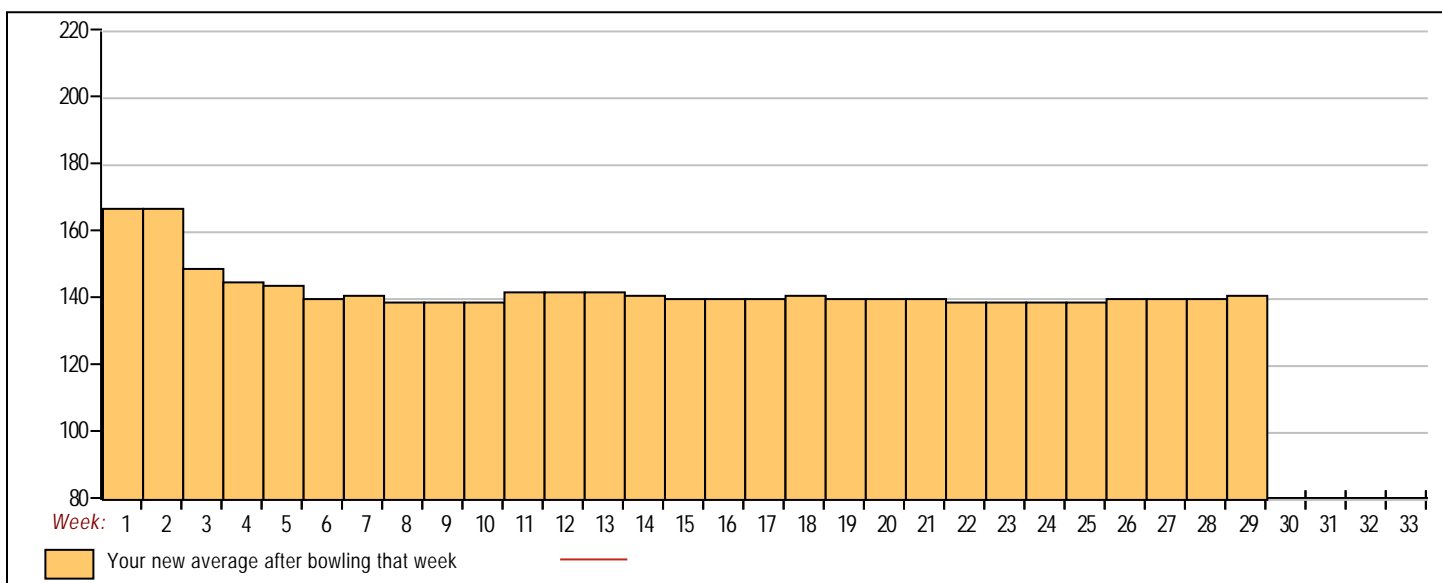
High game of 209 on week 2
Low game of 92 on week 19

High series of 510 on week 11
Low series of 357 on week 6

High average of 167.33 after bowling week 1
Low average of 139.12 after bowling week 23

High Scores by Game

Game #1: 188 on week 28 Game #2: 209 on week 2 Game #3: 201 on week 11



Note: This report includes information through April 1 which is Week 29 of 33

David Chan's Bowling Record - Team 17: Yong Shi

Table with columns: Week No., Bowling Date, Old Avg, Old HDCP, -1-, -2-, -3-, Total, HDCP Total, Pins, Gms, ---Average Change--- (New - Old ---> +/-), High Game, High Sers, HDCP Game, HDCP Sers. Rows 1-16.

End of 1st split

Table with columns: Week No., Bowling Date, Old Avg, Old HDCP, -1-, -2-, -3-, Total, HDCP Total, Pins, Gms, ---Average Change--- (New - Old ---> +/-), High Game, High Sers, HDCP Game, HDCP Sers. Rows 17-29.

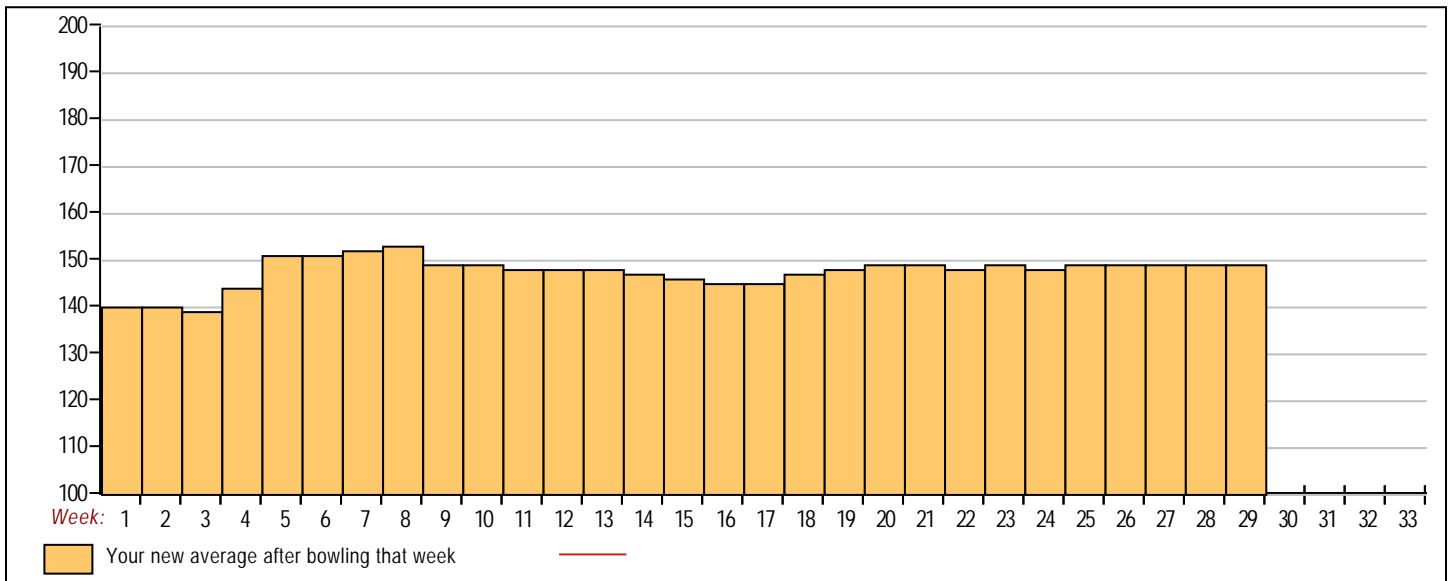


Summary table for score ranges: <100, 100's, 125's, 150's, 175's, 200's, 225's, 250's, 275's, 300's, <400, 400's, 450's, 500's, 550's, 600's, 650's, 700's, 750's, 800's.

Avg of Game 1: 151.39, Avg of Game 2: 142.71, Avg of Game 3: 155.61

High game of 196 on week 4, High series of 519 on week 5, High average of 153.43 after bowling week 8, Low game of 105 on week 1, Low series of 375 on week 9, Low average of 139.50 after bowling week 3

High Scores by Game: Game #1: 189 on week 20, Game #2: 182 on week 18, Game #3: 196 on week 4



Note: This report includes information through April 1 which is Week 29 of 33

Keith Palmer's Bowling Record - Team 17: Yong Shi

Week No.	Bowling Date	Old Avg	Old HDCP	-1-	-2-	-3-	Total	HDCP Total	Pins	Gms	---Average Change---			High Game	High Sers	HDCP Game	HDCP Sers		
											New	- Old	---> +/-						
End of 1st split																			
20	01/28/26	bk116	0				0	0	0	0	-	0.00	=	0.00	0	0			
21	02/04/26	bk116	0				0	0	0	0	-	0.00	=	0.00	0	0			
22	02/11/26	bk116	83	137	170	123	430	679	430	3	143.33	-	0.00	=	143.33	170	430	253	679
23	02/18/26	bk116	83	148	142	157	447	696	877	6	146.17	-	143.33	=	2.83	170	447	253	696
24	02/25/26	bk116	0				0	0	877	6	146.17	-	146.17	=	0.00	170	447	253	696
25	03/04/26	bk116	0				0	0	877	6	146.17	-	146.17	=	0.00	170	447	253	696
26	03/11/26	bk116	0				0	0	877	6	146.17	-	146.17	=	0.00	170	447	253	696
27	03/18/26	bk116	0				0	0	877	6	146.17	-	146.17	=	0.00	170	447	253	696
28	03/25/26	bk116	0				0	0	877	6	146.17	-	146.17	=	0.00	170	447	253	696
29	04/01/26	bk116	83				0	0	877	6	146.17	-	146.17	=	0.00	170	447	253	696



<u><100</u>	<u>100's</u>	<u>125's</u>	<u>150's</u>	<u>175's</u>	<u>200's</u>	<u>225's</u>	<u>250's</u>	<u>275's</u>	<u>300's</u>
	1	3	2						
<u><400</u>	<u>400's</u>	<u>450's</u>	<u>500's</u>	<u>550's</u>	<u>600's</u>	<u>650's</u>	<u>700's</u>	<u>750's</u>	<u>800's</u>
	2								

Avg of Game 1 Avg of Game 2 Avg of Game 3

142.50 156.00 140.00

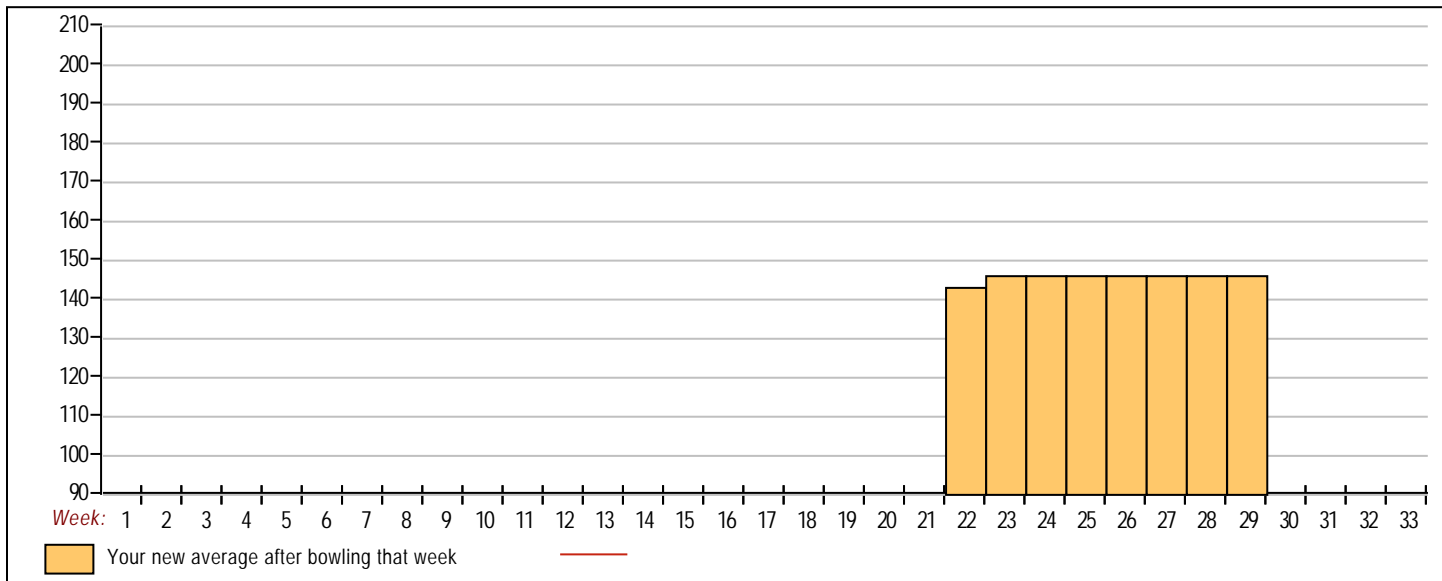
High game of 170 on week 22
 Low game of 123 on week 22

High series of 447 on week 23
 Low series of 430 on week 22

High average of 146.17 after bowling week 23
 Low average of 143.33 after bowling week 22

High Scores by Game

Game #1: 148 on week 23 Game #2: 170 on week 22 Game #3: 157 on week 23



Note: This report includes information through April 1 which is Week 29 of 33

Veronica Cortez's Bowling Record - Team 17: Yong Shi

Week No.	Bowling Date	Old Avg	Old HDCP	-1-	-2-	-3-	Total	HDCP Total	Pins	Gms	---Average Change---			High Game	High Sers	HDCP Game	HDCP Sers		
											New - Old	--->	+/-						
2	09/10/25	bk115	0				0	0	0	0	-	0.00	=	0.00	0	0			
3	09/17/25	bk115	84	147	144	129	420	672	420	3	140.00	-	0.00	=	140.00	147	420	231	672
4	09/24/25	bk115	0				0	0	420	3	140.00	-	140.00	=	0.00	147	420	231	672
5	10/01/25	bk115	0				0	0	420	3	140.00	-	140.00	=	0.00	147	420	231	672
6	10/08/25	bk115	0				0	0	420	3	140.00	-	140.00	=	0.00	147	420	231	672
7	10/15/25	bk115	0				0	0	420	3	140.00	-	140.00	=	0.00	147	420	231	672
8	10/22/25	bk115	0				0	0	420	3	140.00	-	140.00	=	0.00	147	420	231	672
9	10/29/25	bk115	0				0	0	420	3	140.00	-	140.00	=	0.00	147	420	231	672
10	11/05/25	bk115	0				0	0	420	3	140.00	-	140.00	=	0.00	147	420	231	672
11	11/12/25	bk115	0				0	0	420	3	140.00	-	140.00	=	0.00	147	420	231	672
12	11/19/25	bk115	0				0	0	420	3	140.00	-	140.00	=	0.00	147	420	231	672
13	11/26/25	bk115	0				0	0	420	3	140.00	-	140.00	=	0.00	147	420	231	672
14	12/03/25	bk115	0				0	0	420	3	140.00	-	140.00	=	0.00	147	420	231	672
15	12/10/25	bk115	0				0	0	420	3	140.00	-	140.00	=	0.00	147	420	231	672
16	12/17/25	bk115	0				0	0	420	3	140.00	-	140.00	=	0.00	147	420	231	672

End of 1st split

17	01/07/26	bk115	0				0	0	420	3	140.00	-	140.00	=	0.00	147	420	231	672
18	01/14/26	bk115	0				0	0	420	3	140.00	-	140.00	=	0.00	147	420	231	672
19	01/21/26	bk115	0				0	0	420	3	140.00	-	140.00	=	0.00	147	420	231	672
20	01/28/26	bk115	0				0	0	420	3	140.00	-	140.00	=	0.00	147	420	231	672
21	02/04/26	bk115	0				0	0	420	3	140.00	-	140.00	=	0.00	147	420	231	672
22	02/11/26	bk115	0				0	0	420	3	140.00	-	140.00	=	0.00	147	420	231	672
23	02/18/26	bk115	0				0	0	420	3	140.00	-	140.00	=	0.00	147	420	231	672
24	02/25/26	bk115	0				0	0	420	3	140.00	-	140.00	=	0.00	147	420	231	672
25	03/04/26	bk115	0				0	0	420	3	140.00	-	140.00	=	0.00	147	420	231	672
26	03/11/26	bk115	0				0	0	420	3	140.00	-	140.00	=	0.00	147	420	231	672
27	03/18/26	bk115	0				0	0	420	3	140.00	-	140.00	=	0.00	147	420	231	672
28	03/25/26	bk115	0				0	0	420	3	140.00	-	140.00	=	0.00	147	420	231	672
29	04/01/26	bk115	84				0	0	420	3	140.00	-	140.00	=	0.00	147	420	231	672



<100	100's	125's	150's	175's	200's	225's	250's	275's	300's
		3							
<400	400's	450's	500's	550's	600's	650's	700's	750's	800's
	1								

Avg of Game 1	Avg of Game 2	Avg of Game 3
147.00	144.00	129.00

High game of 147 on week 3 High series of 420 on week 3 High average of 140.00 after bowling week 3
 Low game of 129 on week 3 Low series of 420 on week 3 Low average of 140.00 after bowling week 3

High Scores by Game
 Game #1: 147 on week 3 Game #2: 144 on week 3 Game #3: 129 on week 3

