

Note: This report includes information through April 29 which is Week 33 of 33

Lani Chin's Bowling Record - Team 16: Team 16

Week No.	Bowling Date	Old Avg	Old HDCP	-			Total	HDCP Total	Pins	Gms	---Average Change---			High Game	High Sers	HDCP Game	HDCP Sers		
				-1-	-2-	-3-					New	Old	---> +/-						
1	09/03/25	bk152	54	112	103	140	355	517	355	3	118.33	-	0.00	=	118.33	140	355	194	517
2	09/10/25	bk152	54	137	125	154	416	578	771	6	128.50	-	118.33	=	10.17	154	416	208	578
3	09/17/25	bk152	54	126	174	137	437	599	1208	9	134.22	-	128.50	=	5.72	174	437	228	599
4	09/24/25	142	62	116	139	143	398	584	1606	12	133.83	-	134.22	=	-0.39	174	437	228	599
5	10/01/25	142	62	129	166	137	432	618	2038	15	135.87	-	133.83	=	2.03	174	437	228	618
6	10/08/25	142	62	136	136	139	411	597	2449	18	136.06	-	135.87	=	0.19	174	437	228	618
7	10/15/25	142	62	177	150	172	499	685	2948	21	140.38	-	136.06	=	4.33	177	499	239	685
8	10/22/25	142	62	136	128	158	422	608	3370	24	140.42	-	140.38	=	0.04	177	499	239	685
9	10/29/25	142	62	149	144	128	421	607	3791	27	140.41	-	140.42	=	-0.01	177	499	239	685
10	11/05/25	142	62	160	156	151	467	653	4258	30	141.93	-	140.41	=	1.53	177	499	239	685
---- Week 11 was bowled after week 12 ----																			
11	11/12/25	142	62	113	120	161	394	580	4652	33	141.93	-	0.00	=	141.93	177	499	239	685
Scores were bowled after week 12 for weeks: 11																			
12	11/19/25	142	62	147	131	159	437	623	5089	36	141.36	-	141.93	=	-0.57	177	499	239	685
13	11/26/25	142	62	133	116	133	382	568	5471	39	140.28	-	141.36	=	-1.08	177	499	239	685
14	12/03/25	142	62	124	176	137	437	623	5908	42	140.67	-	140.28	=	0.38	177	499	239	685
15	12/10/25	142	62	135	120	129	384	570	6292	45	139.82	-	140.67	=	-0.84	177	499	239	685
16	12/17/25	142	62	133	176	144	453	639	6745	48	140.52	-	139.82	=	0.70	177	499	239	685

End of 1st split

17	01/07/26	142	62	114	156	149	419	605	7164	51	140.47	-	140.52	=	-0.05	177	499	239	685
18	01/14/26	142	62	130	144	148	422	608	7586	54	140.48	-	140.47	=	0.01	177	499	239	685
19	01/21/26	142	62	110	145	128	383	569	7969	57	139.81	-	140.48	=	-0.67	177	499	239	685
20	01/28/26	142	62	135	171	201	507	693	8476	60	141.27	-	139.81	=	1.46	201	507	263	693
21	02/04/26	142	62	116	187	166	469	655	8945	63	141.98	-	141.27	=	0.72	201	507	263	693
22	02/11/26	142	62	190	135	166	491	677	9436	66	142.97	-	141.98	=	0.99	201	507	263	693
23	02/18/26	142	62	114	152	127	393	579	9829	69	142.45	-	142.97	=	-0.52	201	507	263	693
24	02/25/26	142	62	144	160	167	471	657	10300	72	143.06	-	142.45	=	0.61	201	507	263	693
25	03/04/26	143	61	147	157	162	466	649	10766	75	143.55	-	143.06	=	0.49	201	507	263	693
26	03/11/26	143	61	131	126	138	395	578	11161	78	143.09	-	143.55	=	-0.46	201	507	263	693
27	03/18/26	143	61	113	164	140	417	600	11578	81	142.94	-	143.09	=	-0.15	201	507	263	693
28	03/25/26	142	62	137	185	172	494	680	12072	84	143.71	-	142.94	=	0.78	201	507	263	693
29	04/01/26	143	61	202	142	157	501	684	12573	87	144.52	-	143.71	=	0.80	202	507	263	693
30	04/08/26	144	60	139	194	162	495	675	13068	90	145.20	-	144.52	=	0.68	202	507	263	693
31	04/15/26	145	60	180	156	150	486	666	13554	93	145.74	-	145.20	=	0.54	202	507	263	693
32	04/22/26	145	60	178	161	127	466	646	14020	96	146.04	-	145.74	=	0.30	202	507	263	693
33	04/29/26	146	59	135	133	186	454	631	14020	96	146.04	-	146.04	=	0.00	202	507	263	693

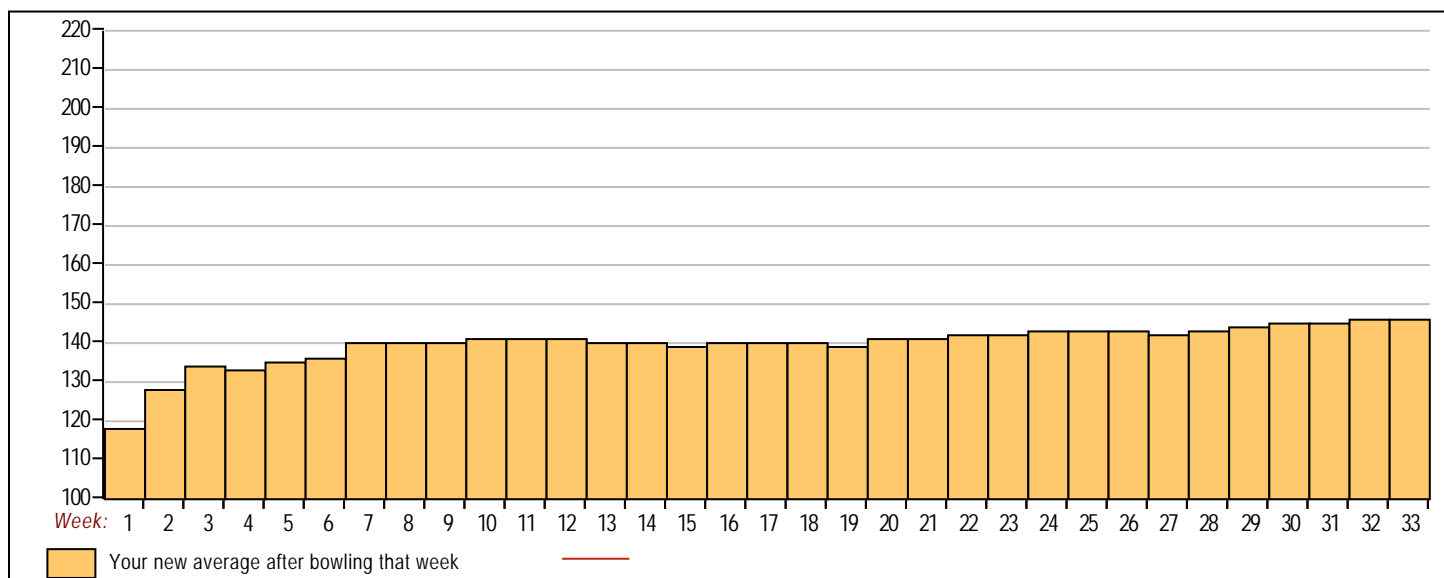
End of 2nd split

<u><100</u>	<u>100's</u>	<u>125's</u>	<u>150's</u>	<u>175's</u>	<u>200's</u>	<u>225's</u>	<u>250's</u>	<u>275's</u>	<u>300's</u>
	13	47	27	10	2				
<u><400</u>	<u>400's</u>	<u>450's</u>	<u>500's</u>	<u>550's</u>	<u>600's</u>	<u>650's</u>	<u>700's</u>	<u>750's</u>	<u>800's</u>
8	11	12	2						

<u>Avg of Game 1</u>	<u>Avg of Game 2</u>	<u>Avg of Game 3</u>
138.73	149.33	150.55

High game of 202 on week 29 High series of 507 on week 20 High average of 146.04 after bowling week 32
 Low game of 103 on week 1 Low series of 355 on week 1 Low average of 118.33 after bowling week 1

High Scores by Game
 Game #1: 202 on week 29 Game #2: 194 on week 30 Game #3: 201 on week 20



Note: This report includes information through April 29 which is Week 33 of 33

Alice Maher's Bowling Record - Team 16: Team 16

Table with columns: Week No., Bowling Date, Old Avg, Old HDCP, -1-, -2-, -3-, Total, HDCP Total, Pins, Gms, ---Average Change--- (New - Old ---> +/-), High Game, High Sers, HDCP Game, HDCP Sers. Rows 1-16.

---- Week 11 was bowled after week 12 ----

Scores were bowled after week 12 for weeks: 11

End of 1st split

Table with columns: Week No., Bowling Date, Old Avg, Old HDCP, -1-, -2-, -3-, Total, HDCP Total, Pins, Gms, ---Average Change--- (New - Old ---> +/-), High Game, High Sers, HDCP Game, HDCP Sers. Rows 17-33.

End of 2nd split

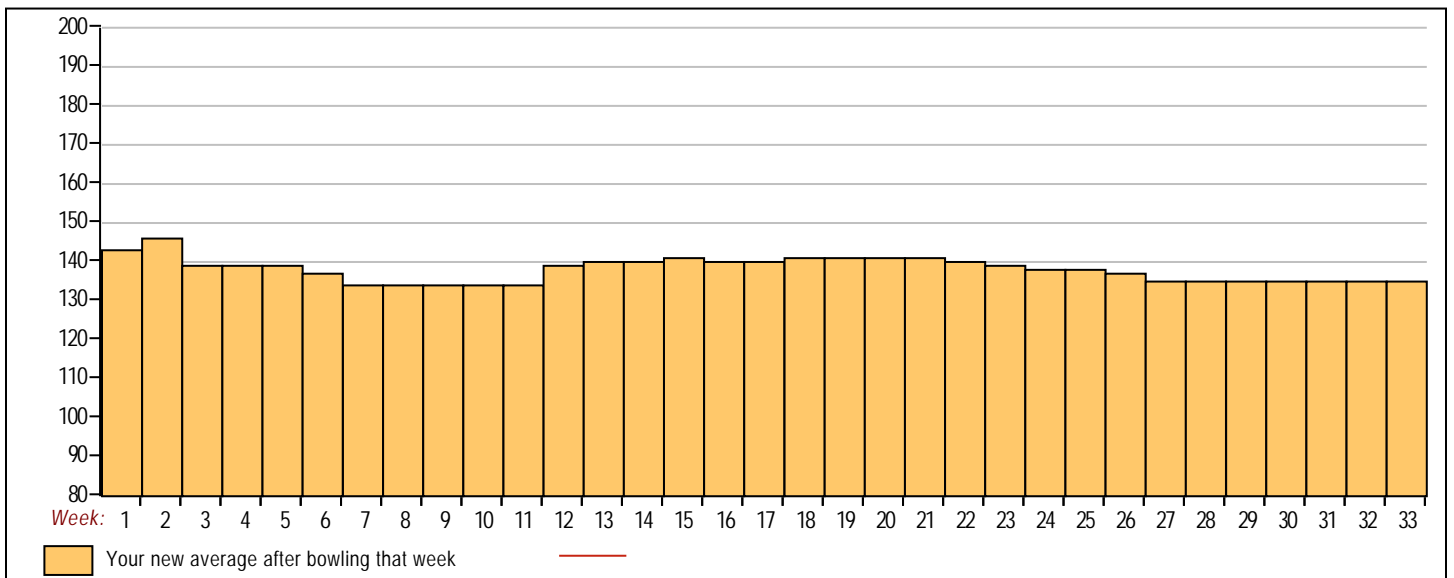
Summary table for score ranges: <100, 100's, 125's, 150's, 175's, 200's, 225's, 250's, 275's, 300's, <400, 400's, 450's, 500's, 550's, 600's, 650's, 700's, 750's, 800's.

Avg of Game 1: 132.15, Avg of Game 2: 134.33, Avg of Game 3: 140.77

High game of 181 on week 18, High series of 493 on week 11, High average of 146.83 after bowling week 2, Low game of 81 on week 27, Low series of 312 on week 27, Low average of 134.14 after bowling week 7

High Scores by Game

Game #1: 164 on week 9 Game #2: 176 on week 11 Game #3: 181 on week 18



Note: This report includes information through April 29 which is Week 33 of 33

Chris Love's Bowling Record - Team 16: Team 16

Week No.	Bowling Date	Old Avg	Old HDCP	-1- -2- -3-			Total	HDCP Total	Pins	Gms	---Average Change---			High Game	High Sers	HDCP Game	HDCP Sers
				-1-	-2-	-3-					New	Old	---> +/-				
1	09/03/25	bk165	44	174	136	153	463	595	463	3	154.33	- 0.00	= 154.33	174	463	218	595
2	09/10/25	bk165	44	218	195	146	559	691	1022	6	170.33	- 154.33	= 16.00	218	559	262	691
3	09/17/25	bk165	44	157	159	193	509	641	1531	9	170.11	- 170.33	= -0.22	218	559	262	691
4	09/24/25	170	40	157	158	183	498	618	2029	12	169.08	- 170.11	= -1.03	218	559	262	691
5	10/01/25	169	40	135	176	178	489	609	2518	15	167.87	- 169.08	= -1.22	218	559	262	691
6	10/08/25	167	42	159	150	181	490	616	3008	18	167.11	- 167.87	= -0.76	218	559	262	691
7	10/15/25	167	42	116	130	158	404	530	3412	21	162.48	- 167.11	= -4.63	218	559	262	691
8	10/22/25	162	46	172	206	147	525	663	3937	24	164.04	- 162.48	= 1.57	218	559	262	691
9	10/29/25	164	44	193	174	132	499	631	4436	27	164.30	- 164.04	= 0.25	218	559	262	691
10	11/05/25	164	44	164	152	224	540	672	4976	30	165.87	- 164.30	= 1.57	224	559	268	691
---- Week 11 was bowled after week 12 ----																	
11	11/12/25	165	44	128	256	184	568	700	5544	33	165.87	- 0.00	= 165.87	256	568	300	700
Scores were bowled after week 12 for weeks: 11																	
12	11/19/25	165	44	171	166	156	493	625	6037	36	167.69	- 165.87	= 1.83	256	568	300	700
13	11/26/25	167	42	126	171	157	454	580	6491	39	166.44	- 167.69	= -1.26	256	568	300	700
14	12/03/25	166	43	195	166	264	625	754	7116	42	169.43	- 166.44	= 2.99	264	625	307	754
15	12/10/25	169	40	200	110	154	464	584	7580	45	168.44	- 169.43	= -0.98	264	625	307	754
16	12/17/25	168	41	158	182	150	490	613	8070	48	168.13	- 168.44	= -0.32	264	625	307	754

End of 1st split

17	01/07/26	168	41	164	163	154	481	604	8551	51	167.67	- 168.13	= -0.46	264	625	307	754
18	01/14/26	167	42	144	176	184	504	630	9055	54	167.69	- 167.67	= 0.02	264	625	307	754
19	01/21/26	167	42	a167	a167	a167	501	627	9055	54	167.69	- 167.69	= 0.00	264	625	307	754
20	01/28/26	167	42	181	127	221	529	655	9584	57	168.14	- 167.69	= 0.46	264	625	307	754
21	02/04/26	168	41	165	150	171	486	609	10070	60	167.83	- 168.14	= -0.31	264	625	307	754
22	02/11/26	167	42	164	160	153	477	603	10547	63	167.41	- 167.83	= -0.42	264	625	307	754
23	02/18/26	167	42	147	149	207	503	629	11050	66	167.42	- 167.41	= 0.01	264	625	307	754
24	02/25/26	167	42	212	176	148	536	662	11586	69	167.91	- 167.42	= 0.49	264	625	307	754
25	03/04/26	167	42	133	159	165	457	583	12043	72	167.26	- 167.91	= -0.65	264	625	307	754
26	03/11/26	167	42	178	134	209	521	647	12564	75	167.52	- 167.26	= 0.26	264	625	307	754
27	03/18/26	167	42	124	161	198	483	609	13047	78	167.27	- 167.52	= -0.25	264	625	307	754
28	03/25/26	167	42	160	160	160	480	606	13527	81	167.00	- 167.27	= -0.27	264	625	307	754
29	04/01/26	167	42	148	139	182	469	595	13996	84	166.62	- 167.00	= -0.38	264	625	307	754
30	04/08/26	166	43	125	169	125	419	548	14415	87	165.69	- 166.62	= -0.93	264	625	307	754
31	04/15/26	165	44	149	166	190	505	637	14920	90	165.78	- 165.69	= 0.09	264	625	307	754
32	04/22/26	165	44	197	146	181	524	656	15444	93	166.06	- 165.78	= 0.29	264	625	307	754
33	04/29/26	166	43	150	161	157	468	597	15444	93	166.06	- 166.06	= 0.00	264	625	307	754

End of 2nd split

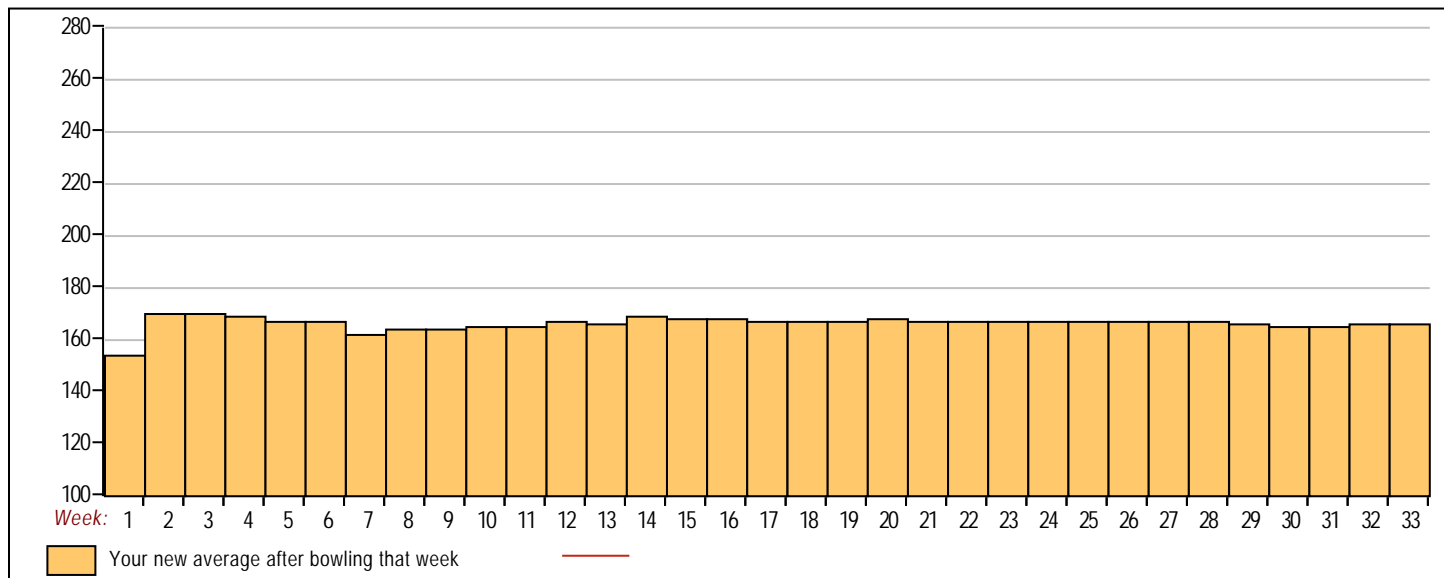
<100	100's	125's	150's	175's	200's	225's	250's	275's	300's
	3	21	42	20	8		2		
<400	400's	450's	500's	550's	600's	650's	700's	750's	800's
	2	17	10	2	1				

Avg of Game 1	Avg of Game 2	Avg of Game 3
161.38	161.97	173.91

High game of 264 on week 14 High series of 625 on week 14 High average of 170.33 after bowling week 2
 Low game of 110 on week 15 Low series of 404 on week 7 Low average of 154.33 after bowling week 1

High Scores by Game

Game #1: 218 on week 2 Game #2: 256 on week 11 Game #3: 264 on week 14



Note: This report includes information through April 29 which is Week 33 of 33

Carrie Love's Bowling Record - Team 16: Team 16

Week No.	Bowling Date	Old Avg	Old HDCP	-1-	-2-	-3-	Total	HDCP Total	Pins	Gms	---Average Change---			High Game	High Sers	HDCP Game	HDCP Sers		
											New	Old	---> +/-						
1	09/03/25	bk143	0				0	0	0	0	-	0.00	=	0.00	0	0			
2	09/10/25	bk143	0				0	0	0	0	-	0.00	=	0.00	0	0			
3	09/17/25	bk143	0				0	0	0	0	-	0.00	=	0.00	0	0			
4	09/24/25	bk143	61	92	143	166	401	584	401	3	133.67	-	0.00	=	133.67	166	401	227	584
5	10/01/25	bk143	61	a143	a143	a143	429	612	401	3	133.67	-	133.67	=	0.00	166	401	227	584
6	10/08/25	bk143	0				0	0	401	3	133.67	-	133.67	=	0.00	166	401	227	584
7	10/15/25	bk143	0				0	0	401	3	133.67	-	133.67	=	0.00	166	401	227	584
8	10/22/25	bk143	0				0	0	401	3	133.67	-	133.67	=	0.00	166	401	227	584
9	10/29/25	bk143	0				0	0	401	3	133.67	-	133.67	=	0.00	166	401	227	584
10	11/05/25	bk143	0				0	0	401	3	133.67	-	133.67	=	0.00	166	401	227	584
11	11/12/25	bk143	0				0	0	401	3	133.67	-	133.67	=	0.00	166	401	227	584
12	11/19/25	bk143	0				0	0	401	3	133.67	-	133.67	=	0.00	166	401	227	584
13	11/26/25	bk143	0				0	0	401	3	133.67	-	133.67	=	0.00	166	401	227	584
14	12/03/25	bk143	0				0	0	401	3	133.67	-	133.67	=	0.00	166	401	227	584
15	12/10/25	bk143	0				0	0	401	3	133.67	-	133.67	=	0.00	166	401	227	584
16	12/17/25	bk143	0				0	0	401	3	133.67	-	133.67	=	0.00	166	401	227	584

End of 1st split

17	01/07/26	bk143	0				0	0	401	3	133.67	-	133.67	=	0.00	166	401	227	584
18	01/14/26	bk143	0				0	0	401	3	133.67	-	133.67	=	0.00	166	401	227	584
19	01/21/26	bk143	0				0	0	401	3	133.67	-	133.67	=	0.00	166	401	227	584
20	01/28/26	bk143	0				0	0	401	3	133.67	-	133.67	=	0.00	166	401	227	584
21	02/04/26	bk143	0				0	0	401	3	133.67	-	133.67	=	0.00	166	401	227	584
22	02/11/26	bk143	0				0	0	401	3	133.67	-	133.67	=	0.00	166	401	227	584
23	02/18/26	bk143	0				0	0	401	3	133.67	-	133.67	=	0.00	166	401	227	584
24	02/25/26	bk143	0				0	0	401	3	133.67	-	133.67	=	0.00	166	401	227	584
25	03/04/26	bk143	0				0	0	401	3	133.67	-	133.67	=	0.00	166	401	227	584
26	03/11/26	bk143	0				0	0	401	3	133.67	-	133.67	=	0.00	166	401	227	584
27	03/18/26	bk143	0				0	0	401	3	133.67	-	133.67	=	0.00	166	401	227	584
28	03/25/26	bk143	0				0	0	401	3	133.67	-	133.67	=	0.00	166	401	227	584
29	04/01/26	bk143	0				0	0	401	3	133.67	-	133.67	=	0.00	166	401	227	584
30	04/08/26	bk143	0				0	0	401	3	133.67	-	133.67	=	0.00	166	401	227	584
31	04/15/26	bk143	0				0	0	401	3	133.67	-	133.67	=	0.00	166	401	227	584
32	04/22/26	bk143	0				0	0	401	3	133.67	-	133.67	=	0.00	166	401	227	584
33	04/29/26	bk143	61				0	0	401	3	133.67	-	133.67	=	0.00	166	401	227	584

End of 2nd split

<u><100</u>	<u>100's</u>	<u>125's</u>	<u>150's</u>	<u>175's</u>	<u>200's</u>	<u>225's</u>	<u>250's</u>	<u>275's</u>	<u>300's</u>
1		1	1						
<u><400</u>	<u>400's</u>	<u>450's</u>	<u>500's</u>	<u>550's</u>	<u>600's</u>	<u>650's</u>	<u>700's</u>	<u>750's</u>	<u>800's</u>
	1								

Avg of Game 1	Avg of Game 2	Avg of Game 3
92.00	143.00	166.00

High game of 166 on week 4 High series of 401 on week 4 High average of 133.67 after bowling week 4
 Low game of 92 on week 4 Low series of 401 on week 4 Low average of 133.67 after bowling week 4

High Scores by Game
 Game #1: 92 on week 4 Game #2: 143 on week 4 Game #3: 166 on week 4

