

Note: This report includes information through April 15 which is Week 31 of 33

Alice Maher's Bowling Record - Team 16: Team 16

Table with columns: Week No., Bowling Date, Old Avg, Old HDCP, -1-, -2-, -3-, Total, HDCP Total, Pins, Gms, ---Average Change--- (New - Old ---> +/-), High Game, High Sers, HDCP Game, HDCP Sers. Rows 1-16.

---- Week 11 was bowled after week 12 ----
Scores were bowled after week 12 for weeks: 11

End of 1st split

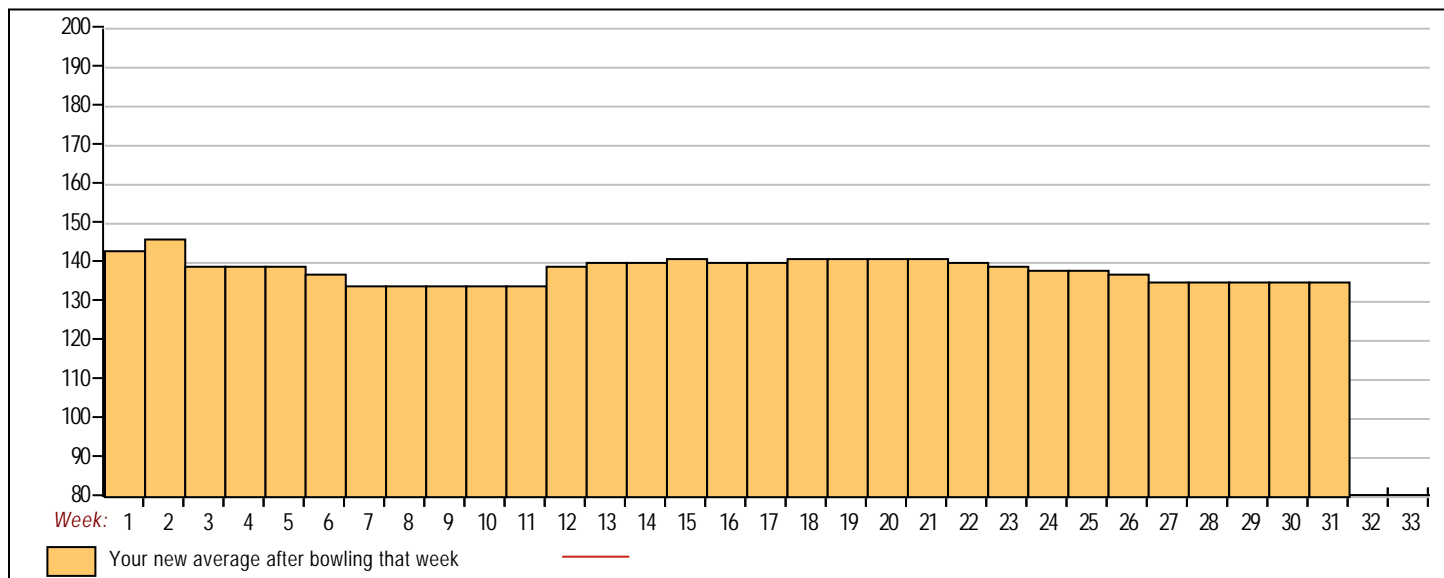
Table with columns: Week No., Bowling Date, Old Avg, Old HDCP, -1-, -2-, -3-, Total, HDCP Total, Pins, Gms, ---Average Change--- (New - Old ---> +/-), High Game, High Sers, HDCP Game, HDCP Sers. Rows 17-31.

Summary table for score ranges: <100, 100's, 125's, 150's, 175's, 200's, 225's, 250's, 275's, 300's, <400, 400's, 450's, 500's, 550's, 600's, 650's, 700's, 750's, 800's.

Avg of Game 1: 131.42, Avg of Game 2: 134.80, Avg of Game 3: 141.79

High game of 181 on week 18, High series of 493 on week 11, High average of 146.83 after bowling week 2
Low game of 81 on week 27, Low series of 312 on week 27, Low average of 134.14 after bowling week 7

High Scores by Game
Game #1: 164 on week 9 Game #2: 176 on week 11 Game #3: 181 on week 18



Note: This report includes information through April 15 which is Week 31 of 33

**Lani Chin's Bowling Record - Team 16: Team 16**

Week No.	Bowling Date	Old Avg	Old HDCP	-			Total	HDCP Total	Pins	Gms	---Average Change---			High Game	High Sers	HDCP Game	HDCP Sers		
				-1-	-2-	-3-					New	Old	---> +/-						
1	09/03/25	bk152	54	112	103	140	355	517	355	3	118.33	-	0.00	=	118.33	140	355	194	517
2	09/10/25	bk152	54	137	125	154	416	578	771	6	128.50	-	118.33	=	10.17	154	416	208	578
3	09/17/25	bk152	54	126	174	137	437	599	1208	9	134.22	-	128.50	=	5.72	174	437	228	599
4	09/24/25	142	62	116	139	143	398	584	1606	12	133.83	-	134.22	=	-0.39	174	437	228	599
5	10/01/25	142	62	129	166	137	432	618	2038	15	135.87	-	133.83	=	2.03	174	437	228	618
6	10/08/25	142	62	136	136	139	411	597	2449	18	136.06	-	135.87	=	0.19	174	437	228	618
7	10/15/25	142	62	177	150	172	499	685	2948	21	140.38	-	136.06	=	4.33	177	499	239	685
8	10/22/25	142	62	136	128	158	422	608	3370	24	140.42	-	140.38	=	0.04	177	499	239	685
9	10/29/25	142	62	149	144	128	421	607	3791	27	140.41	-	140.42	=	-0.01	177	499	239	685
10	11/05/25	142	62	160	156	151	467	653	4258	30	141.93	-	140.41	=	1.53	177	499	239	685
---- Week 11 was bowled after week 12 ----																			
11	11/12/25	142	62	113	120	161	394	580	4652	33	141.93	-	0.00	=	141.93	177	499	239	685
Scores were bowled after week 12 for weeks: 11																			
12	11/19/25	142	62	147	131	159	437	623	5089	36	141.36	-	141.93	=	-0.57	177	499	239	685
13	11/26/25	142	62	133	116	133	382	568	5471	39	140.28	-	141.36	=	-1.08	177	499	239	685
14	12/03/25	142	62	124	176	137	437	623	5908	42	140.67	-	140.28	=	0.38	177	499	239	685
15	12/10/25	142	62	135	120	129	384	570	6292	45	139.82	-	140.67	=	-0.84	177	499	239	685
16	12/17/25	142	62	133	176	144	453	639	6745	48	140.52	-	139.82	=	0.70	177	499	239	685

**End of 1st split**

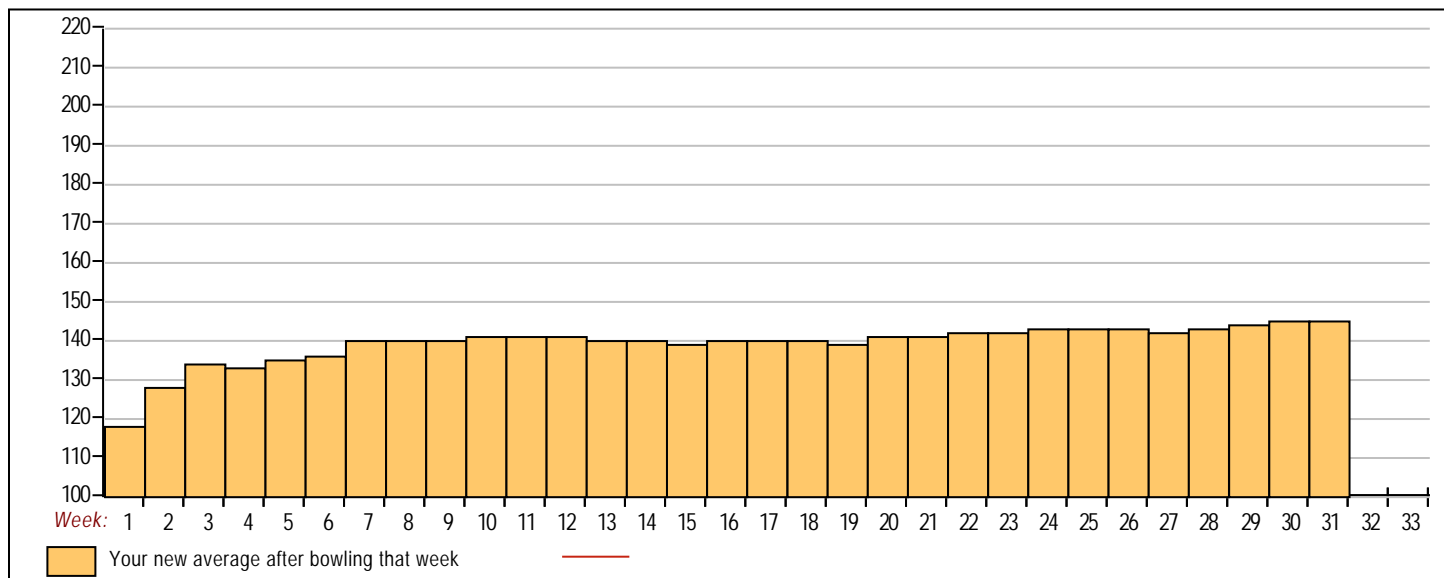
17	01/07/26	142	62	114	156	149	419	605	7164	51	140.47	-	140.52	=	-0.05	177	499	239	685
18	01/14/26	142	62	130	144	148	422	608	7586	54	140.48	-	140.47	=	0.01	177	499	239	685
19	01/21/26	142	62	110	145	128	383	569	7969	57	139.81	-	140.48	=	-0.67	177	499	239	685
20	01/28/26	142	62	135	171	201	507	693	8476	60	141.27	-	139.81	=	1.46	201	507	263	693
21	02/04/26	142	62	116	187	166	469	655	8945	63	141.98	-	141.27	=	0.72	201	507	263	693
22	02/11/26	142	62	190	135	166	491	677	9436	66	142.97	-	141.98	=	0.99	201	507	263	693
23	02/18/26	142	62	114	152	127	393	579	9829	69	142.45	-	142.97	=	-0.52	201	507	263	693
24	02/25/26	142	62	144	160	167	471	657	10300	72	143.06	-	142.45	=	0.61	201	507	263	693
25	03/04/26	143	61	147	157	162	466	649	10766	75	143.55	-	143.06	=	0.49	201	507	263	693
26	03/11/26	143	61	131	126	138	395	578	11161	78	143.09	-	143.55	=	-0.46	201	507	263	693
27	03/18/26	143	61	113	164	140	417	600	11578	81	142.94	-	143.09	=	-0.15	201	507	263	693
28	03/25/26	142	62	137	185	172	494	680	12072	84	143.71	-	142.94	=	0.78	201	507	263	693
29	04/01/26	143	61	202	142	157	501	684	12573	87	144.52	-	143.71	=	0.80	202	507	263	693
30	04/08/26	144	60	139	194	162	495	675	13068	90	145.20	-	144.52	=	0.68	202	507	263	693
31	04/15/26	145	60	180	156	150	486	666	13554	93	145.74	-	145.20	=	0.54	202	507	263	693

<100	100's	125's	150's	175's	200's	225's	250's	275's	300's
	13	44	26	8	2				
<400	400's	450's	500's	550's	600's	650's	700's	750's	800's
8	11	10	2						

<b>Avg of Game 1</b>	<b>Avg of Game 2</b>	<b>Avg of Game 3</b>
137.58	149.48	150.16

High game of 202 on week 29 High series of 507 on week 20 High average of 145.74 after bowling week 31  
 Low game of 103 on week 1 Low series of 355 on week 1 Low average of 118.33 after bowling week 1

High Scores by Game  
 Game #1: 202 on week 29 Game #2: 194 on week 30 Game #3: 201 on week 20



Note: This report includes information through April 15 which is Week 31 of 33

**Chris Love's Bowling Record - Team 16: Team 16**

Week No.	Bowling Date	Old Avg	Old HDCP	-			Total	HDCP Total	Pins	Gms	---Average Change---			High Game	High Sers	HDCP Game	HDCP Sers		
				-1-	-2-	-3-					New	Old	---> +/-						
1	09/03/25	bk165	44	174	136	153	463	595	463	3	154.33	-	0.00	=	154.33	174	463	218	595
2	09/10/25	bk165	44	218	195	146	559	691	1022	6	170.33	-	154.33	=	16.00	218	559	262	691
3	09/17/25	bk165	44	157	159	193	509	641	1531	9	170.11	-	170.33	=	-0.22	218	559	262	691
4	09/24/25	170	40	157	158	183	498	618	2029	12	169.08	-	170.11	=	-1.03	218	559	262	691
5	10/01/25	169	40	135	176	178	489	609	2518	15	167.87	-	169.08	=	-1.22	218	559	262	691
6	10/08/25	167	42	159	150	181	490	616	3008	18	167.11	-	167.87	=	-0.76	218	559	262	691
7	10/15/25	167	42	116	130	158	404	530	3412	21	162.48	-	167.11	=	-4.63	218	559	262	691
8	10/22/25	162	46	172	206	147	525	663	3937	24	164.04	-	162.48	=	1.57	218	559	262	691
9	10/29/25	164	44	193	174	132	499	631	4436	27	164.30	-	164.04	=	0.25	218	559	262	691
10	11/05/25	164	44	164	152	224	540	672	4976	30	165.87	-	164.30	=	1.57	224	559	268	691
----- Week 11 was bowled after week 12 -----																			
11	11/12/25	165	44	128	256	184	568	700	5544	33	165.87	-	0.00	=	165.87	256	568	300	700
Scores were bowled after week 12 for weeks: 11																			
12	11/19/25	165	44	171	166	156	493	625	6037	36	167.69	-	165.87	=	1.83	256	568	300	700
13	11/26/25	167	42	126	171	157	454	580	6491	39	166.44	-	167.69	=	-1.26	256	568	300	700
14	12/03/25	166	43	195	166	264	625	754	7116	42	169.43	-	166.44	=	2.99	264	625	307	754
15	12/10/25	169	40	200	110	154	464	584	7580	45	168.44	-	169.43	=	-0.98	264	625	307	754
16	12/17/25	168	41	158	182	150	490	613	8070	48	168.13	-	168.44	=	-0.32	264	625	307	754

**End of 1st split**

17	01/07/26	168	41	164	163	154	481	604	8551	51	167.67	-	168.13	=	-0.46	264	625	307	754
18	01/14/26	167	42	144	176	184	504	630	9055	54	167.69	-	167.67	=	0.02	264	625	307	754
19	01/21/26	167	42	a167	a167	a167	501	627	9055	54	167.69	-	167.69	=	0.00	264	625	307	754
20	01/28/26	167	42	181	127	221	529	655	9584	57	168.14	-	167.69	=	0.46	264	625	307	754
21	02/04/26	168	41	165	150	171	486	609	10070	60	167.83	-	168.14	=	-0.31	264	625	307	754
22	02/11/26	167	42	164	160	153	477	603	10547	63	167.41	-	167.83	=	-0.42	264	625	307	754
23	02/18/26	167	42	147	149	207	503	629	11050	66	167.42	-	167.41	=	0.01	264	625	307	754
24	02/25/26	167	42	212	176	148	536	662	11586	69	167.91	-	167.42	=	0.49	264	625	307	754
25	03/04/26	167	42	133	159	165	457	583	12043	72	167.26	-	167.91	=	-0.65	264	625	307	754
26	03/11/26	167	42	178	134	209	521	647	12564	75	167.52	-	167.26	=	0.26	264	625	307	754
27	03/18/26	167	42	124	161	198	483	609	13047	78	167.27	-	167.52	=	-0.25	264	625	307	754
28	03/25/26	167	42	160	160	160	480	606	13527	81	167.00	-	167.27	=	-0.27	264	625	307	754
29	04/01/26	167	42	148	139	182	469	595	13996	84	166.62	-	167.00	=	-0.38	264	625	307	754
30	04/08/26	166	43	125	169	125	419	548	14415	87	165.69	-	166.62	=	-0.93	264	625	307	754
31	04/15/26	165	44	149	166	190	505	637	14920	90	165.78	-	165.69	=	0.09	264	625	307	754

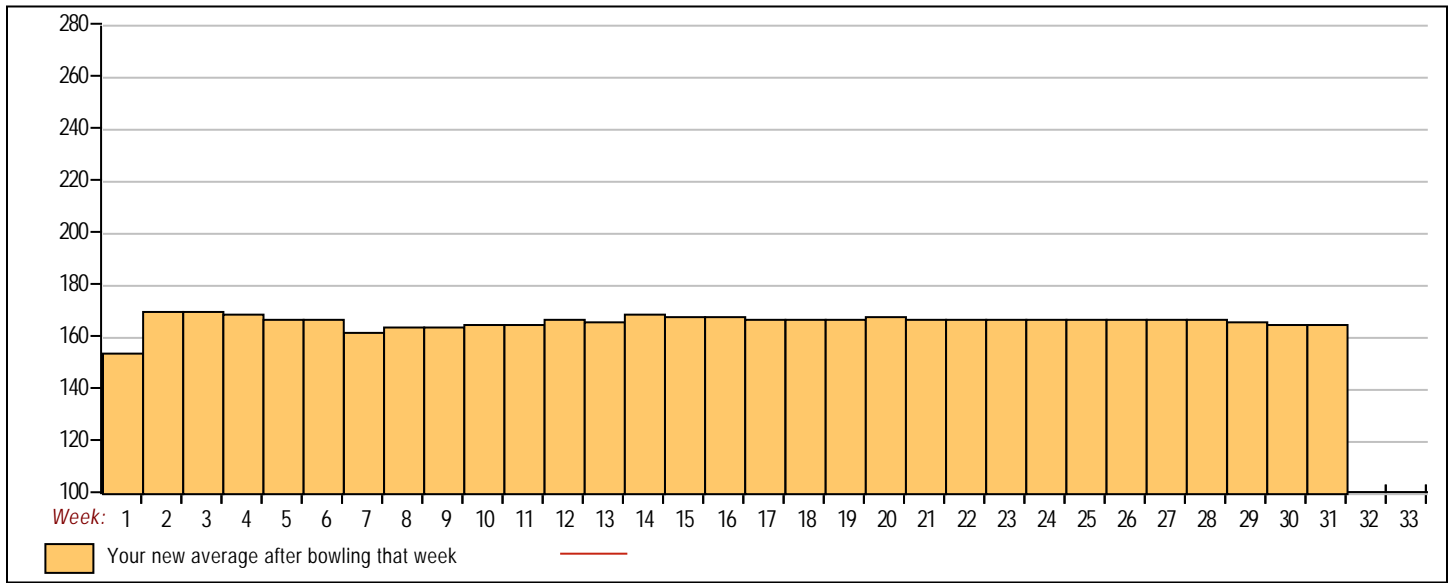


<100	100's	125's	150's	175's	200's	225's	250's	275's	300's
	3	20	39	18	8		2		
<400	400's	450's	500's	550's	600's	650's	700's	750's	800's
	2	16	9	2	1				

<b>Avg of Game 1</b>	<b>Avg of Game 2</b>	<b>Avg of Game 3</b>
160.57	162.53	174.23

High game of 264 on week 14      High series of 625 on week 14      High average of 170.33 after bowling week 2  
 Low game of 110 on week 15      Low series of 404 on week 7      Low average of 154.33 after bowling week 1

High Scores by Game  
 Game #1: 218 on week 2    Game #2: 256 on week 11    Game #3: 264 on week 14



Note: This report includes information through April 15 which is Week 31 of 33

**Carrie Love's Bowling Record - Team 16: Team 16**

Week No.	Bowling Date	Old Avg	Old HDCP	-1-	-2-	-3-	Total	HDCP Total	Pins	Gms	---Average Change---			High Game	High Sers	HDCP Game	HDCP Sers		
											New	Old	---> +/-						
1	09/03/25	bk143	0				0	0	0	0	-	0.00	=	0.00	0	0			
2	09/10/25	bk143	0				0	0	0	0	-	0.00	=	0.00	0	0			
3	09/17/25	bk143	0				0	0	0	0	-	0.00	=	0.00	0	0			
4	09/24/25	bk143	61	92	143	166	401	584	401	3	133.67	-	0.00	=	133.67	166	401	227	584
5	10/01/25	bk143	61	a143	a143	a143	429	612	401	3	133.67	-	133.67	=	0.00	166	401	227	584
6	10/08/25	bk143	0				0	0	401	3	133.67	-	133.67	=	0.00	166	401	227	584
7	10/15/25	bk143	0				0	0	401	3	133.67	-	133.67	=	0.00	166	401	227	584
8	10/22/25	bk143	0				0	0	401	3	133.67	-	133.67	=	0.00	166	401	227	584
9	10/29/25	bk143	0				0	0	401	3	133.67	-	133.67	=	0.00	166	401	227	584
10	11/05/25	bk143	0				0	0	401	3	133.67	-	133.67	=	0.00	166	401	227	584
11	11/12/25	bk143	0				0	0	401	3	133.67	-	133.67	=	0.00	166	401	227	584
12	11/19/25	bk143	0				0	0	401	3	133.67	-	133.67	=	0.00	166	401	227	584
13	11/26/25	bk143	0				0	0	401	3	133.67	-	133.67	=	0.00	166	401	227	584
14	12/03/25	bk143	0				0	0	401	3	133.67	-	133.67	=	0.00	166	401	227	584
15	12/10/25	bk143	0				0	0	401	3	133.67	-	133.67	=	0.00	166	401	227	584
16	12/17/25	bk143	0				0	0	401	3	133.67	-	133.67	=	0.00	166	401	227	584

**End of 1st split**

17	01/07/26	bk143	0				0	0	401	3	133.67	-	133.67	=	0.00	166	401	227	584
18	01/14/26	bk143	0				0	0	401	3	133.67	-	133.67	=	0.00	166	401	227	584
19	01/21/26	bk143	0				0	0	401	3	133.67	-	133.67	=	0.00	166	401	227	584
20	01/28/26	bk143	0				0	0	401	3	133.67	-	133.67	=	0.00	166	401	227	584
21	02/04/26	bk143	0				0	0	401	3	133.67	-	133.67	=	0.00	166	401	227	584
22	02/11/26	bk143	0				0	0	401	3	133.67	-	133.67	=	0.00	166	401	227	584
23	02/18/26	bk143	0				0	0	401	3	133.67	-	133.67	=	0.00	166	401	227	584
24	02/25/26	bk143	0				0	0	401	3	133.67	-	133.67	=	0.00	166	401	227	584
25	03/04/26	bk143	0				0	0	401	3	133.67	-	133.67	=	0.00	166	401	227	584
26	03/11/26	bk143	0				0	0	401	3	133.67	-	133.67	=	0.00	166	401	227	584
27	03/18/26	bk143	0				0	0	401	3	133.67	-	133.67	=	0.00	166	401	227	584
28	03/25/26	bk143	0				0	0	401	3	133.67	-	133.67	=	0.00	166	401	227	584
29	04/01/26	bk143	0				0	0	401	3	133.67	-	133.67	=	0.00	166	401	227	584
30	04/08/26	bk143	0				0	0	401	3	133.67	-	133.67	=	0.00	166	401	227	584
31	04/15/26	bk143	61				0	0	401	3	133.67	-	133.67	=	0.00	166	401	227	584

<u>&lt;100</u>	<u>100's</u>	<u>125's</u>	<u>150's</u>	<u>175's</u>	<u>200's</u>	<u>225's</u>	<u>250's</u>	<u>275's</u>	<u>300's</u>
1		1	1						
<u>&lt;400</u>	<u>400's</u>	<u>450's</u>	<u>500's</u>	<u>550's</u>	<u>600's</u>	<u>650's</u>	<u>700's</u>	<u>750's</u>	<u>800's</u>
	1								

Avg of Game 1	Avg of Game 2	Avg of Game 3
92.00	143.00	166.00

High game of 166 on week 4      High series of 401 on week 4      High average of 133.67 after bowling week 4  
 Low game of 92 on week 4      Low series of 401 on week 4      Low average of 133.67 after bowling week 4

High Scores by Game  
 Game #1: 92 on week 4    Game #2: 143 on week 4    Game #3: 166 on week 4

