

Note: This report includes information through April 1 which is Week 29 of 33

Alice Maher's Bowling Record - Team 16: Team 16

Week No.	Bowling Date	Old Avg	Old HDCP	Scores			Total	HDCP Total	Pins	Gms	---Average Change---			High Game	High Sers	HDCP Game	HDCP Sers
				-1-	-2-	-3-					New	Old	---> +/-				
1	09/03/25	bk134	68	132	131	167	430	634	430	3	143.33	- 0.00	= 143.33	167	430	235	634
2	09/10/25	bk134	68	146	148	157	451	655	881	6	146.83	- 143.33	= 3.50	167	451	235	655
3	09/17/25	bk134	68	130	106	135	371	575	1252	9	139.11	- 146.83	= -7.72	167	451	235	655
4	09/24/25	139	0				0	0	1252	9	139.11	- 139.11	= 0.00	167	451	235	655
5	10/01/25	139	0				0	0	1252	9	139.11	- 139.11	= 0.00	167	451	235	655
6	10/08/25	139	64	a139	136	119	394	586	1507	11	137.00	- 139.11	= -2.11	167	451	235	655
7	10/15/25	137	66	103	149	119	371	569	1878	14	134.14	- 137.00	= -2.86	167	451	235	655
8	10/22/25	134	68	112	172	132	416	620	2294	17	134.94	- 134.14	= 0.80	172	451	240	655
9	10/29/25	134	68	164	120	115	399	603	2693	20	134.65	- 134.94	= -0.29	172	451	240	655
10	11/05/25	134	68	a134	a134	a134	402	606	2693	20	134.65	- 134.65	= 0.00	172	451	240	655
---- Week 11 was bowled after week 12 ----																	
11	11/12/25	136	67	150	176	167	493	694	3186	23	134.65	- 0.00	= 134.65	176	493	244	697
Scores were bowled after week 12 for weeks: 11																	
12	11/19/25	134	68	143	145	148	436	640	3622	26	139.31	- 134.65	= 4.66	176	493	243	694
13	11/26/25	139	64	146	160	155	461	653	4083	29	140.79	- 139.31	= 1.49	176	493	243	694
14	12/03/25	140	64	a140	a140	a140	420	612	4083	29	140.79	- 140.79	= 0.00	176	493	243	694
15	12/10/25	140	64	157	139	143	439	631	4522	32	141.31	- 140.79	= 0.52	176	493	243	694
16	12/17/25	141	63	112	113	164	389	578	4911	35	140.31	- 141.31	= -1.00	176	493	243	694

End of 1st split

17	01/07/26	140	64	149	142	144	435	627	5346	38	140.68	- 140.31	= 0.37	176	493	243	694
18	01/14/26	140	64	141	137	181	459	651	5805	41	141.59	- 140.68	= 0.90	181	493	245	694
19	01/21/26	141	63	a141	a141	a141	423	612	5805	41	141.59	- 141.59	= 0.00	181	493	245	694
20	01/28/26	141	63	125	147	137	409	598	6214	44	141.23	- 141.59	= -0.36	181	493	245	694
21	02/04/26	141	63	a141	a141	a141	423	612	6214	44	141.23	- 141.23	= 0.00	181	493	245	694
22	02/11/26	141	63	142	131	119	392	581	6606	47	140.55	- 141.23	= -0.67	181	493	245	694
23	02/18/26	140	64	134	111	137	382	574	6988	50	139.76	- 140.55	= -0.79	181	493	245	694
24	02/25/26	139	64	135	133	94	362	554	7350	53	138.68	- 139.76	= -1.08	181	493	245	694
25	03/04/26	138	65	145	89	155	389	584	7739	56	138.20	- 138.68	= -0.48	181	493	245	694
26	03/11/26	138	65	109	117	126	352	547	8091	59	137.14	- 138.20	= -1.06	181	493	245	694
27	03/18/26	137	66	94	81	a137	312	510	8266	61	135.51	- 137.14	= -1.63	181	493	245	694
28	03/25/26	135	68	130	149	144	423	627	8689	64	135.77	- 135.51	= 0.26	181	493	245	694
29	04/01/26	135	68	101	145	141	387	591	9076	67	135.46	- 135.77	= -0.30	181	493	245	694

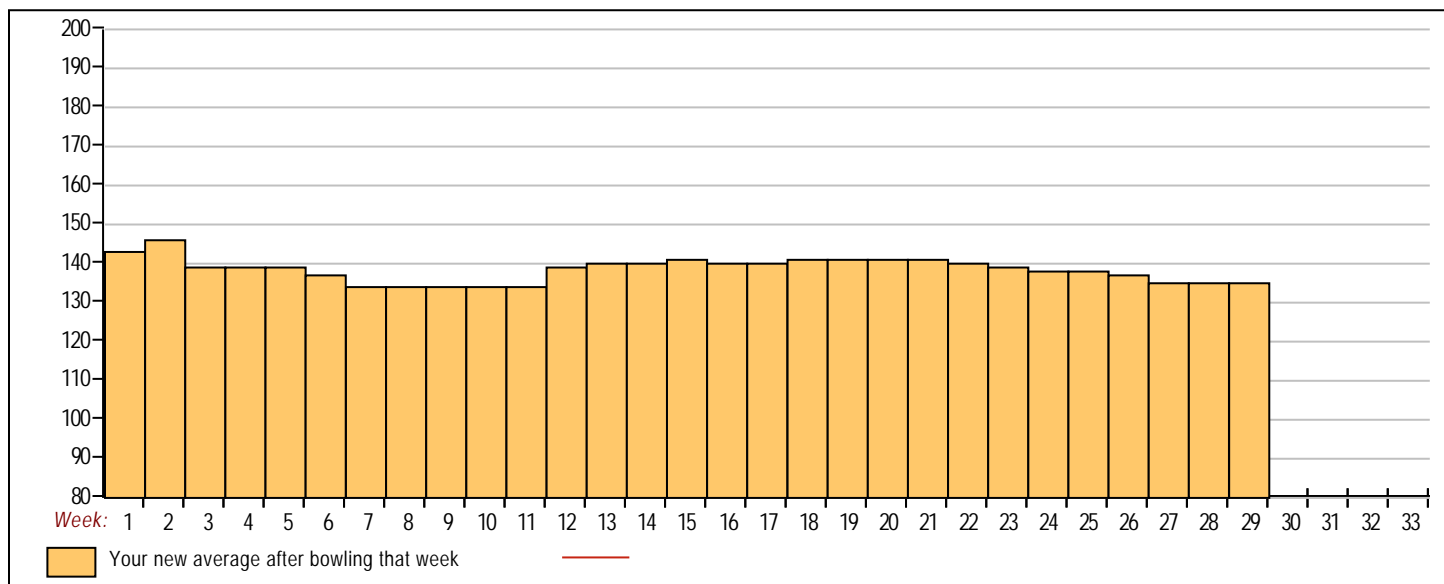
<100	100's	125's	150's	175's	200's	225's	250's	275's	300's
4	14	36	11	2					
<400	400's	450's	500's	550's	600's	650's	700's	750's	800's
10	7	4							

Avg of Game 1	Avg of Game 2	Avg of Game 3
131.82	133.78	140.86

High game of 181 on week 18 High series of 493 on week 11 High average of 146.83 after bowling week 2
 Low game of 81 on week 27 Low series of 312 on week 27 Low average of 134.14 after bowling week 7

High Scores by Game

Game #1: 164 on week 9 Game #2: 176 on week 11 Game #3: 181 on week 18



Note: This report includes information through April 1 which is Week 29 of 33

Lani Chin's Bowling Record - Team 16: Team 16

Week No.	Bowling Date	Old Avg	Old HDCP	-			Total	HDCP Total	Pins	Gms	---Average Change---			High Game	High Sers	HDCP Game	HDCP Sers		
				-1-	-2-	-3-					New - Old	--->	+/-						
1	09/03/25	bk152	54	112	103	140	355	517	355	3	118.33	-	0.00	=	118.33	140	355	194	517
2	09/10/25	bk152	54	137	125	154	416	578	771	6	128.50	-	118.33	=	10.17	154	416	208	578
3	09/17/25	bk152	54	126	174	137	437	599	1208	9	134.22	-	128.50	=	5.72	174	437	228	599
4	09/24/25	142	62	116	139	143	398	584	1606	12	133.83	-	134.22	=	-0.39	174	437	228	599
5	10/01/25	142	62	129	166	137	432	618	2038	15	135.87	-	133.83	=	2.03	174	437	228	618
6	10/08/25	142	62	136	136	139	411	597	2449	18	136.06	-	135.87	=	0.19	174	437	228	618
7	10/15/25	142	62	177	150	172	499	685	2948	21	140.38	-	136.06	=	4.33	177	499	239	685
8	10/22/25	142	62	136	128	158	422	608	3370	24	140.42	-	140.38	=	0.04	177	499	239	685
9	10/29/25	142	62	149	144	128	421	607	3791	27	140.41	-	140.42	=	-0.01	177	499	239	685
10	11/05/25	142	62	160	156	151	467	653	4258	30	141.93	-	140.41	=	1.53	177	499	239	685
---- Week 11 was bowled after week 12 ----																			
11	11/12/25	142	62	113	120	161	394	580	4652	33	141.93	-	0.00	=	141.93	177	499	239	685
Scores were bowled after week 12 for weeks: 11																			
12	11/19/25	142	62	147	131	159	437	623	5089	36	141.36	-	141.93	=	-0.57	177	499	239	685
13	11/26/25	142	62	133	116	133	382	568	5471	39	140.28	-	141.36	=	-1.08	177	499	239	685
14	12/03/25	142	62	124	176	137	437	623	5908	42	140.67	-	140.28	=	0.38	177	499	239	685
15	12/10/25	142	62	135	120	129	384	570	6292	45	139.82	-	140.67	=	-0.84	177	499	239	685
16	12/17/25	142	62	133	176	144	453	639	6745	48	140.52	-	139.82	=	0.70	177	499	239	685

End of 1st split

17	01/07/26	142	62	114	156	149	419	605	7164	51	140.47	-	140.52	=	-0.05	177	499	239	685
18	01/14/26	142	62	130	144	148	422	608	7586	54	140.48	-	140.47	=	0.01	177	499	239	685
19	01/21/26	142	62	110	145	128	383	569	7969	57	139.81	-	140.48	=	-0.67	177	499	239	685
20	01/28/26	142	62	135	171	201	507	693	8476	60	141.27	-	139.81	=	1.46	201	507	263	693
21	02/04/26	142	62	116	187	166	469	655	8945	63	141.98	-	141.27	=	0.72	201	507	263	693
22	02/11/26	142	62	190	135	166	491	677	9436	66	142.97	-	141.98	=	0.99	201	507	263	693
23	02/18/26	142	62	114	152	127	393	579	9829	69	142.45	-	142.97	=	-0.52	201	507	263	693
24	02/25/26	142	62	144	160	167	471	657	10300	72	143.06	-	142.45	=	0.61	201	507	263	693
25	03/04/26	143	61	147	157	162	466	649	10766	75	143.55	-	143.06	=	0.49	201	507	263	693
26	03/11/26	143	61	131	126	138	395	578	11161	78	143.09	-	143.55	=	-0.46	201	507	263	693
27	03/18/26	143	61	113	164	140	417	600	11578	81	142.94	-	143.09	=	-0.15	201	507	263	693
28	03/25/26	142	62	137	185	172	494	680	12072	84	143.71	-	142.94	=	0.78	201	507	263	693
29	04/01/26	143	61	202	142	157	501	684	12573	87	144.52	-	143.71	=	0.80	202	507	263	693



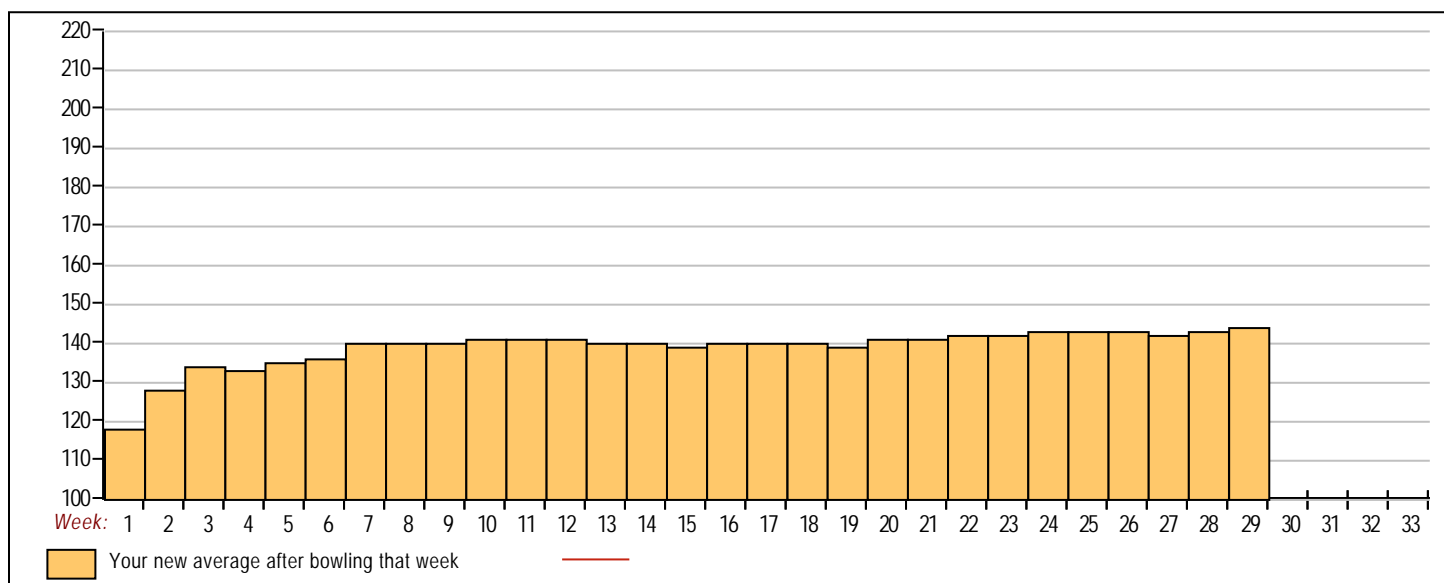
<100	100's	125's	150's	175's	200's	225's	250's	275's	300's
	13	43	23	6	2				
<400	400's	450's	500's	550's	600's	650's	700's	750's	800's
8	11	8	2						

Avg of Game 1	Avg of Game 2	Avg of Game 3
136.07	147.72	149.76

High game of 202 on week 29 High series of 507 on week 20 High average of 144.52 after bowling week 29
 Low game of 103 on week 1 Low series of 355 on week 1 Low average of 118.33 after bowling week 1

High Scores by Game

Game #1: 202 on week 29 Game #2: 187 on week 21 Game #3: 201 on week 20



Note: This report includes information through April 1 which is Week 29 of 33

Chris Love's Bowling Record - Team 16: Team 16

Table with columns: Week No., Bowling Date, Old Avg, Old HDCP, -1-, -2-, -3-, Total, HDCP Total, Pins, Gms, ---Average Change--- (New - Old ---> +/-), High Game, High Sers, HDCP Game, HDCP Sers. Rows 1-16.

---- Week 11 was bowled after week 12 ----
Scores were bowled after week 12 for weeks: 11

End of 1st split

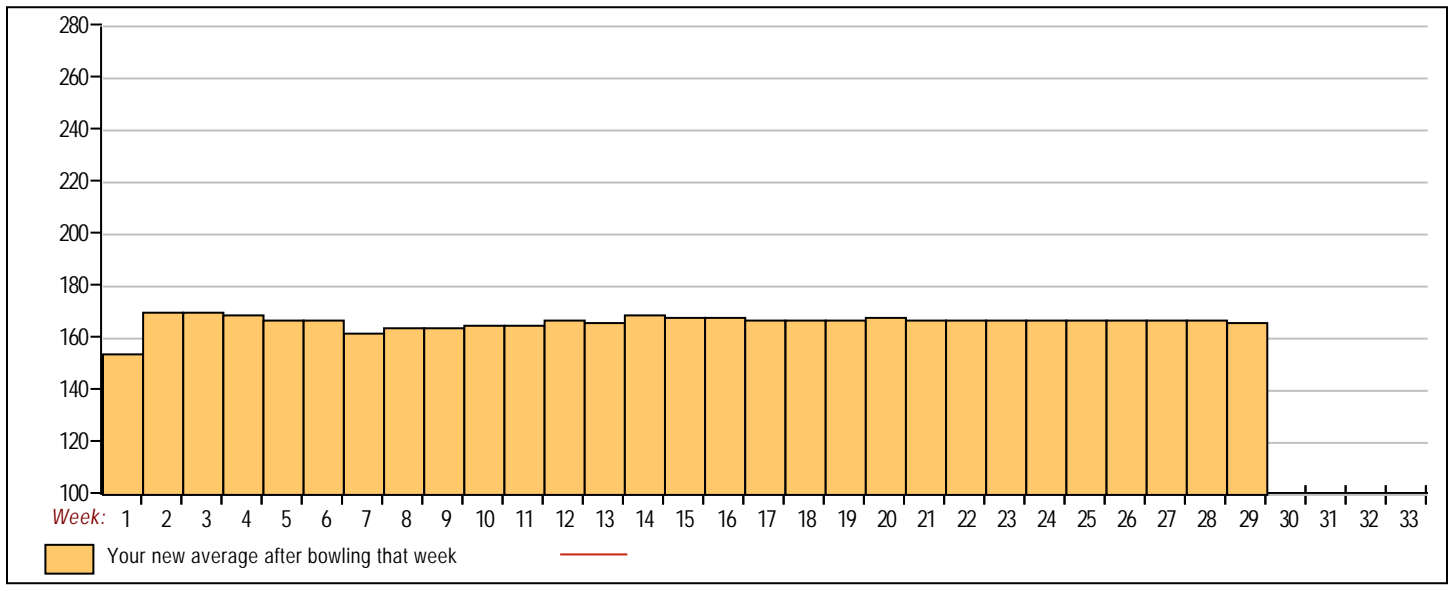
Table with columns: Week No., Bowling Date, Old Avg, Old HDCP, -1-, -2-, -3-, Total, HDCP Total, Pins, Gms, ---Average Change--- (New - Old ---> +/-), High Game, High Sers, HDCP Game, HDCP Sers. Rows 17-29.

Summary table with columns: <100, 100's, 125's, 150's, 175's, 200's, 225's, 250's, 275's, 300's, <400, 400's, 450's, 500's, 550's, 600's, 650's, 700's, 750's, 800's.

Avg of Game 1: 162.25, Avg of Game 2: 162.18, Avg of Game 3: 175.43

High game of 264 on week 14, High series of 625 on week 14, High average of 170.33 after bowling week 2
Low game of 110 on week 15, Low series of 404 on week 7, Low average of 154.33 after bowling week 1

High Scores by Game
Game #1: 218 on week 2 Game #2: 256 on week 11 Game #3: 264 on week 14



Note: This report includes information through April 1 which is Week 29 of 33

Carrie Love's Bowling Record - Team 16: Team 16

Week No.	Bowling Date	Old Avg	Old HDCP	-			Total	HDCP Total	Pins	Gms	---Average Change---			High Game	High Sers	HDCP Game	HDCP Sers		
				-1-	-2-	-3-					New - Old	--->	+/-						
1	09/03/25	bk143	0				0	0	0	0	-	0.00	=	0.00	0	0			
2	09/10/25	bk143	0				0	0	0	0	-	0.00	=	0.00	0	0			
3	09/17/25	bk143	0				0	0	0	0	-	0.00	=	0.00	0	0			
4	09/24/25	bk143	61	92	143	166	401	584	401	3	133.67	-	0.00	=	133.67	166	401	227	584
5	10/01/25	bk143	61	a143	a143	a143	429	612	401	3	133.67	-	133.67	=	0.00	166	401	227	584
6	10/08/25	bk143	0				0	0	401	3	133.67	-	133.67	=	0.00	166	401	227	584
7	10/15/25	bk143	0				0	0	401	3	133.67	-	133.67	=	0.00	166	401	227	584
8	10/22/25	bk143	0				0	0	401	3	133.67	-	133.67	=	0.00	166	401	227	584
9	10/29/25	bk143	0				0	0	401	3	133.67	-	133.67	=	0.00	166	401	227	584
10	11/05/25	bk143	0				0	0	401	3	133.67	-	133.67	=	0.00	166	401	227	584
11	11/12/25	bk143	0				0	0	401	3	133.67	-	133.67	=	0.00	166	401	227	584
12	11/19/25	bk143	0				0	0	401	3	133.67	-	133.67	=	0.00	166	401	227	584
13	11/26/25	bk143	0				0	0	401	3	133.67	-	133.67	=	0.00	166	401	227	584
14	12/03/25	bk143	0				0	0	401	3	133.67	-	133.67	=	0.00	166	401	227	584
15	12/10/25	bk143	0				0	0	401	3	133.67	-	133.67	=	0.00	166	401	227	584
16	12/17/25	bk143	0				0	0	401	3	133.67	-	133.67	=	0.00	166	401	227	584

End of 1st split

17	01/07/26	bk143	0				0	0	401	3	133.67	-	133.67	=	0.00	166	401	227	584
18	01/14/26	bk143	0				0	0	401	3	133.67	-	133.67	=	0.00	166	401	227	584
19	01/21/26	bk143	0				0	0	401	3	133.67	-	133.67	=	0.00	166	401	227	584
20	01/28/26	bk143	0				0	0	401	3	133.67	-	133.67	=	0.00	166	401	227	584
21	02/04/26	bk143	0				0	0	401	3	133.67	-	133.67	=	0.00	166	401	227	584
22	02/11/26	bk143	0				0	0	401	3	133.67	-	133.67	=	0.00	166	401	227	584
23	02/18/26	bk143	0				0	0	401	3	133.67	-	133.67	=	0.00	166	401	227	584
24	02/25/26	bk143	0				0	0	401	3	133.67	-	133.67	=	0.00	166	401	227	584
25	03/04/26	bk143	0				0	0	401	3	133.67	-	133.67	=	0.00	166	401	227	584
26	03/11/26	bk143	0				0	0	401	3	133.67	-	133.67	=	0.00	166	401	227	584
27	03/18/26	bk143	0				0	0	401	3	133.67	-	133.67	=	0.00	166	401	227	584
28	03/25/26	bk143	0				0	0	401	3	133.67	-	133.67	=	0.00	166	401	227	584
29	04/01/26	bk143	61				0	0	401	3	133.67	-	133.67	=	0.00	166	401	227	584

<u><100</u>	<u>100's</u>	<u>125's</u>	<u>150's</u>	<u>175's</u>	<u>200's</u>	<u>225's</u>	<u>250's</u>	<u>275's</u>	<u>300's</u>
1		1	1						
<u><400</u>	<u>400's</u>	<u>450's</u>	<u>500's</u>	<u>550's</u>	<u>600's</u>	<u>650's</u>	<u>700's</u>	<u>750's</u>	<u>800's</u>
	1								

Avg of Game 1	Avg of Game 2	Avg of Game 3
92.00	143.00	166.00

High game of 166 on week 4 High series of 401 on week 4 High average of 133.67 after bowling week 4
 Low game of 92 on week 4 Low series of 401 on week 4 Low average of 133.67 after bowling week 4

High Scores by Game
 Game #1: 92 on week 4 Game #2: 143 on week 4 Game #3: 166 on week 4

