

Note: This report includes information through April 29 which is Week 33 of 33

Christian Manalaysay's Bowling Record - Team 14: Noot Noot

Week No.	Bowling Date	Old Avg	Old HDCP	-1- -2- -3-			Total	HDCP		Pins	Gms	---Average Change---			High Game	High Sers	HDCP Game	HDCP Sers	
				-1-	-2-	-3-		Total	Total			New - Old ---> +/-	=	181.00					
1	09/03/25	bk172	38	173	184	186	543	657	543	3	181.00	-	0.00	=	181.00	186	543	224	657
2	09/10/25	bk172	38	151	192	167	510	624	1053	6	175.50	-	181.00	=	-5.50	192	543	230	657
3	09/17/25	bk172	38	193	161	236	590	704	1643	9	182.56	-	175.50	=	7.06	236	590	274	704
4	09/24/25	182	30	149	155	179	483	573	2126	12	177.17	-	182.56	=	-5.39	236	590	274	704
5	10/01/25	177	34	171	116	180	467	569	2593	15	172.87	-	177.17	=	-4.30	236	590	274	704
6	10/08/25	172	38	178	227	196	601	715	3194	18	177.44	-	172.87	=	4.58	236	601	274	715
7	10/15/25	177	34	181	174	179	534	636	3728	21	177.52	-	177.44	=	0.08	236	601	274	715
8	10/22/25	177	34	219	209	189	617	719	4345	24	181.04	-	177.52	=	3.52	236	617	274	719
9	10/29/25	181	31	178	151	188	517	610	4862	27	180.07	-	181.04	=	-0.97	236	617	274	719
10	11/05/25	180	32	177	159	158	494	590	5356	30	178.53	-	180.07	=	-1.54	236	617	274	719
11	11/12/25	178	33	195	144	199	538	637	5894	33	178.61	-	178.53	=	0.07	236	617	274	719
12	11/19/25	178	33	222	203	181	606	705	6500	36	180.56	-	178.61	=	1.95	236	617	274	719
13	11/26/25	180	32	191	197	238	626	722	7126	39	182.72	-	180.56	=	2.16	238	626	274	722
14	12/03/25	182	30	131	180	222	533	623	7659	42	182.36	-	182.72	=	-0.36	238	626	274	722
15	12/10/25	182	30	187	241	171	599	689	8258	45	183.51	-	182.36	=	1.15	241	626	274	722
16	12/17/25	183	29	171	178	190	539	626	8797	48	183.27	-	183.51	=	-0.24	241	626	274	722

End of 1st split

17	01/07/26	183	29	157	148	160	465	552	9262	51	181.61	-	183.27	=	-1.66	241	626	274	722
18	01/14/26	181	31	176	214	152	542	635	9804	54	181.56	-	181.61	=	-0.05	241	626	274	722
19	01/21/26	181	31	177	159	116	452	545	10256	57	179.93	-	181.56	=	-1.63	241	626	274	722
20	01/28/26	179	32	214	144	202	560	656	10816	60	180.27	-	179.93	=	0.34	241	626	274	722
21	02/04/26	180	32	a180	a180	a180	540	636	10816	60	180.27	-	180.27	=	0.00	241	626	274	722
22	02/11/26	180	32	152	163	165	480	576	11296	63	179.30	-	180.27	=	-0.97	241	626	274	722
23	02/18/26	179	32	188	173	226	587	683	11883	66	180.05	-	179.30	=	0.74	241	626	274	722
24	02/25/26	180	32	191	185	150	526	622	12409	69	179.84	-	180.05	=	-0.20	241	626	274	722
25	03/04/26	179	32	146	156	155	457	553	12866	72	178.69	-	179.84	=	-1.15	241	626	274	722
26	03/11/26	178	33	193	139	139	471	570	13337	75	177.83	-	178.69	=	-0.87	241	626	274	722
27	03/18/26	177	34	158	165	225	548	650	13885	78	178.01	-	177.83	=	0.19	241	626	274	722
28	03/25/26	178	33	a178	a178	a178	534	633	13885	78	178.01	-	178.01	=	0.00	241	626	274	722
29	04/01/26	178	33	182	149	178	509	608	14394	81	177.70	-	178.01	=	-0.31	241	626	274	722
30	04/08/26	177	34	156	206	170	532	634	14926	84	177.69	-	177.70	=	-0.01	241	626	274	722
31	04/15/26	177	34	136	169	159	464	566	15390	87	176.90	-	177.69	=	-0.79	241	626	274	722
32	04/22/26	176	35	162	201	207	570	675	15960	90	177.33	-	176.90	=	0.44	241	626	274	722
33	04/29/26	177	34	167	166	160	493	595	15960	90	177.33	-	177.33	=	0.00	241	626	274	722

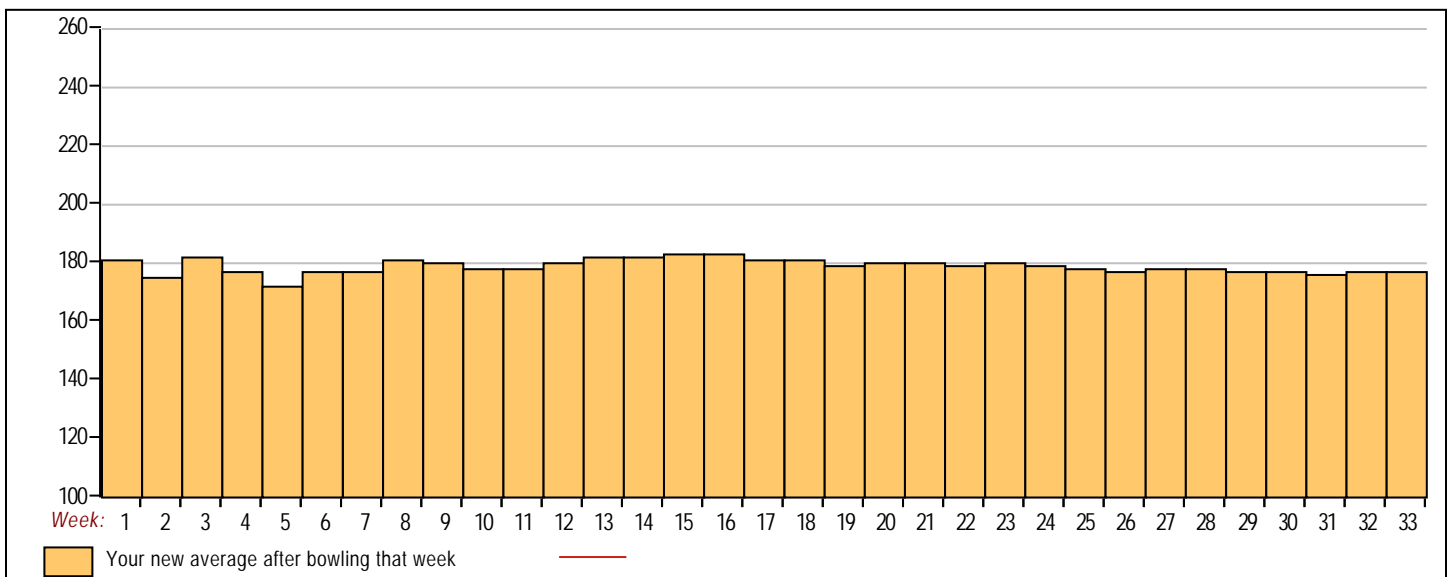
End of 2nd split

<100	100's	125's	150's	175's	200's	225's	250's	275's	300's
	2	10	33	31	11	6			
<400	400's	450's	500's	550's	600's	650's	700's	750's	800's
		10	12	5	4				

Avg of Game 1 **Avg of Game 2** **Avg of Game 3**
 174.90 174.45 181.39

High game of 241 on week 15 High series of 626 on week 13 High average of 183.51 after bowling week 15
 Low game of 116 on week 5 Low series of 452 on week 19 Low average of 172.87 after bowling week 5

High Scores by Game
 Game #1: 222 on week 12 Game #2: 241 on week 15 Game #3: 238 on week 13



Note: This report includes information through April 29 which is Week 33 of 33

Justin Lee's Bowling Record - Team 14: Noot Noot

Week No.	Bowling Date	Old Avg	Old HDCP	-			Total	HDCP Total	Pins	Gms	---Average Change---			High Game	High Sers	HDCP Game	HDCP Sers		
				-1-	-2-	-3-					New	Old	---> +/-						
1	09/03/25	bk170	40	191	202	220	613	733	613	3	204.33	-	0.00	=	204.33	220	613	260	733
2	09/10/25	bk170	40	195	257	109	561	681	1174	6	195.67	-	204.33	=	-8.67	257	613	297	733
3	09/17/25	bk170	40	192	254	189	635	755	1809	9	201.00	-	195.67	=	5.33	257	635	297	755
4	09/24/25	201	15	226	203	253	682	727	2491	12	207.58	-	201.00	=	6.58	257	682	297	755
5	10/01/25	207	10	183	218	193	594	624	3085	15	205.67	-	207.58	=	-1.92	257	682	297	755
6	10/08/25	205	12	194	212	186	592	628	3677	18	204.28	-	205.67	=	-1.39	257	682	297	755
7	10/15/25	204	12	162	190	208	560	596	4237	21	201.76	-	204.28	=	-2.52	257	682	297	755
8	10/22/25	201	15	a201	a201	a201	603	648	4237	21	201.76	-	201.76	=	0.00	257	682	297	755
9	10/29/25	201	15	173	211	208	592	637	4829	24	201.21	-	201.76	=	-0.55	257	682	297	755
10	11/05/25	201	15	246	193	172	611	656	5440	27	201.48	-	201.21	=	0.27	257	682	297	755
11	11/12/25	201	15	176	159	202	537	582	5977	30	199.23	-	201.48	=	-2.25	257	682	297	755
12	11/19/25	199	16	151	196	164	511	559	6488	33	196.61	-	199.23	=	-2.63	257	682	297	755
13	11/26/25	196	19	141	208	176	525	582	7013	36	194.81	-	196.61	=	-1.80	257	682	297	755
14	12/03/25	194	20	148	211	211	570	630	7583	39	194.44	-	194.81	=	-0.37	257	682	297	755
15	12/10/25	194	20	232	178	192	602	662	8185	42	194.88	-	194.44	=	0.45	257	682	297	755
16	12/17/25	194	20	168	195	169	532	592	8717	45	193.71	-	194.88	=	-1.17	257	682	297	755

End of 1st split

17	01/07/26	193	21	177	175	201	553	616	9270	48	193.13	-	193.71	=	-0.59	257	682	297	755
18	01/14/26	193	21	a193	a193	a193	579	642	9270	48	193.13	-	193.13	=	0.00	257	682	297	755
19	01/21/26	193	21	153	194	155	502	565	9772	51	191.61	-	193.13	=	-1.52	257	682	297	755
20	01/28/26	191	0				0	0	9772	51	191.61	-	191.61	=	0.00	257	682	297	755
21	02/04/26	191	23	177	130	173	480	549	10252	54	189.85	-	191.61	=	-1.76	257	682	297	755
22	02/11/26	189	24	177	191	193	561	633	10813	57	189.70	-	189.85	=	-0.15	257	682	297	755
23	02/18/26	189	24	179	216	197	592	664	11405	60	190.08	-	189.70	=	0.38	257	682	297	755
24	02/25/26	190	24	231	217	165	613	685	12018	63	190.76	-	190.08	=	0.68	257	682	297	755
25	03/04/26	190	24	169	213	227	609	681	12627	66	191.32	-	190.76	=	0.56	257	682	297	755
26	03/11/26	191	23	a191	a191	a191	573	642	12627	66	191.32	-	191.32	=	0.00	257	682	297	755
27	03/18/26	191	23	181	172	136	489	558	13116	69	190.09	-	191.32	=	-1.23	257	682	297	755
28	03/25/26	190	24	167	182	171	520	592	13636	72	189.39	-	190.09	=	-0.70	257	682	297	755
29	04/01/26	189	24	171	158	177	506	578	14142	75	188.56	-	189.39	=	-0.83	257	682	297	755
30	04/08/26	188	25	181	190	233	604	679	14746	78	189.05	-	188.56	=	0.49	257	682	297	755
31	04/15/26	189	24	222	246	205	673	745	15419	81	190.36	-	189.05	=	1.31	257	682	297	755
32	04/22/26	190	24	235	181	174	590	662	16009	84	190.58	-	190.36	=	0.23	257	682	297	755
33	04/29/26	190	24	149	256	188	593	665	16009	84	190.58	-	190.58	=	0.00	257	682	297	755

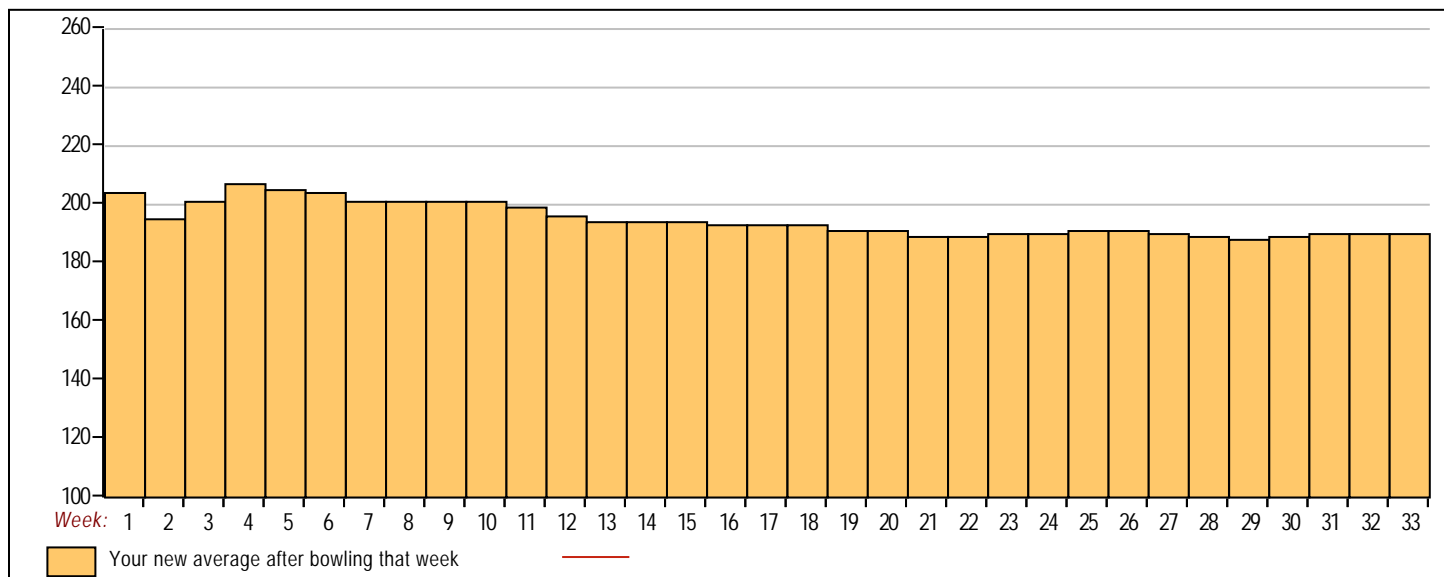
End of 2nd split

<100	100's	125's	150's	175's	200's	225's	250's	275's	300's
	1	5	19	32	18	8	4		
<400	400's	450's	500's	550's	600's	650's	700's	750's	800's
		2	7	11	7	2			

Avg of Game 1 **Avg of Game 2** **Avg of Game 3**
 184.38 200.28 187.83

High game of 257 on week 2 High series of 682 on week 4 High average of 207.58 after bowling week 4
 Low game of 109 on week 2 Low series of 480 on week 21 Low average of 188.56 after bowling week 29

High Scores by Game
 Game #1: 246 on week 10 Game #2: 257 on week 2 Game #3: 253 on week 4



Note: This report includes information through April 29 which is Week 33 of 33

Kody Fong's Bowling Record - Team 14: Noot Noot

Week No.	Bowling Date	Old Avg	Old HDCP	-1- -2- -3-			Total	HDCP Total	Pins	Gms	---Average Change---			High Game	High Sers	HDCP Game	HDCP Sers
				-1-	-2-	-3-					New - Old	--->	+/-				
1	09/03/25	bk197	18	178	213	186	577	631	577	3	192.33	- 0.00	= 192.33	213	577	231	631
2	09/10/25	bk197	18	144	177	245	566	620	1143	6	190.50	- 192.33	= -1.83	245	577	263	631
3	09/17/25	bk197	18	182	203	156	541	595	1684	9	187.11	- 190.50	= -3.39	245	577	263	631
4	09/24/25	187	26	178	203	187	568	646	2252	12	187.67	- 187.11	= 0.56	245	577	263	646
5	10/01/25	187	26	177	215	220	612	690	2864	15	190.93	- 187.67	= 3.27	245	612	263	690
6	10/08/25	190	24	194	268	170	632	704	3496	18	194.22	- 190.93	= 3.29	268	632	292	704
7	10/15/25	194	20	191	162	208	561	621	4057	21	193.19	- 194.22	= -1.03	268	632	292	704
8	10/22/25	193	21	202	145	190	537	600	4594	24	191.42	- 193.19	= -1.77	268	632	292	704
9	10/29/25	191	23	225	177	181	583	652	5177	27	191.74	- 191.42	= 0.32	268	632	292	704
10	11/05/25	191	23	189	204	256	649	718	5826	30	194.20	- 191.74	= 2.46	268	649	292	718
11	11/12/25	194	20	161	186	165	512	572	6338	33	192.06	- 194.20	= -2.14	268	649	292	718
12	11/19/25	192	22	159	279	140	578	644	6916	36	192.11	- 192.06	= 0.05	279	649	301	718
13	11/26/25	192	22	253	220	229	702	768	7618	39	195.33	- 192.11	= 3.22	279	702	301	768
14	12/03/25	195	20	143	188	195	526	586	8144	42	193.90	- 195.33	= -1.43	279	702	301	768
15	12/10/25	193	21	207	200	190	597	660	8741	45	194.24	- 193.90	= 0.34	279	702	301	768
16	12/17/25	194	20	182	236	208	626	686	9367	48	195.15	- 194.24	= 0.90	279	702	301	768

End of 1st split

17	01/07/26	195	20	185	211	202	598	658	9965	51	195.39	- 195.15	= 0.25	279	702	301	768
18	01/14/26	195	20	128	208	195	531	591	10496	54	194.37	- 195.39	= -1.02	279	702	301	768
19	01/21/26	194	20	203	184	213	600	660	11096	57	194.67	- 194.37	= 0.30	279	702	301	768
20	01/28/26	194	20	254	236	203	693	753	11789	60	196.48	- 194.67	= 1.82	279	702	301	768
21	02/04/26	196	19	135	186	212	533	590	12322	63	195.59	- 196.48	= -0.90	279	702	301	768
22	02/11/26	195	20	233	215	225	673	733	12995	66	196.89	- 195.59	= 1.31	279	702	301	768
23	02/18/26	196	19	191	156	182	529	586	13524	69	196.00	- 196.89	= -0.89	279	702	301	768
24	02/25/26	196	19	187	184	190	561	618	14085	72	195.63	- 196.00	= -0.38	279	702	301	768
25	03/04/26	195	20	181	243	181	605	665	14690	75	195.87	- 195.63	= 0.24	279	702	301	768
26	03/11/26	195	20	199	206	199	604	664	15294	78	196.08	- 195.87	= 0.21	279	702	301	768
27	03/18/26	196	19	190	162	177	529	586	15823	81	195.35	- 196.08	= -0.73	279	702	301	768
28	03/25/26	195	20	211	164	202	577	637	16400	84	195.24	- 195.35	= -0.11	279	702	301	768
29	04/01/26	195	20	128	207	256	591	651	16991	87	195.30	- 195.24	= 0.06	279	702	301	768
30	04/08/26	195	20	227	193	204	624	684	17615	90	195.72	- 195.30	= 0.42	279	702	301	768
31	04/15/26	195	20	225	184	228	637	697	18252	93	196.26	- 195.72	= 0.54	279	702	301	768
32	04/22/26	196	19	191	232	245	668	725	18920	96	197.08	- 196.26	= 0.83	279	702	301	768
33	04/29/26	197	18	189	160	166	515	569	18920	96	197.08	- 197.08	= 0.00	279	702	301	768

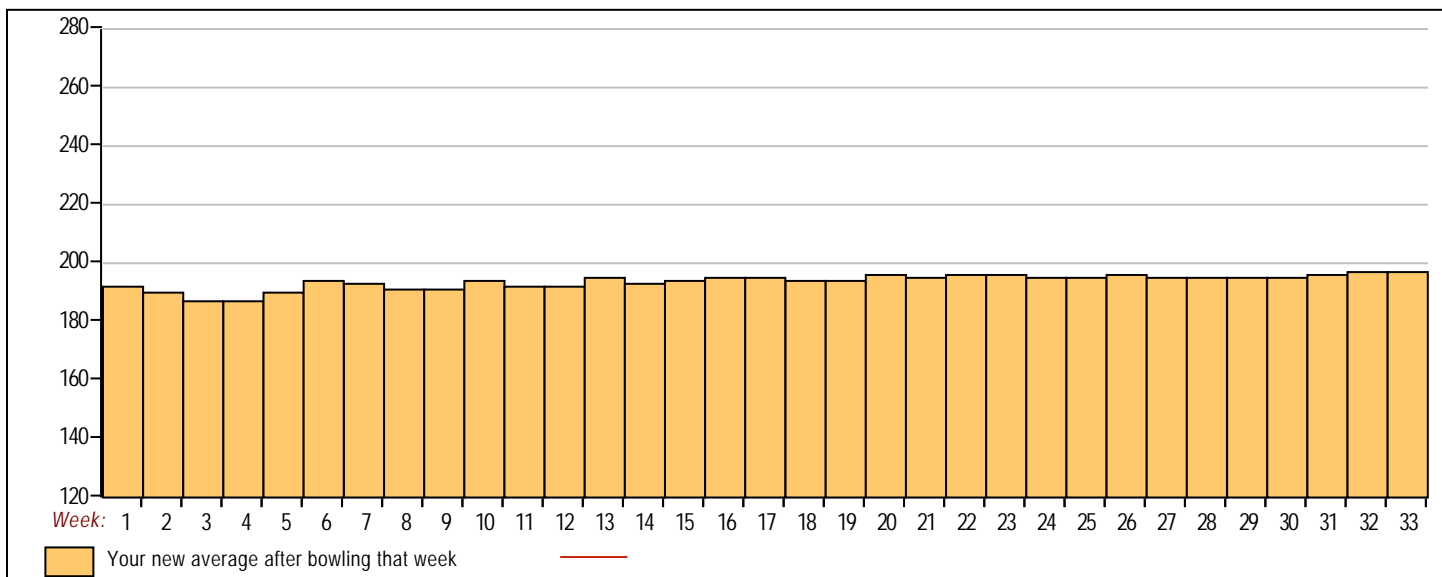
End of 2nd split

<u><100</u>	<u>100's</u>	<u>125's</u>	<u>150's</u>	<u>175's</u>	<u>200's</u>	<u>225's</u>	<u>250's</u>	<u>275's</u>	<u>300's</u>
		7	11	37	25	13	5	1	
<u><400</u>	<u>400's</u>	<u>450's</u>	<u>500's</u>	<u>550's</u>	<u>600's</u>	<u>650's</u>	<u>700's</u>	<u>750's</u>	<u>800's</u>
			9	11	9	3	1		

<u>Avg of Game 1</u>	<u>Avg of Game 2</u>	<u>Avg of Game 3</u>
188.55	200.21	200.18

High game of 279 on week 12 High series of 702 on week 13 High average of 197.08 after bowling week 32
 Low game of 128 on week 18 Low series of 512 on week 11 Low average of 187.11 after bowling week 3

High Scores by Game
 Game #1: 254 on week 20 Game #2: 279 on week 12 Game #3: 256 on week 10



Note: This report includes information through April 29 which is Week 33 of 33

Chris Nguyen's Bowling Record - Team 14: Noot Noot

Week No.	Bowling Date	Old Avg	Old HDCP	-1-	-2-	-3-	Total	HDCP Total	Pins	Gms	---Average Change---			High Game	High Sers	HDCP Game	HDCP Sers		
											New	Old	Change +/-						
End of 1st split																			
20	01/28/26	bk166	43	179	187	190	556	685	556	3	185.33	-	0.00	=	185.33	190	556	233	685
21	02/04/26	bk166	0				0	0	556	3	185.33	-	185.33	=	0.00	190	556	233	685
22	02/11/26	bk166	0				0	0	556	3	185.33	-	185.33	=	0.00	190	556	233	685
23	02/18/26	bk166	0				0	0	556	3	185.33	-	185.33	=	0.00	190	556	233	685
24	02/25/26	bk166	0				0	0	556	3	185.33	-	185.33	=	0.00	190	556	233	685
25	03/04/26	bk166	0				0	0	556	3	185.33	-	185.33	=	0.00	190	556	233	685
26	03/11/26	bk166	0				0	0	556	3	185.33	-	185.33	=	0.00	190	556	233	685
27	03/18/26	bk166	0				0	0	556	3	185.33	-	185.33	=	0.00	190	556	233	685
28	03/25/26	bk166	0				0	0	556	3	185.33	-	185.33	=	0.00	190	556	233	685
29	04/01/26	bk166	0				0	0	556	3	185.33	-	185.33	=	0.00	190	556	233	685
30	04/08/26	bk166	0				0	0	556	3	185.33	-	185.33	=	0.00	190	556	233	685
31	04/15/26	bk166	0				0	0	556	3	185.33	-	185.33	=	0.00	190	556	233	685
32	04/22/26	bk166	0				0	0	556	3	185.33	-	185.33	=	0.00	190	556	233	685
33	04/29/26	bk166	43				0	0	556	3	185.33	-	185.33	=	0.00	190	556	233	685

End of 2nd split

<100 100's 125's 150's 175's 200's 225's 250's 275's 300's

3

<400 400's 450's 500's 550's 600's 650's 700's 750's 800's

1

Avg of Game 1 Avg of Game 2 Avg of Game 3

179.00 187.00 190.00

High game of 190 on week 20 High series of 556 on week 20 High average of 185.33 after bowling week 20
 Low game of 179 on week 20 Low series of 556 on week 20 Low average of 185.33 after bowling week 20

High Scores by Game

Game #1: 179 on week 20 Game #2: 187 on week 20 Game #3: 190 on week 20

