

Note: This report includes information through April 29 which is Week 33 of 33

**Vacant 's Bowling Record - Team 13: Bowludos**

Week No.	Bowling Date	Old Avg	Old HDCP	-1-	-2-	-3-	Total	HDCP Total	Pins	Gms	---Average Change---			High Game	High Sers	HDCP Game	HDCP Sers	
												New	Old	---> +/-				
<b>End of 1st split</b>																		
29	04/01/26	140	0				0	0	0	0	-	0.00	=	0.00	0	0		
30	04/08/26	140	64	v140	v140	v140	420	612	0	0	-	0.00	=	0.00	0	0		
31	04/15/26	140	64	v140	v140	v140	420	612	0	0	-	0.00	=	0.00	0	0		
32	04/22/26	140	0				0	0	0	0	-	0.00	=	0.00	0	0		
33	04/29/26	140	64				0	0	0	0	-	0.00	=	0.00	0	0		

**End of 2nd split**

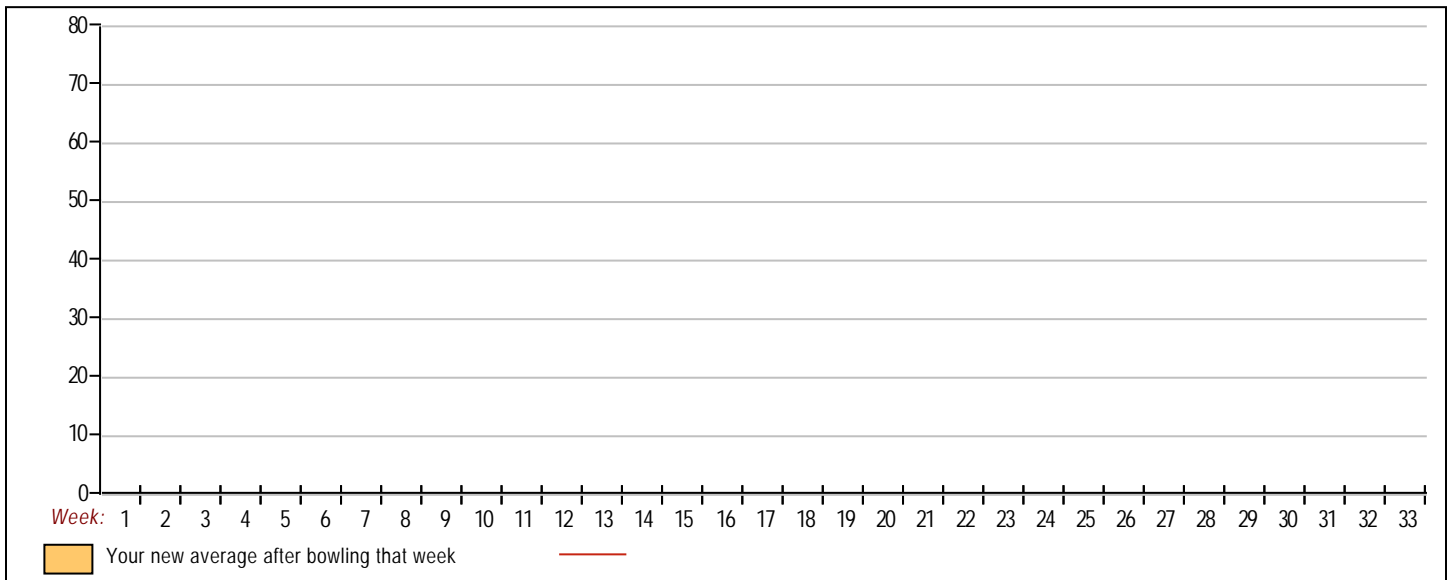
- <100
- 100's
- 125's
- 150's
- 175's
- 200's
- 225's
- 250's
- 275's
- 300's
- <400
- 400's
- 450's
- 500's
- 550's
- 600's
- 650's
- 700's
- 750's
- 800's

Avg of Game 1   Avg of Game 2   Avg of Game 3

High game of 0 on week 0      High series of 0 on week 0      High average of 0.00 after bowling week 33  
 Low game of 0 on week 0      Low series of 0 on week 0      Low average of 0.00 after bowling week 33

High Scores by Game

Game #1: 0 on week 0   Game #2: 0 on week 0   Game #3: 0 on week 0



Note: This report includes information through April 29 which is Week 33 of 33

**Vacant 's Bowling Record - Team 13: Bowludos**

Week No.	Bowling Date	Old Avg	Old HDCP	-1-	-2-	-3-	Total	HDCP Total	Pins	Gms	---Average Change--- New - Old ---> +/-			High Game	High Sers	HDCP Game	HDCP Sers	
<b>End of 1st split</b>																		
29	04/01/26	140	0				0	0	0	0	-	0.00	=	0.00	0	0		
30	04/08/26	140	64	v140	v140	v140	420	612	0	0	-	0.00	=	0.00	0	0		
31	04/15/26	140	64	v140	v140	v140	420	612	0	0	-	0.00	=	0.00	0	0		
32	04/22/26	140	0				0	0	0	0	-	0.00	=	0.00	0	0		
33	04/29/26	140	64				0	0	0	0	-	0.00	=	0.00	0	0		

**End of 2nd split**

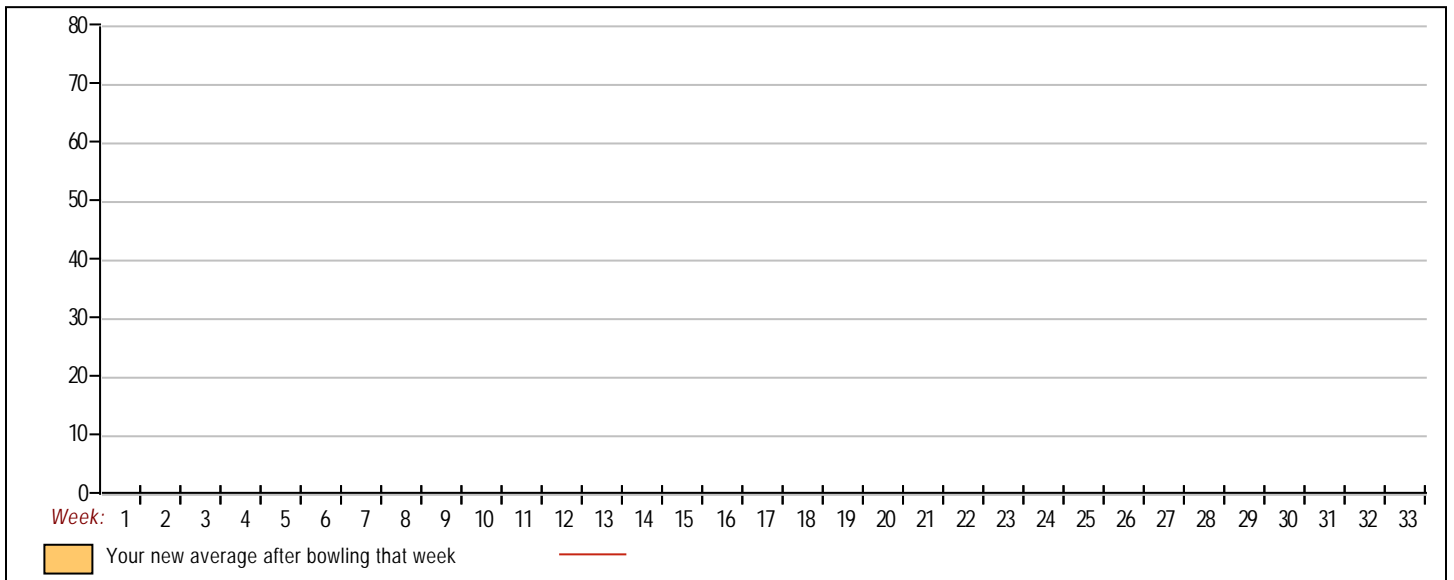
- <100
- 100's
- 125's
- 150's
- 175's
- 200's
- 225's
- 250's
- 275's
- 300's
- <400
- 400's
- 450's
- 500's
- 550's
- 600's
- 650's
- 700's
- 750's
- 800's

Avg of Game 1   Avg of Game 2   Avg of Game 3

High game of 0 on week 0      High series of 0 on week 0      High average of 0.00 after bowling week 33  
 Low game of 0 on week 0      Low series of 0 on week 0      Low average of 0.00 after bowling week 33

High Scores by Game

Game #1: 0 on week 0   Game #2: 0 on week 0   Game #3: 0 on week 0



Note: This report includes information through April 29 which is Week 33 of 33

**Jose Santos's Bowling Record - Team 13: Bowludos**

Week No.	Bowling Date	Old Avg	Old HDCP	-1- -2- -3-			Total	HDCP Total	Pins	Gms	---Average Change---			High Game	High Sers	HDCP Game	HDCP Sers
											New - Old	--->	+/-				
1	09/03/25	bk180	32	167	142	157	466	562	466	3	155.33	- 0.00	= 155.33	167	466	199	562
2	09/10/25	bk180	32	158	167	139	464	560	930	6	155.00	- 155.33	= -0.33	167	466	199	562
3	09/17/25	bk180	32	186	205	191	582	678	1512	9	168.00	- 155.00	= 13.00	205	582	237	678
4	09/24/25	170	40	177	156	139	472	592	1984	12	165.33	- 168.00	= -2.67	205	582	237	678
----- Week 5 was bowled after week 6 -----																	
5	10/01/25	170	40	170	184	136	490	610	2474	15	165.33	- 0.00	= 165.33	205	582	237	678
Scores were bowled after week 6 for weeks: 5																	
6	10/08/25	170	40	182	144	176	502	622	2976	18	165.33	- 165.33	= 0.00	205	582	237	678
7	10/15/25	170	0				0	0	2976	18	165.33	- 165.33	= 0.00	205	582	237	678
8	10/22/25	170	40	206	187	202	595	715	3571	21	170.05	- 165.33	= 4.71	206	595	246	715
9	10/29/25	170	40	168	212	195	575	695	4146	24	172.75	- 170.05	= 2.70	212	595	252	715
10	11/05/25	172	38	132	164	168	464	578	4610	27	170.74	- 172.75	= -2.01	212	595	252	715
11	11/12/25	170	40	209	188	196	593	713	5203	30	173.43	- 170.74	= 2.69	212	595	252	715
12	11/19/25	173	37	198	144	158	500	611	5703	33	172.82	- 173.43	= -0.62	212	595	252	715
13	11/26/25	172	0				0	0	5703	33	172.82	- 172.82	= 0.00	212	595	252	715
14	12/03/25	172	38	212	210	179	601	715	6304	36	175.11	- 172.82	= 2.29	212	601	252	715
15	12/10/25	175	0				0	0	6304	36	175.11	- 175.11	= 0.00	212	601	252	715
16	12/17/25	175	0				0	0	6304	36	175.11	- 175.11	= 0.00	212	601	252	715

**End of 1st split**

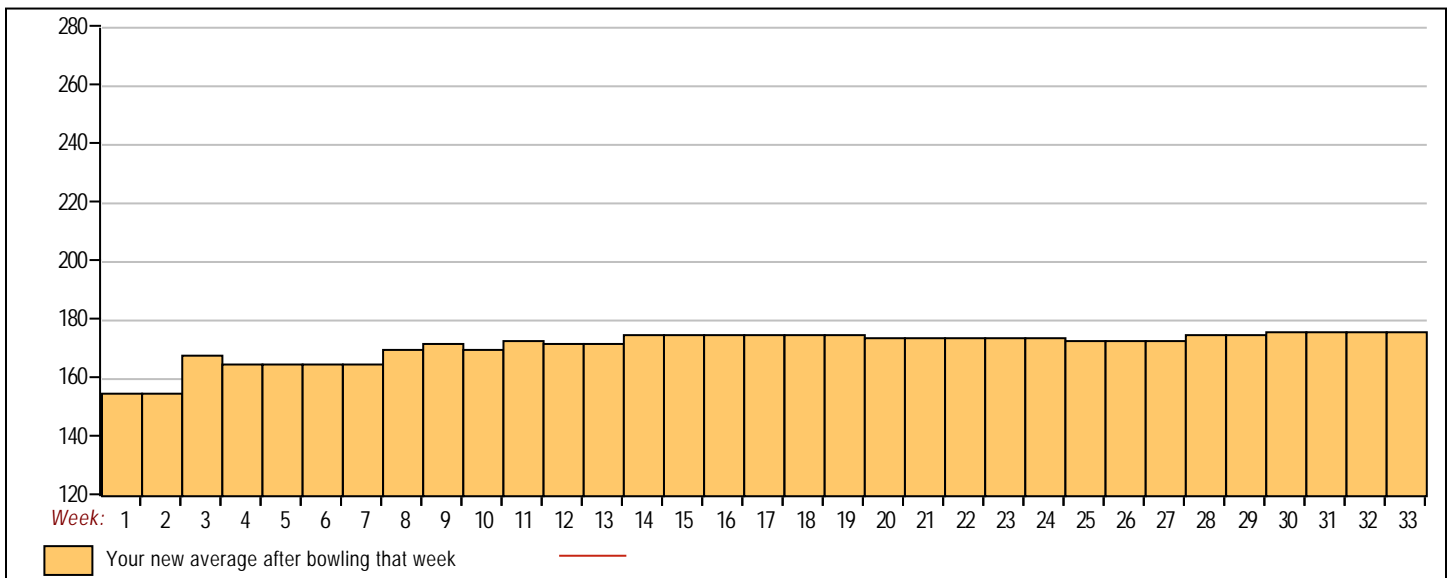
17	01/07/26	175	0				0	0	6304	36	175.11	- 175.11	= 0.00	212	601	252	715
18	01/14/26	175	36	190	167	166	523	631	6827	39	175.05	- 175.11	= -0.06	212	601	252	715
19	01/21/26	175	0				0	0	6827	39	175.05	- 175.05	= 0.00	212	601	252	715
20	01/28/26	175	36	178	134	177	489	597	7316	42	174.19	- 175.05	= -0.86	212	601	252	715
21	02/04/26	174	36	181	169	173	523	631	7839	45	174.20	- 174.19	= 0.01	212	601	252	715
22	02/11/26	174	36	162	185	195	542	650	8381	48	174.60	- 174.20	= 0.40	212	601	252	715
23	02/18/26	174	0				0	0	8381	48	174.60	- 174.60	= 0.00	212	601	252	715
24	02/25/26	174	36	190	190	152	532	640	8913	51	174.76	- 174.60	= 0.16	212	601	252	715
25	03/04/26	174	36	158	146	172	476	584	9389	54	173.87	- 174.76	= -0.89	212	601	252	715
26	03/11/26	173	37	185	191	140	516	627	9905	57	173.77	- 173.87	= -0.10	212	601	252	715
27	03/18/26	173	0				0	0	9905	57	173.77	- 173.77	= 0.00	212	601	252	715
28	03/25/26	173	37	170	267	214	651	762	10556	60	175.93	- 173.77	= 2.16	267	651	304	762
29	04/01/26	175	0				0	0	10556	60	175.93	- 175.93	= 0.00	267	651	304	762
30	04/08/26	175	36	159	227	159	545	653	11101	63	176.21	- 175.93	= 0.27	267	651	304	762
31	04/15/26	176	35	204	206	153	563	668	11664	66	176.73	- 176.21	= 0.52	267	651	304	762
32	04/22/26	176	0				0	0	11664	66	176.73	- 176.73	= 0.00	267	651	304	762
33	04/29/26	176	35				0	0	11664	66	176.73	- 176.73	= 0.00	267	651	304	762

**End of 2nd split**

<u>&lt;100</u>	<u>100's</u>	<u>125's</u>	<u>150's</u>	<u>175's</u>	<u>200's</u>	<u>225's</u>	<u>250's</u>	<u>275's</u>	<u>300's</u>
		10	22	22	10	1	1		
<u>&lt;400</u>	<u>400's</u>	<u>450's</u>	<u>500's</u>	<u>550's</u>	<u>600's</u>	<u>650's</u>	<u>700's</u>	<u>750's</u>	<u>800's</u>
		7	8	5	1	1			
			<u>Avg of Game 1</u>	<u>Avg of Game 2</u>	<u>Avg of Game 3</u>				
			179.18	181.14	169.86				

High game of 267 on week 28 High series of 651 on week 28 High average of 176.73 after bowling week 31  
 Low game of 132 on week 10 Low series of 464 on week 2 Low average of 155.00 after bowling week 2

High Scores by Game  
 Game #1: 212 on week 14 Game #2: 267 on week 28 Game #3: 214 on week 28



Note: This report includes information through April 29 which is Week 33 of 33

**Chavo Rodriguez's Bowling Record - Team 13: Bowludos**

Week No.	Bowling Date	Old Avg	Old HDCP	-1- -2- -3-			Total	HDCP Total	Pins	Gms	---Average Change---			High Game	High Sers	HDCP Game	HDCP Sers
											New - Old	--->	+/-				
1	09/03/25	bk134	68	136	156	148	440	644	440	3	146.67	- 0.00	= 146.67	156	440	224	644
2	09/10/25	bk134	68	a134	a134	a134	402	606	440	3	146.67	- 146.67	= 0.00	156	440	224	644
3	09/17/25	bk134	68	175	110	148	433	637	873	6	145.50	- 146.67	= -1.17	175	440	243	644
4	09/24/25	bk134	68	a134	a134	a134	402	606	873	6	145.50	- 145.50	= 0.00	175	440	243	644
----- Week 5 was bowled after week 6 -----																	
5	10/01/25	136	67	a136	a136	a136	420	621	873	6	145.50	- 0.00	= 145.50	175	440	243	644
Scores were bowled after week 6 for weeks: 5																	
6	10/08/25	bk134	68	103	110	141	354	558	1227	9	136.33	- 145.50	= -9.17	175	440	243	644
7	10/15/25	136	67	135	94	115	344	545	1571	12	130.92	- 136.33	= -5.42	175	440	243	644
8	10/22/25	130	72	a130	a130	a130	390	606	1571	12	130.92	- 130.92	= 0.00	175	440	243	644
9	10/29/25	130	72	a130	a130	a130	390	606	1571	12	130.92	- 130.92	= 0.00	175	440	243	644
10	11/05/25	130	72	a130	a130	a130	390	606	1571	12	130.92	- 130.92	= 0.00	175	440	243	644
11	11/12/25	130	0				0	0	1571	12	130.92	- 130.92	= 0.00	175	440	243	644
12	11/19/25	130	72	145	125	132	402	618	1973	15	131.53	- 130.92	= 0.62	175	440	243	644
13	11/26/25	131	0				0	0	1973	15	131.53	- 131.53	= 0.00	175	440	243	644
14	12/03/25	131	0				0	0	1973	15	131.53	- 131.53	= 0.00	175	440	243	644
15	12/10/25	131	0				0	0	1973	15	131.53	- 131.53	= 0.00	175	440	243	644
16	12/17/25	131	0				0	0	1973	15	131.53	- 131.53	= 0.00	175	440	243	644

**End of 1st split**

17	01/07/26	131	0				0	0	1973	15	131.53	- 131.53	= 0.00	175	440	243	644
18	01/14/26	131	71	109	127	122	358	571	2331	18	129.50	- 131.53	= -2.03	175	440	243	644
19	01/21/26	129	0				0	0	2331	18	129.50	- 129.50	= 0.00	175	440	243	644
20	01/28/26	129	72	a129	a129	a129	387	603	2331	18	129.50	- 129.50	= 0.00	175	440	243	644
21	02/04/26	129	72	a129	a129	a129	387	603	2331	18	129.50	- 129.50	= 0.00	175	440	243	644
22	02/11/26	129	72	75	86	117	278	494	2609	21	124.24	- 129.50	= -5.26	175	440	243	644
23	02/18/26	124	0				0	0	2609	21	124.24	- 124.24	= 0.00	175	440	243	644
24	02/25/26	124	76	146	156	187	489	717	3098	24	129.08	- 124.24	= 4.85	187	489	263	717
25	03/04/26	129	72	a129	a129	a129	387	603	3098	24	129.08	- 129.08	= 0.00	187	489	263	717
26	03/11/26	129	72	a129	a129	a129	387	603	3098	24	129.08	- 129.08	= 0.00	187	489	263	717
27	03/18/26	129	0				0	0	3098	24	129.08	- 129.08	= 0.00	187	489	263	717
28	03/25/26	129	72	a129	a129	a129	387	603	3098	24	129.08	- 129.08	= 0.00	187	489	263	717
29	04/01/26	129	0				0	0	3098	24	129.08	- 129.08	= 0.00	187	489	263	717
30	04/08/26	129	0				0	0	3098	24	129.08	- 129.08	= 0.00	187	489	263	717
31	04/15/26	129	0				0	0	3098	24	129.08	- 129.08	= 0.00	187	489	263	717
32	04/22/26	129	0				0	0	3098	24	129.08	- 129.08	= 0.00	187	489	263	717
33	04/29/26	129	72				0	0	3098	24	129.08	- 129.08	= 0.00	187	489	263	717

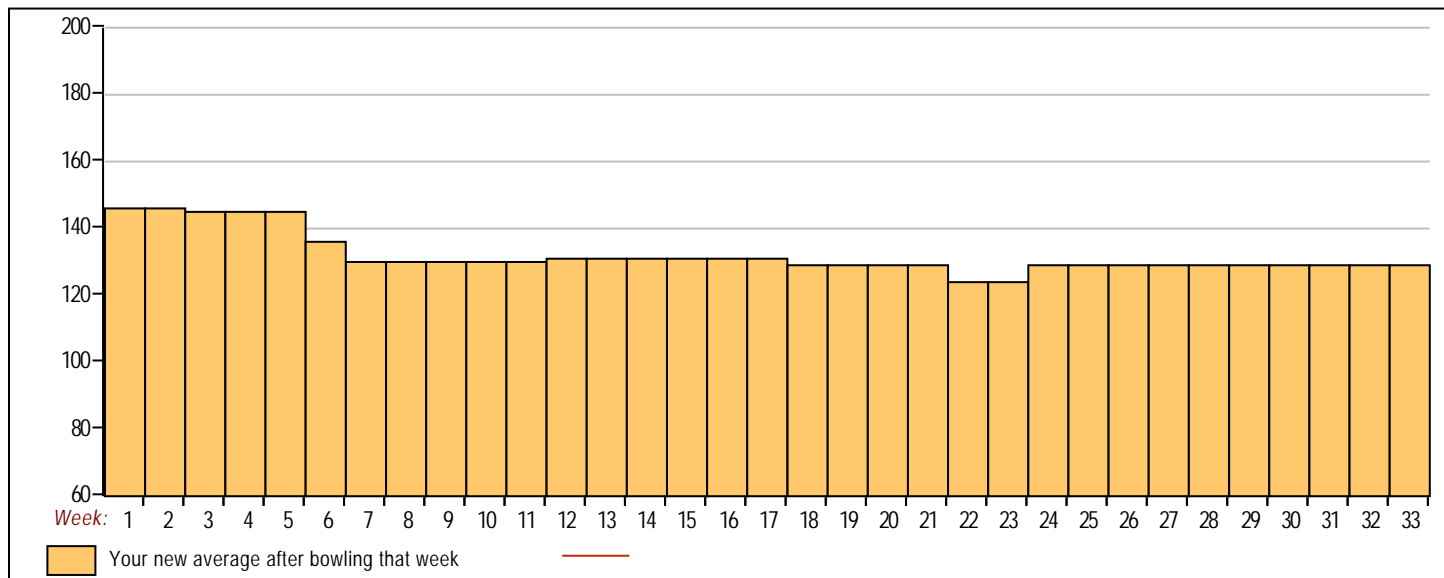
**End of 2nd split**

<u>&lt;100</u>	<u>100's</u>	<u>125's</u>	<u>150's</u>	<u>175's</u>	<u>200's</u>	<u>225's</u>	<u>250's</u>	<u>275's</u>	<u>300's</u>
3	7	10	2	2					
<u>&lt;400</u>	<u>400's</u>	<u>450's</u>	<u>500's</u>	<u>550's</u>	<u>600's</u>	<u>650's</u>	<u>700's</u>	<u>750's</u>	<u>800's</u>
4	3	1							

<u>Avg of Game 1</u>	<u>Avg of Game 2</u>	<u>Avg of Game 3</u>
128.00	120.50	138.75

High game of 187 on week 24      High series of 489 on week 24      High average of 146.67 after bowling week 1  
 Low game of 75 on week 22      Low series of 278 on week 22      Low average of 124.24 after bowling week 22

High Scores by Game  
 Game #1: 175 on week 3    Game #2: 156 on week 1    Game #3: 187 on week 24



Note: This report includes information through April 29 which is Week 33 of 33

**Jose Cisneros's Bowling Record - Team 13: Bowludos**

Week No.	Bowling Date	Old Avg	Old HDCP	-1- -2- -3-			Total	HDCP Total	Pins	Gms	---Average Change---			High Game	High Sers	HDCP Game	HDCP Sers
											New - Old	--->	+/-				
1	09/03/25	bk143	0		190	135	325	447	325	2	162.50	- 0.00	= 162.50	190	325	251	447
2	09/10/25	bk143	61	a143	a143	a143	429	612	325	2	162.50	- 162.50	= 0.00	190	325	251	447
3	09/17/25	bk143	61	107	154	178	439	622	764	5	152.80	- 162.50	= -9.70	190	439	251	622
4	09/24/25	bk143	0				0	0	764	5	152.80	- 152.80	= 0.00	190	439	251	622
----- Week 5 was bowled after week 6 -----																	
5	10/01/25	bk143	61	a143	a143	a143	420	603	764	5	152.80	- 0.00	= 152.80	190	439	251	622
Scores were bowled after week 6 for weeks: 5																	
6	10/08/25	bk143	0				0	0	764	5	152.80	- 152.80	= 0.00	190	439	251	622
7	10/15/25	bk143	61	146	84	107	337	520	1101	8	137.63	- 152.80	= -15.18	190	439	251	622
8	10/22/25	bk143	0				0	0	1101	8	137.63	- 137.63	= 0.00	190	439	251	622
9	10/29/25	bk143	0				0	0	1101	8	137.63	- 137.63	= 0.00	190	439	251	622
10	11/05/25	bk143	0				0	0	1101	8	137.63	- 137.63	= 0.00	190	439	251	622
11	11/12/25	bk143	61	a143	a143	a143	429	612	1101	8	137.63	- 137.63	= 0.00	190	439	251	622
12	11/19/25	bk143	61	139	150	140	429	622	1530	11	139.09	- 137.63	= 1.47	190	439	251	622
13	11/26/25	139	0				0	0	1530	11	139.09	- 139.09	= 0.00	190	439	251	622
14	12/03/25	139	64	a139	a139	a139	417	609	1530	11	139.09	- 139.09	= 0.00	190	439	251	622
15	12/10/25	139	0				0	0	1530	11	139.09	- 139.09	= 0.00	190	439	251	622
16	12/17/25	139	0				0	0	1530	11	139.09	- 139.09	= 0.00	190	439	251	622

**End of 1st split**

17	01/07/26	139	0				0	0	1530	11	139.09	- 139.09	= 0.00	190	439	251	622
18	01/14/26	139	64	107	109	152	368	560	1898	14	135.57	- 139.09	= -3.52	190	439	251	622
19	01/21/26	135	0				0	0	1898	14	135.57	- 135.57	= 0.00	190	439	251	622
20	01/28/26	135	68	a135	a135	a135	405	609	1898	14	135.57	- 135.57	= 0.00	190	439	251	622
21	02/04/26	135	68	a135	a135	a135	405	609	1898	14	135.57	- 135.57	= 0.00	190	439	251	622
22	02/11/26	135	68	a135	a135	a135	405	609	1898	14	135.57	- 135.57	= 0.00	190	439	251	622
23	02/18/26	135	0				0	0	1898	14	135.57	- 135.57	= 0.00	190	439	251	622
24	02/25/26	135	68	a135	a135	a135	405	609	1898	14	135.57	- 135.57	= 0.00	190	439	251	622
25	03/04/26	135	68	a135	a135	a135	405	609	1898	14	135.57	- 135.57	= 0.00	190	439	251	622
26	03/11/26	135	68	a135	a135	a135	405	609	1898	14	135.57	- 135.57	= 0.00	190	439	251	622
27	03/18/26	135	0				0	0	1898	14	135.57	- 135.57	= 0.00	190	439	251	622
28	03/25/26	135	68	168	155	104	427	631	2325	17	136.76	- 135.57	= 1.19	190	439	251	631
29	04/01/26	136	0				0	0	2325	17	136.76	- 136.76	= 0.00	190	439	251	631
30	04/08/26	136	0				0	0	2325	17	136.76	- 136.76	= 0.00	190	439	251	631
31	04/15/26	136	0				0	0	2325	17	136.76	- 136.76	= 0.00	190	439	251	631
32	04/22/26	136	0				0	0	2325	17	136.76	- 136.76	= 0.00	190	439	251	631
33	04/29/26	136	67				0	0	2325	17	136.76	- 136.76	= 0.00	190	439	251	631

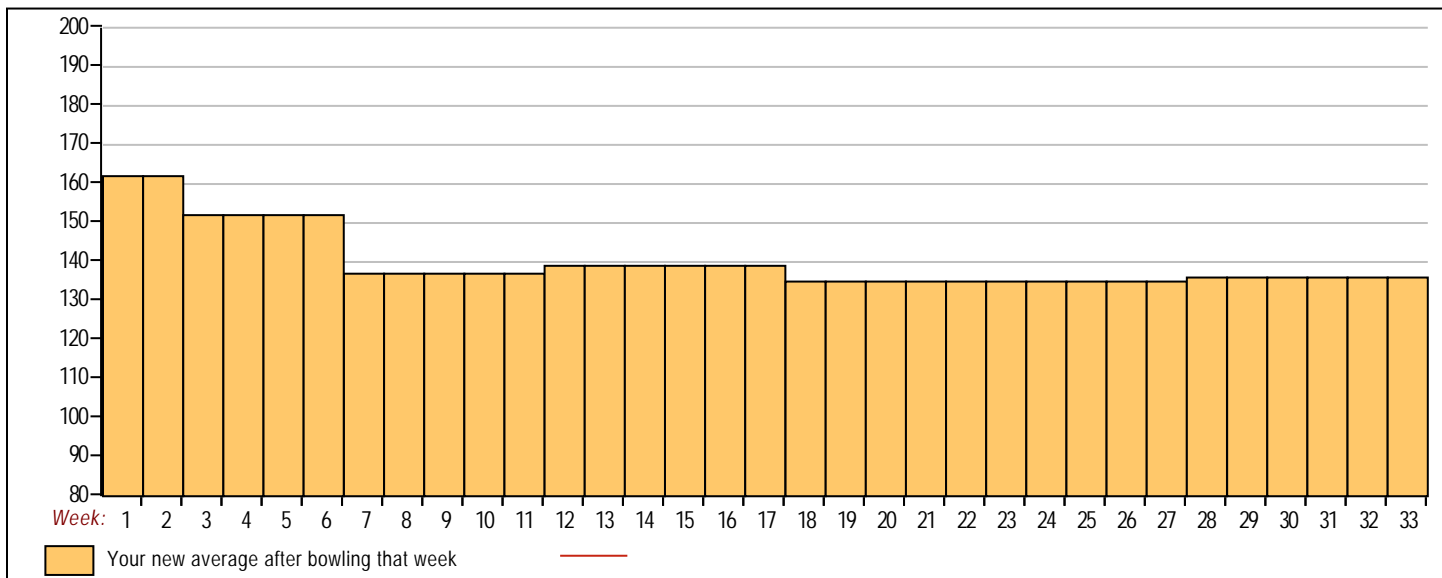
**End of 2nd split**

<u>&lt;100</u>	<u>100's</u>	<u>125's</u>	<u>150's</u>	<u>175's</u>	<u>200's</u>	<u>225's</u>	<u>250's</u>	<u>275's</u>	<u>300's</u>
1	5	4	5	2					
<u>&lt;400</u>	<u>400's</u>	<u>450's</u>	<u>500's</u>	<u>550's</u>	<u>600's</u>	<u>650's</u>	<u>700's</u>	<u>750's</u>	<u>800's</u>
2	3								

<u>Avg of Game 1</u>	<u>Avg of Game 2</u>	<u>Avg of Game 3</u>
133.40	140.33	136.00

High game of 190 on week 1      High series of 439 on week 3      High average of 162.50 after bowling week 1  
 Low game of 84 on week 7      Low series of 325 on week 1      Low average of 135.57 after bowling week 18

High Scores by Game  
 Game #1: 168 on week 28    Game #2: 190 on week 1    Game #3: 178 on week 3



Note: This report includes information through April 29 which is Week 33 of 33

Jason Ramirez's Bowling Record - Team 13: Bowludos

Table with columns: Week No., Bowling Date, Old Avg, Old HDCP, -1-, -2-, -3-, Total, HDCP Total, Pins, Gms, ---Average Change--- (New - Old ---> +/-), High Game, High Sers, HDCP Game, HDCP Sers. Rows 1-16.

End of 1st split

Table with columns: Week No., Bowling Date, Old Avg, Old HDCP, Total, Pins, Gms, ---Average Change--- (New - Old ---> +/-), High Game, High Sers, HDCP Game, HDCP Sers. Rows 17-33.

End of 2nd split

Summary table with columns: <100, 100's, 125's, 150's, 175's, 200's, 225's, 250's, 275's, 300's, <400, 400's, 450's, 500's, 550's, 600's, 650's, 700's, 750's, 800's.

Table with columns: Avg of Game 1 (159.67), Avg of Game 2 (139.67), Avg of Game 3 (179.00).

High game of 200 on week 6 High series of 545 on week 6 High average of 164.67 after bowling week 6
Low game of 116 on week 8 Low series of 443 on week 4 Low average of 147.67 after bowling week 4

High Scores by Game
Game #1: 177 on week 6 Game #2: 168 on week 6 Game #3: 200 on week 6

