

Note: This report includes information through April 1 which is Week 29 of 33

Chavo Rodriguez's Bowling Record - Team 13: Bowludos

Week No.	Bowling Date	Old Avg	Old HDCP	Old			Total	HDCP Total	Pins	Gms	---Average Change---			High Game	High Sers	HDCP Game	HDCP Sers
				-1-	-2-	-3-					New	Old	---> +/-				
1	09/03/25	bk134	68	136	156	148	440	644	440	3	146.67	- 0.00	= 146.67	156	440	224	644
2	09/10/25	bk134	68	a134	a134	a134	402	606	440	3	146.67	- 146.67	= 0.00	156	440	224	644
3	09/17/25	bk134	68	175	110	148	433	637	873	6	145.50	- 146.67	= -1.17	175	440	243	644
4	09/24/25	bk134	68	a134	a134	a134	402	606	873	6	145.50	- 145.50	= 0.00	175	440	243	644
----- Week 5 was bowled after week 6 -----																	
5	10/01/25	136	67	a136	a136	a136	420	621	873	6	145.50	- 0.00	= 145.50	175	440	243	644
Scores were bowled after week 6 for weeks: 5																	
6	10/08/25	bk134	68	103	110	141	354	558	1227	9	136.33	- 145.50	= -9.17	175	440	243	644
7	10/15/25	136	67	135	94	115	344	545	1571	12	130.92	- 136.33	= -5.42	175	440	243	644
8	10/22/25	130	72	a130	a130	a130	390	606	1571	12	130.92	- 130.92	= 0.00	175	440	243	644
9	10/29/25	130	72	a130	a130	a130	390	606	1571	12	130.92	- 130.92	= 0.00	175	440	243	644
10	11/05/25	130	72	a130	a130	a130	390	606	1571	12	130.92	- 130.92	= 0.00	175	440	243	644
11	11/12/25	130	0				0	0	1571	12	130.92	- 130.92	= 0.00	175	440	243	644
12	11/19/25	130	72	145	125	132	402	618	1973	15	131.53	- 130.92	= 0.62	175	440	243	644
13	11/26/25	131	0				0	0	1973	15	131.53	- 131.53	= 0.00	175	440	243	644
14	12/03/25	131	0				0	0	1973	15	131.53	- 131.53	= 0.00	175	440	243	644
15	12/10/25	131	0				0	0	1973	15	131.53	- 131.53	= 0.00	175	440	243	644
16	12/17/25	131	0				0	0	1973	15	131.53	- 131.53	= 0.00	175	440	243	644

End of 1st split

17	01/07/26	131	0				0	0	1973	15	131.53	- 131.53	= 0.00	175	440	243	644
18	01/14/26	131	71	109	127	122	358	571	2331	18	129.50	- 131.53	= -2.03	175	440	243	644
19	01/21/26	129	0				0	0	2331	18	129.50	- 129.50	= 0.00	175	440	243	644
20	01/28/26	129	72	a129	a129	a129	387	603	2331	18	129.50	- 129.50	= 0.00	175	440	243	644
21	02/04/26	129	72	a129	a129	a129	387	603	2331	18	129.50	- 129.50	= 0.00	175	440	243	644
22	02/11/26	129	72	75	86	117	278	494	2609	21	124.24	- 129.50	= -5.26	175	440	243	644
23	02/18/26	124	0				0	0	2609	21	124.24	- 124.24	= 0.00	175	440	243	644
24	02/25/26	124	76	146	156	187	489	717	3098	24	129.08	- 124.24	= 4.85	187	489	263	717
25	03/04/26	129	72	a129	a129	a129	387	603	3098	24	129.08	- 129.08	= 0.00	187	489	263	717
26	03/11/26	129	72	a129	a129	a129	387	603	3098	24	129.08	- 129.08	= 0.00	187	489	263	717
27	03/18/26	129	0				0	0	3098	24	129.08	- 129.08	= 0.00	187	489	263	717
28	03/25/26	129	72	a129	a129	a129	387	603	3098	24	129.08	- 129.08	= 0.00	187	489	263	717
29	04/01/26	129	72				0	0	3098	24	129.08	- 129.08	= 0.00	187	489	263	717

<100	100's	125's	150's	175's	200's	225's	250's	275's	300's
3	7	10	2	2					
<400	400's	450's	500's	550's	600's	650's	700's	750's	800's
4	3	1							

Avg of Game 1 **Avg of Game 2** **Avg of Game 3**
 128.00 120.50 138.75

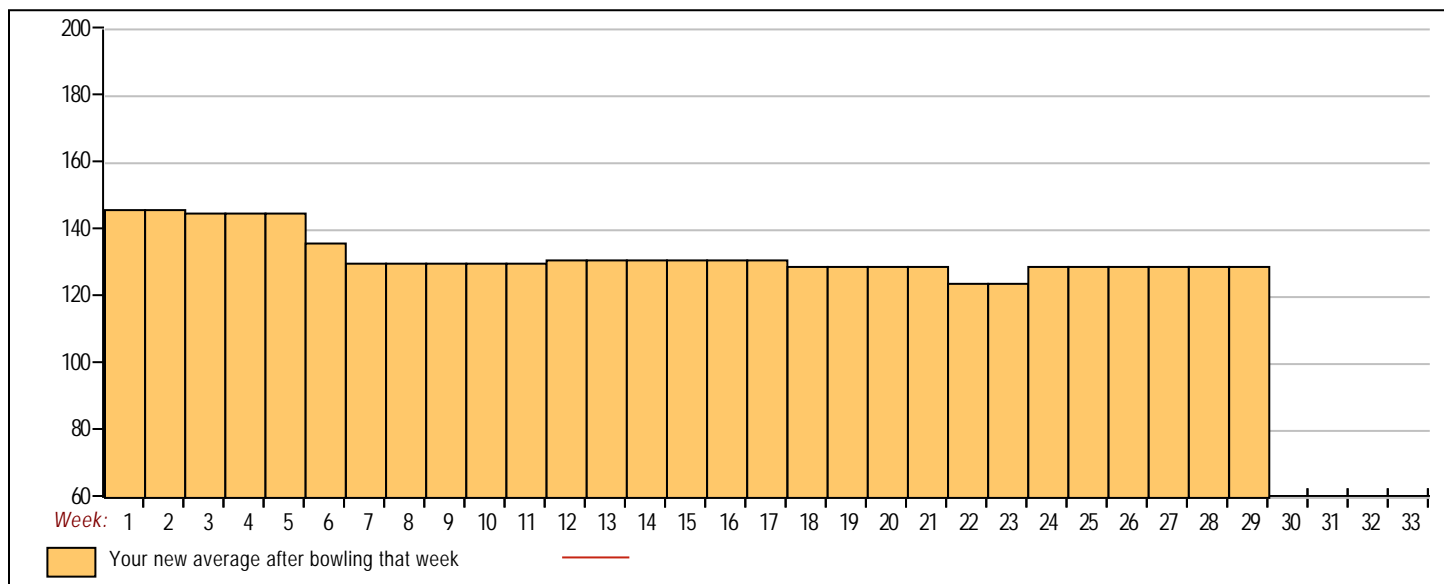
High game of 187 on week 24
 Low game of 75 on week 22

High series of 489 on week 24
 Low series of 278 on week 22

High average of 146.67 after bowling week 1
 Low average of 124.24 after bowling week 22

High Scores by Game

Game #1: 175 on week 3 Game #2: 156 on week 1 Game #3: 187 on week 24



Note: This report includes information through April 1 which is Week 29 of 33

Jose Cisneros's Bowling Record - Team 13: Bowludos

Table with columns: Week No., Bowling Date, Old Avg, Old HDCP, -1-, -2-, -3-, Total, HDCP Total, Pins, Gms, ---Average Change--- (New - Old ---> +/-), High Game, High Sers, HDCP Game, HDCP Sers. Rows 1-16.

End of 1st split

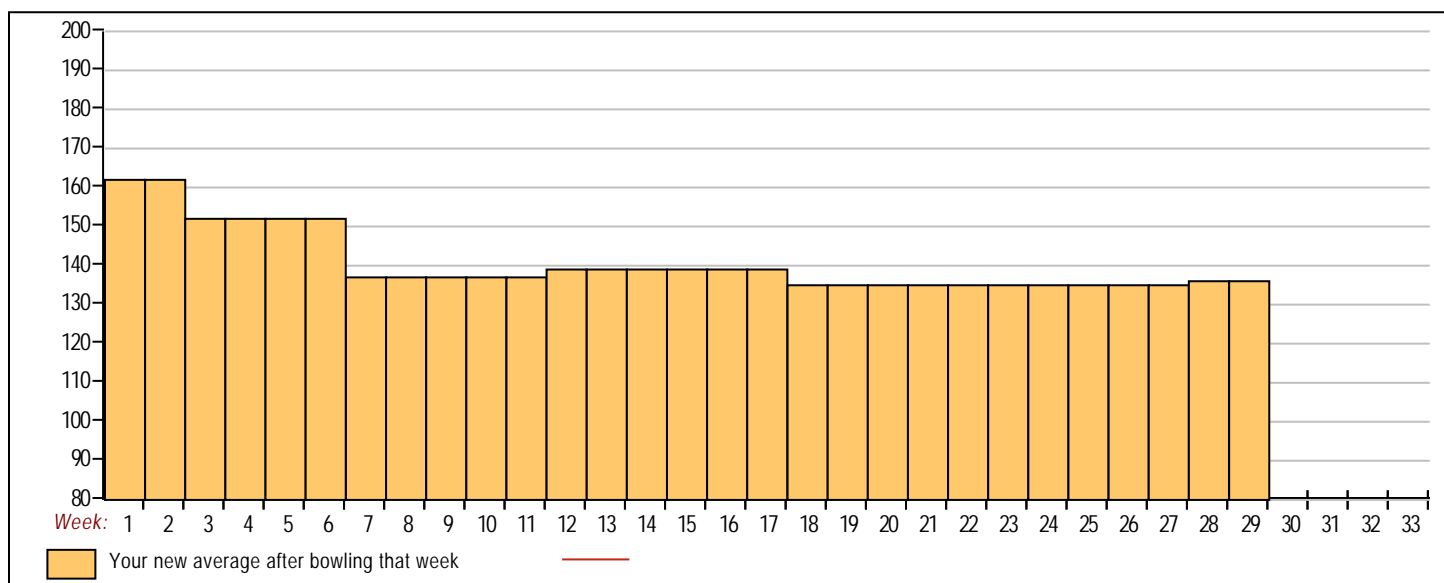
Table with columns: Week No., Bowling Date, Old Avg, Old HDCP, -1-, -2-, -3-, Total, HDCP Total, Pins, Gms, ---Average Change--- (New - Old ---> +/-), High Game, High Sers, HDCP Game, HDCP Sers. Rows 17-29.

Summary table with columns: <100, 100's, 125's, 150's, 175's, 200's, 225's, 250's, 275's, 300's, <400, 400's, 450's, 500's, 550's, 600's, 650's, 700's, 750's, 800's. Values: 1, 5, 4, 5, 2, 2, 2, 2, 2, 2, 2, 3.

Summary table with columns: Avg of Game 1, Avg of Game 2, Avg of Game 3. Values: 133.40, 140.33, 136.00.

High game of 190 on week 1 High series of 439 on week 3 High average of 162.50 after bowling week 1
Low game of 84 on week 7 Low series of 325 on week 1 Low average of 135.57 after bowling week 18

High Scores by Game
Game #1: 168 on week 28 Game #2: 190 on week 1 Game #3: 178 on week 3



Note: This report includes information through April 1 which is Week 29 of 33

Jose Santos's Bowling Record - Team 13: Bowludos

Week No.	Bowling Date	Old Avg	Old HDCP	Scores			Total	HDCP Total	Pins	Gms	---Average Change---			High Game	High Sers	HDCP Game	HDCP Sers		
				-1-	-2-	-3-					New	Old	---> +/-						
1	09/03/25	bk180	32	167	142	157	466	562	466	3	155.33	-	0.00	=	155.33	167	466	199	562
2	09/10/25	bk180	32	158	167	139	464	560	930	6	155.00	-	155.33	=	-0.33	167	466	199	562
3	09/17/25	bk180	32	186	205	191	582	678	1512	9	168.00	-	155.00	=	13.00	205	582	237	678
4	09/24/25	170	40	177	156	139	472	592	1984	12	165.33	-	168.00	=	-2.67	205	582	237	678
----- Week 5 was bowled after week 6 -----																			
5	10/01/25	170	40	170	184	136	490	610	2474	15	165.33	-	0.00	=	165.33	205	582	237	678
Scores were bowled after week 6 for weeks: 5																			
6	10/08/25	170	40	182	144	176	502	622	2976	18	165.33	-	165.33	=	0.00	205	582	237	678
7	10/15/25	170	0				0	0	2976	18	165.33	-	165.33	=	0.00	205	582	237	678
8	10/22/25	170	40	206	187	202	595	715	3571	21	170.05	-	165.33	=	4.71	206	595	246	715
9	10/29/25	170	40	168	212	195	575	695	4146	24	172.75	-	170.05	=	2.70	212	595	252	715
10	11/05/25	172	38	132	164	168	464	578	4610	27	170.74	-	172.75	=	-2.01	212	595	252	715
11	11/12/25	170	40	209	188	196	593	713	5203	30	173.43	-	170.74	=	2.69	212	595	252	715
12	11/19/25	173	37	198	144	158	500	611	5703	33	172.82	-	173.43	=	-0.62	212	595	252	715
13	11/26/25	172	0				0	0	5703	33	172.82	-	172.82	=	0.00	212	595	252	715
14	12/03/25	172	38	212	210	179	601	715	6304	36	175.11	-	172.82	=	2.29	212	601	252	715
15	12/10/25	175	0				0	0	6304	36	175.11	-	175.11	=	0.00	212	601	252	715
16	12/17/25	175	0				0	0	6304	36	175.11	-	175.11	=	0.00	212	601	252	715

End of 1st split

17	01/07/26	175	0				0	0	6304	36	175.11	-	175.11	=	0.00	212	601	252	715
18	01/14/26	175	36	190	167	166	523	631	6827	39	175.05	-	175.11	=	-0.06	212	601	252	715
19	01/21/26	175	0				0	0	6827	39	175.05	-	175.05	=	0.00	212	601	252	715
20	01/28/26	175	36	178	134	177	489	597	7316	42	174.19	-	175.05	=	-0.86	212	601	252	715
21	02/04/26	174	36	181	169	173	523	631	7839	45	174.20	-	174.19	=	0.01	212	601	252	715
22	02/11/26	174	36	162	185	195	542	650	8381	48	174.60	-	174.20	=	0.40	212	601	252	715
23	02/18/26	174	0				0	0	8381	48	174.60	-	174.60	=	0.00	212	601	252	715
24	02/25/26	174	36	190	190	152	532	640	8913	51	174.76	-	174.60	=	0.16	212	601	252	715
25	03/04/26	174	36	158	146	172	476	584	9389	54	173.87	-	174.76	=	-0.89	212	601	252	715
26	03/11/26	173	37	185	191	140	516	627	9905	57	173.77	-	173.87	=	-0.10	212	601	252	715
27	03/18/26	173	0				0	0	9905	57	173.77	-	173.77	=	0.00	212	601	252	715
28	03/25/26	173	37	170	267	214	651	762	10556	60	175.93	-	173.77	=	2.16	267	651	304	762
29	04/01/26	175	36				0	0	10556	60	175.93	-	175.93	=	0.00	267	651	304	762

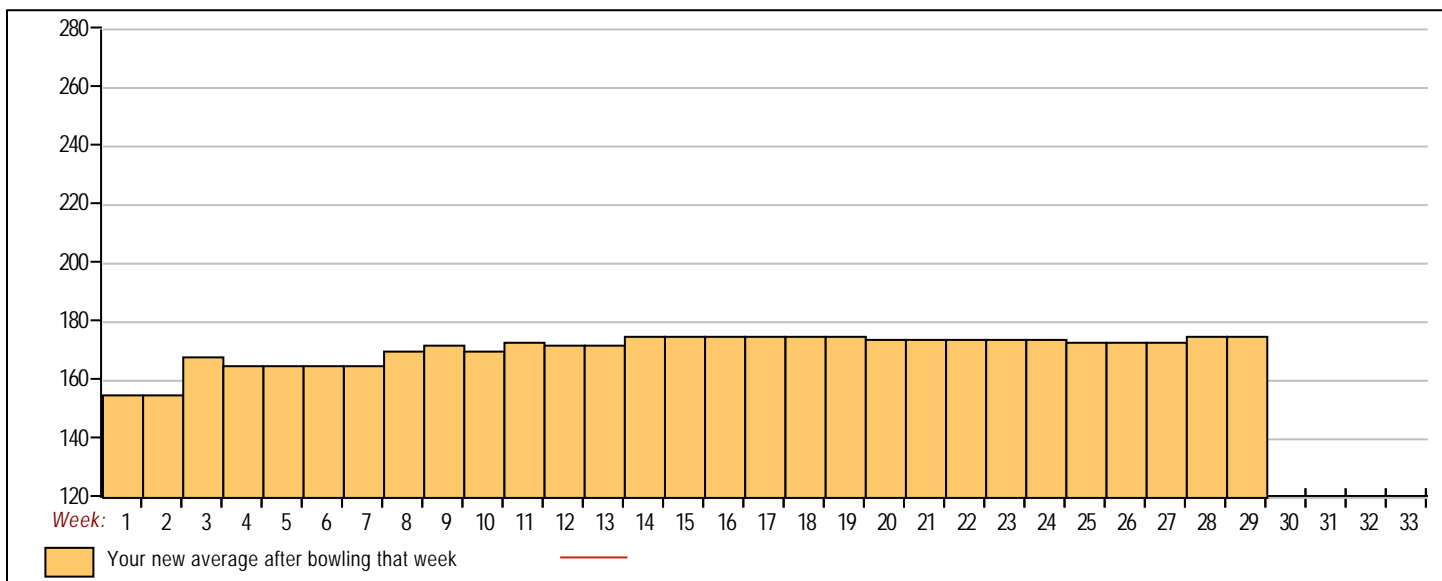
<100	100's	125's	150's	175's	200's	225's	250's	275's	300's
		10	19	22	8		1		
<400	400's	450's	500's	550's	600's	650's	700's	750's	800's
		7	7	4	1	1			

Avg of Game 1	Avg of Game 2	Avg of Game 3
178.95	177.60	171.25

High game of 267 on week 28 High series of 651 on week 28 High average of 175.93 after bowling week 28
 Low game of 132 on week 10 Low series of 464 on week 2 Low average of 155.00 after bowling week 2

High Scores by Game

Game #1: 212 on week 14 Game #2: 267 on week 28 Game #3: 214 on week 28



Note: This report includes information through April 1 which is Week 29 of 33

Jason Ramirez's Bowling Record - Team 13: Bowludos

Table with columns: Week No., Bowling Date, Old Avg, Old HDCP, -1-, -2-, -3-, Total, HDCP Total, Pins, Gms, ---Average Change--- (New - Old ---> +/-), High Game, High Sers, HDCP Game, HDCP Sers. Rows 1-16.

End of 1st split

Table with columns: Week No., Bowling Date, Old Avg, Old HDCP, Total, Pins, Gms, ---Average Change--- (New - Old ---> +/-), High Game, High Sers, HDCP Game, HDCP Sers. Rows 17-29.

Summary table with columns: <100, 100's, 125's, 150's, 175's, 200's, 225's, 250's, 275's, 300's, <400, 400's, 450's, 500's, 550's, 600's, 650's, 700's, 750's, 800's.

Avg of Game 1: 159.67, Avg of Game 2: 139.67, Avg of Game 3: 179.00

High game of 200 on week 6, High series of 545 on week 6, High average of 164.67 after bowling week 6, Low game of 116 on week 8, Low series of 443 on week 4, Low average of 147.67 after bowling week 4

High Scores by Game: Game #1: 177 on week 6, Game #2: 168 on week 6, Game #3: 200 on week 6

