Friendly Trios

Wednesday 6:35 pm

Classic Bowling Center

Lanes 17 - 44

Note: This report includes information through April 29 which is Week 33 of 33

Aaron Luong's Bowling Record - Team 11: Team 11

Week No.	Bowling Date	Old Avg	Old HDCP	-1-	-2-	-3-	Total	HDCP Total	Pins	Gms	---Average Change--- New	-	Old	---> +/-		High Game	High Sers	HDCP Game	HDCP Sers
1	09/03/25	bk176	35	182	179	162	523	628	523	3	174.33	-	0.00	=	174.33	182	523	217	628
2	09/10/25	bk176	35	176	136	212	524	629	1047	6	174.50	-	174.33	=	0.17	212	524	247	629
3	09/17/25	bk176	35	147	171	112	430	535	1477	9	164.11	-	174.50	=	-10.39	212	524	247	629
4	09/24/25	166	43	194	193	245	632	761	2109	12	175.75	-	164.11	=	11.64	245	632	288	761
5	10/01/25	175	36	159	219	133	511	619	2620	15	174.67	-	175.75	=	-1.08	245	632	288	761
6	10/08/25	174	36	193	215	175	583	691	3203	18	177.94	-	174.67	=	3.28	245	632	288	761
7	10/15/25	177	34	149	181	162	492	594	3695	21	175.95	-	177.94	=	-1.99	245	632	288	761
8	10/22/25	175	36	246	193	204	643	751	4338	24	180.75	-	175.95	=	4.80	246	643	288	761
9	10/29/25	180	32	255	227	155	637	733	4975	27	184.26	-	180.75	=	3.51	255	643	288	761
10	11/05/25	184	28	164	214	190	568	652	5543	30	184.77	-	184.26	=	0.51	255	643	288	761
11	11/12/25	184	28	192	174	159	525	609	6068	33	183.88	-	184.77	=	-0.89	255	643	288	761
12	11/19/25	183	29	117	204	218	539	626	6607	36	183.53	-	183.88	=	-0.35	255	643	288	761
13	11/26/25	183	29	214	183	177	574	661	7181	39	184.13	-	183.53	=	0.60	255	643	288	761
14	12/03/25	184	28	154	237	202	593	677	7774	42	185.10	-	184.13	=	0.97	255	643	288	761
15	12/10/25	185	28	175	193	147	515	599	8289	45	184.20	-	185.10	=	-0.90	255	643	288	761
16	12/17/25	184	28	175	244	151	570	654	8859	48	184.56	-	184.20	=	0.36	255	643	288	761
End of 1st split																			
17	01/07/26	184	28	164	188	150	502	586	9361	51	183.55	-	184.56	=	-1.01	255	643	288	761
18	01/14/26	183	29	181	212	182	575	662	9936	54	184.00	-	183.55	=	0.45	255	643	288	761
19	01/21/26	184	28	183	198	226	607	691	10543	57	184.96	-	184.00	=	0.96	255	643	288	761
20	01/28/26	184	28	211	176	148	535	619	11078	60	184.63	-	184.96	=	-0.33	255	643	288	761
21	02/04/26	184	28	151	177	179	507	591	11585	63	183.89	-	184.63	=	-0.74	255	643	288	761
22	02/11/26	183	29	167	167	154	488	575	12073	66	182.92	-	183.89	=	-0.96	255	643	288	761
23	02/18/26	182	30	173	214	244	631	721	12704	69	184.12	-	182.92	=	1.19	255	643	288	761
24	02/25/26	184	28	195	136	156	487	571	13191	72	183.21	-	184.12	=	-0.91	255	643	288	761
25	03/04/26	183	29	143	178	235	556	643	13747	75	183.29	-	183.21	=	0.09	255	643	288	761
26	03/11/26	183	29	195	114	175	484	571	14231	78	182.45	-	183.29	=	-0.84	255	643	288	761
27	03/18/26	182	30	212	174	176	562	652	14793	81	182.63	-	182.45	=	0.18	255	643	288	761
28	03/25/26	182	30	157	161	181	499	589	15292	84	182.05	-	182.63	=	-0.58	255	643	288	761
		----- Week 29 was bowled after week 30 -----																	
29	04/01/26	182	30	176	220	236	632	722	15924	87	182.05	-	0.00	=	182.05	255	643	288	761
		Scores were bowled after week 30 for weeks: 29																	
30	04/08/26	182	30	182	192	180	554	644	16478	90	183.09	-	182.05	=	1.04	255	643	288	761
31	04/15/26	183	29	143	166	174	483	570	16961	93	182.38	-	183.09	=	-0.71	255	643	288	761
32	04/22/26	182	30	197	181	155	533	623	17494	96	182.23	-	182.38	=	-0.15	255	643	288	761
33	04/29/26	182	30	145	198	179	522	612	17494	96	182.23	-	182.23	=	0.00	255	643	288	761
End of 2nd split																			

<100	100's	125's	150's	175's	200's	225's	250's	275's	300's
	3	10	24	38	14	9	1		

<400	400's	450's	500's	550's	600's	650's	700's	750's	800's
	1	6	11	9	6				

Avg of Game 1	Avg of Game 2	Avg of Game 3
177.79	188.33	179.82

High game of 255 on week 9
Low game of 112 on week 3

High series of 643 on week 8
Low series of 430 on week 3

High average of 185.10 after bowling week 14
Low average of 164.11 after bowling week 3

High Scores by Game
Game #1: 255 on week 9 Game #2: 244 on week 16 Game #3: 245 on week 4

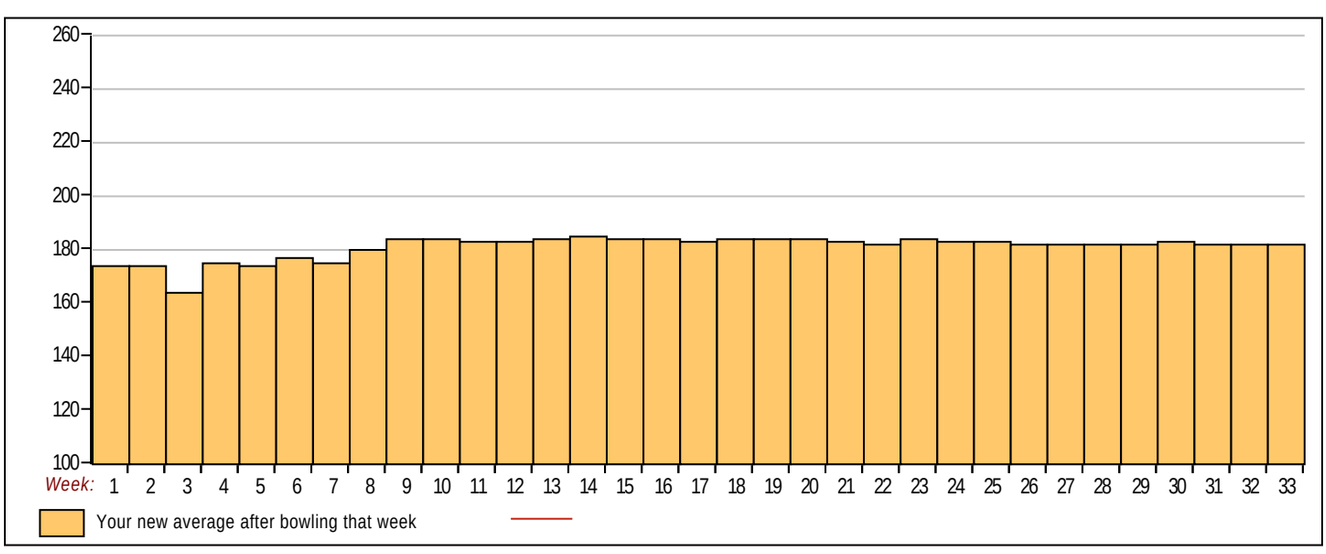

BLS-2026/PRO 38.01.09 licensed to Check Wong

Friendly Trios

Wednesday 6:35 pm

Classic Bowling Center

Lanes 17 - 44

Note: This report includes information through April 29 which is Week 33 of 33

Leanne Lay's Bowling Record - Team 11: Team 11

Week No.	Bowling Date	Old Avg	Old HDCP	-1-	-2-	-3-	Total	HDCP Total	Pins	Gms	---Average Change--- New	-	Old --->	+/-	High Game	High Sers	HDCP Game	HDCP Sers
1	09/03/25	bk131	71	112	144	113	369	582	369	3	123.00	-	0.00	= 123.00	144	369	215	582
2	09/10/25	bk131	71	123	141	142	406	619	775	6	129.17	-	123.00	= 6.17	144	406	215	619
3	09/17/25	bk131	71	140	133	126	399	612	1174	9	130.44	-	129.17	= 1.28	144	406	215	619
4	09/24/25	130	72	89	154	162	405	621	1579	12	131.58	-	130.44	= 1.14	162	406	234	621
5	10/01/25	131	71	136	152	154	442	655	2021	15	134.73	-	131.58	= 3.15	162	442	234	655
6	10/08/25	134	68	137	120	141	398	602	2419	18	134.39	-	134.73	= -0.34	162	442	234	655
7	10/15/25	134	68	96	122	173	391	595	2810	21	133.81	-	134.39	= -0.58	173	442	241	655
8	10/22/25	133	69	139	128	150	417	624	3227	24	134.46	-	133.81	= 0.65	173	442	241	655
9	10/29/25	134	68	111	139	111	361	565	3588	27	132.89	-	134.46	= -1.57	173	442	241	655
10	11/05/25	132	70	82	113	128	323	533	3911	30	130.37	-	132.89	= -2.52	173	442	241	655
11	11/12/25	130	72	113	117	135	365	581	4276	33	129.58	-	130.37	= -0.79	173	442	241	655
12	11/19/25	129	72	152	97	114	363	579	4639	36	128.86	-	129.58	= -0.71	173	442	241	655
13	11/26/25	128	73	85	129	115	329	548	4968	39	127.38	-	128.86	= -1.48	173	442	241	655
14	12/03/25	127	74	110	117	99	326	548	5294	42	126.05	-	127.38	= -1.34	173	442	241	655
15	12/10/25	126	75	123	88	130	341	566	5635	45	125.22	-	126.05	= -0.83	173	442	241	655
16	12/17/25	125	76	155	130	158	443	671	6078	48	126.63	-	125.22	= 1.40	173	443	241	671
End of 1st split																		
17	01/07/26	126	75	111	98	100	309	534	6387	51	125.24	-	126.63	= -1.39	173	443	241	671
18	01/14/26	125	76	114	158	164	436	664	6823	54	126.35	-	125.24	= 1.12	173	443	241	671
19	01/21/26	126	75	176	91	121	388	613	7211	57	126.51	-	126.35	= 0.16	176	443	251	671
20	01/28/26	126	75	93	128	105	326	551	7537	60	125.62	-	126.51	= -0.89	176	443	251	671
21	02/04/26	125	76	126	167	114	407	635	7944	63	126.10	-	125.62	= 0.48	176	443	251	671
22	02/11/26	126	75	123	103	139	365	590	8309	66	125.89	-	126.10	= -0.20	176	443	251	671
23	02/18/26	125	76	116	99	132	347	575	8656	69	125.45	-	125.89	= -0.44	176	443	251	671
24	02/25/26	125	76	121	187	136	444	672	9100	72	126.39	-	125.45	= 0.94	187	444	263	672
25	03/04/26	126	75	131	119	154	404	629	9504	75	126.72	-	126.39	= 0.33	187	444	263	672
26	03/11/26	126	75	118	159	120	397	622	9901	78	126.94	-	126.72	= 0.22	187	444	263	672
27	03/18/26	126	75	100	133	139	372	597	10273	81	126.83	-	126.94	= -0.11	187	444	263	672
28	03/25/26	126	75	96	91	109	296	521	10569	84	125.82	-	126.83	= -1.01	187	444	263	672
		----- Week 29 was bowled after week 30 -----																
29	04/01/26	125	76	109	130	133	372	600	10941	87	125.82	-	0.00	= 125.82	187	444	263	672
		Scores were bowled after week 30 for weeks: 29																
30	04/08/26	125	76	144	100	135	379	607	11320	90	125.78	-	125.82	= -0.04	187	444	263	672
31	04/15/26	125	76	122	160	109	391	619	11711	93	125.92	-	125.78	= 0.15	187	444	263	672
32	04/22/26	125	76	88	170	116	374	602	12085	96	125.89	-	125.92	= -0.04	187	444	263	672
33	04/29/26	125	76	127	144	129	400	628	12085	96	125.89	-	125.89	= 0.00	187	444	263	672
End of 2nd split																		

<100	100's	125's	150's	175's	200's	225's	250's	275's	300's
14	35	32	16	2					

<400	400's	450's	500's	550's	600's	650's	700's	750's	800's
23	10								

Avg of Game 1	Avg of Game 2	Avg of Game 3
118.73	129.12	130.48

High game of 187 on week 24
Low game of 82 on week 10

High series of 444 on week 24
Low series of 296 on week 28

High average of 134.73 after bowling week 5
Low average of 123.00 after bowling week 1

High Scores by Game
Game #1: 176 on week 19 Game #2: 187 on week 24 Game #3: 173 on week 7

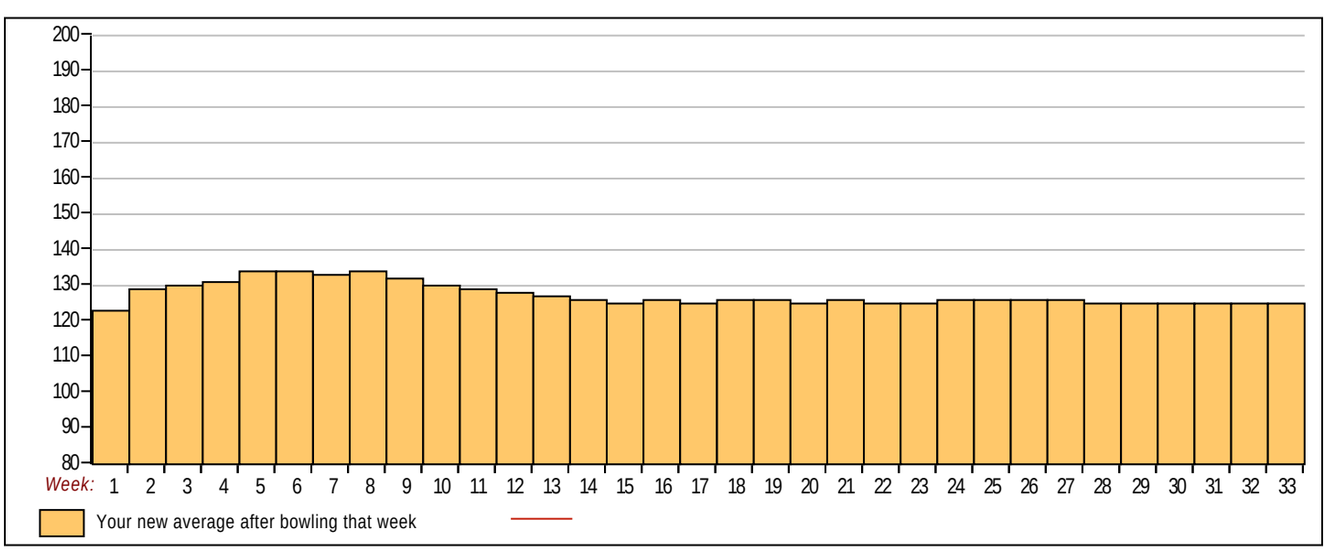

BLS-2026/PRO 38.01.09 licensed to Check Wong

Friendly Trios

Wednesday 6:35 pm

Classic Bowling Center

Lanes 17 - 44

Note: This report includes information through April 29 which is Week 33 of 33

Norman Ng's Bowling Record - Team 11: Team 11

Week No.	Bowling Date	Old Avg	Old HDCP	-1-	-2-	-3-	Total	HDCP Total	Pins	Gms	---Average Change--- New	-	Old --->	+/-		High Game	High Sers	HDCP Game	HDCP Sers
1	09/03/25	bk184	28	190	173	198	561	645	561	3	187.00	-	0.00	=	187.00	198	561	226	645
2	09/10/25	bk184	28	177	202	151	530	614	1091	6	181.83	-	187.00	=	-5.17	202	561	230	645
3	09/17/25	bk184	28	203	131	183	517	601	1608	9	178.67	-	181.83	=	-3.17	203	561	231	645
4	09/24/25	178	33	191	188	225	604	703	2212	12	184.33	-	178.67	=	5.67	225	604	258	703
5	10/01/25	184	28	194	186	197	577	661	2789	15	185.93	-	184.33	=	1.60	225	604	258	703
6	10/08/25	185	28	i204	a185	a185	574	658	2789	15	185.93	-	185.93	=	0.00	225	604	258	703
7	10/15/25	185	28	192	201	245	638	722	3427	18	190.39	-	185.93	=	4.46	245	638	273	722
8	10/22/25	190	24	167	188	168	523	595	3950	21	188.10	-	190.39	=	-2.29	245	638	273	722
9	10/29/25	188	25	169	205	203	577	652	4527	24	188.63	-	188.10	=	0.53	245	638	273	722
10	11/05/25	188	25	205	185	226	616	691	5143	27	190.48	-	188.63	=	1.86	245	638	273	722
11	11/12/25	190	24	185	199	186	570	642	5713	30	190.43	-	190.48	=	-0.05	245	638	273	722
12	11/19/25	190	24	207	230	204	641	713	6354	33	192.55	-	190.43	=	2.11	245	641	273	722
13	11/26/25	192	22	157	189	184	530	596	6884	36	191.22	-	192.55	=	-1.32	245	641	273	722
14	12/03/25	191	23	160	216	204	580	649	7464	39	191.38	-	191.22	=	0.16	245	641	273	722
15	12/10/25	191	23	143	201	227	571	640	8035	42	191.31	-	191.38	=	-0.08	245	641	273	722
16	12/17/25	191	23	220	214	184	618	687	8653	45	192.29	-	191.31	=	0.98	245	641	273	722
End of 1st split																			
17	01/07/26	192	22	211	202	190	603	669	9256	48	192.83	-	192.29	=	0.54	245	641	273	722
18	01/14/26	192	22	152	204	167	523	589	9779	51	191.75	-	192.83	=	-1.09	245	641	273	722
19	01/21/26	191	23	206	117	190	513	582	10292	54	190.59	-	191.75	=	-1.15	245	641	273	722
20	01/28/26	190	24	212	227	234	673	745	10965	57	192.37	-	190.59	=	1.78	245	673	273	745
21	02/04/26	192	22	129	203	228	560	626	11525	60	192.08	-	192.37	=	-0.29	245	673	273	745
22	02/11/26	192	22	203	144	201	548	614	12073	63	191.63	-	192.08	=	-0.45	245	673	273	745
23	02/18/26	191	23	234	178	195	607	676	12680	66	192.12	-	191.63	=	0.49	245	673	273	745
24	02/25/26	192	22	221	184	222	627	693	13307	69	192.86	-	192.12	=	0.73	245	673	273	745
25	03/04/26	192	22	171	166	193	530	596	13837	72	192.18	-	192.86	=	-0.67	245	673	273	745
26	03/11/26	192	22	278	209	220	707	773	14544	75	193.92	-	192.18	=	1.74	278	707	300	773
27	03/18/26	193	21	190	289	169	648	711	15192	78	194.77	-	193.92	=	0.85	289	707	310	773
28	03/25/26	194	20	193	212	181	586	646	15778	81	194.79	-	194.77	=	0.02	289	707	310	773
		----- Week 29 was bowled after week 30 -----																	
29	04/01/26	195	20	188	176	164	528	588	16306	84	194.79	-	0.00	=	194.79	289	707	310	773
		Scores were bowled after week 30 for weeks: 29																	
30	04/08/26	194	20	157	288	202	647	707	16953	87	194.86	-	194.79	=	0.07	289	707	310	773
31	04/15/26	194	20	a194	a194	a194	582	642	16953	87	194.86	-	194.86	=	0.00	289	707	310	773
32	04/22/26	194	20	162	182	212	556	616	17509	90	194.54	-	194.86	=	-0.32	289	707	310	773
33	04/29/26	194	20	211	186	168	565	625	17509	90	194.54	-	194.54	=	0.00	289	707	310	773

End of 2nd split

<100	100's	125's	150's	175's	200's	225's	250's	275's	300's
	1	4	16	31	29	9		3	

<400	400's	450's	500's	550's	600's	650's	700's	750's	800's
			9	10	10	1	1		

Avg of Game 1	Avg of Game 2	Avg of Game 3
189.61	195.97	197.45

High game of 289 on week 27
Low game of 117 on week 19

High series of 707 on week 26
Low series of 513 on week 19

High average of 194.86 after bowling week 30
Low average of 178.67 after bowling week 3

High Scores by Game
Game #1: 278 on week 26 Game #2: 289 on week 27 Game #3: 245 on week 7

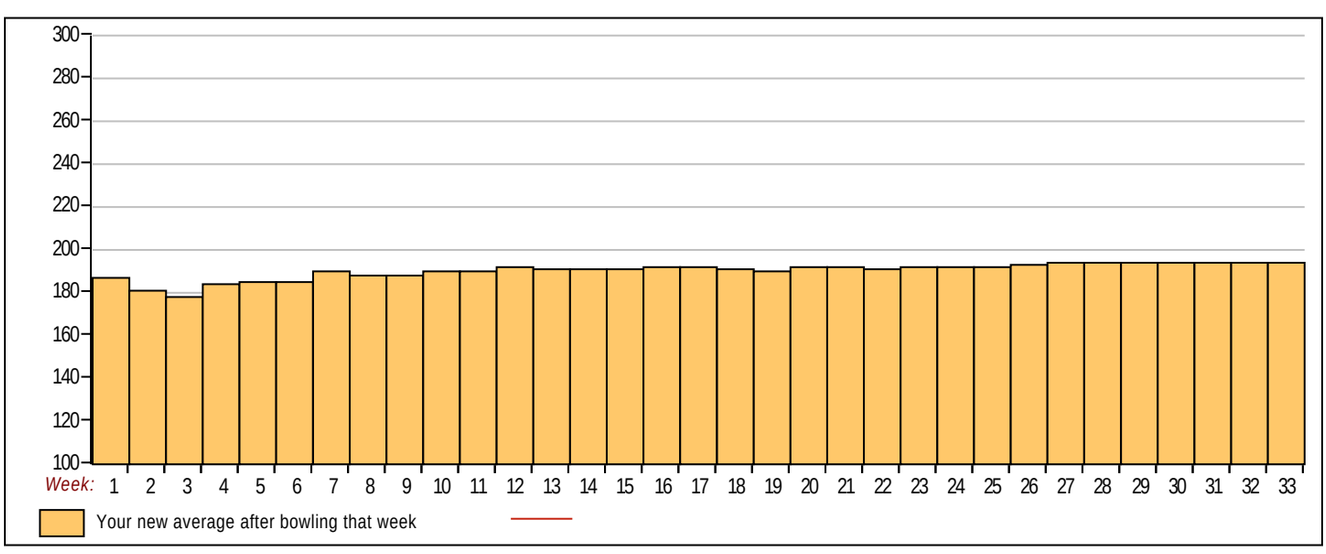

BLS-2026/PRO 38.01.09 licensed to Check Wong