

Note: This report includes information through April 15 which is Week 31 of 33

**Dave Franzoia's Bowling Record - Team 10: Great Balls of Fire**

Week No.	Bowling Date	Old Avg	Old HDCP	-			Total	HDCP Total	Pins	Gms	---Average Change---			High Game	High Sers	HDCP Game	HDCP Sers		
				-1-	-2-	-3-					New - Old	---> +/-							
1	09/03/25	bk133	0				0	0	0	0	-	0.00	=	0.00	0	0			
2	09/10/25	bk133	0				0	0	0	0	-	0.00	=	0.00	0	0			
3	09/17/25	bk133	69	130	117	166	413	620	413	3	137.67	-	0.00	=	137.67	166	413	235	620
4	09/24/25	bk133	69	130	126	133	389	596	802	6	133.67	-	137.67	=	-4.00	166	413	235	620
5	10/01/25	bk133	69	a133	a133	a133	399	606	802	6	133.67	-	133.67	=	0.00	166	413	235	620
6	10/08/25	bk133	69	128	102	156	386	593	1188	9	132.00	-	133.67	=	-1.67	166	413	235	620
7	10/15/25	132	70	a132	a132	a132	396	606	1188	9	132.00	-	132.00	=	0.00	166	413	235	620
8	10/22/25	132	70	137	120	127	384	594	1572	12	131.00	-	132.00	=	-1.00	166	413	235	620
9	10/29/25	131	71	144	121	133	398	611	1970	15	131.33	-	131.00	=	0.33	166	413	235	620
10	11/05/25	131	71	a131	a131	a131	393	606	1970	15	131.33	-	131.33	=	0.00	166	413	235	620
11	11/12/25	131	71	104	144	123	371	584	2341	18	130.06	-	131.33	=	-1.28	166	413	235	620
12	11/19/25	130	72	123	115	104	342	558	2683	21	127.76	-	130.06	=	-2.29	166	413	235	620
13	11/26/25	127	74	105	115	115	335	557	3018	24	125.75	-	127.76	=	-2.01	166	413	235	620
14	12/03/25	125	76	130	103	112	345	573	3363	27	124.56	-	125.75	=	-1.19	166	413	235	620
15	12/10/25	124	76	147	145	124	416	644	3779	30	125.97	-	124.56	=	1.41	166	416	235	644
16	12/17/25	125	76	110	90	137	337	565	4116	33	124.73	-	125.97	=	-1.24	166	416	235	644

**End of 1st split**

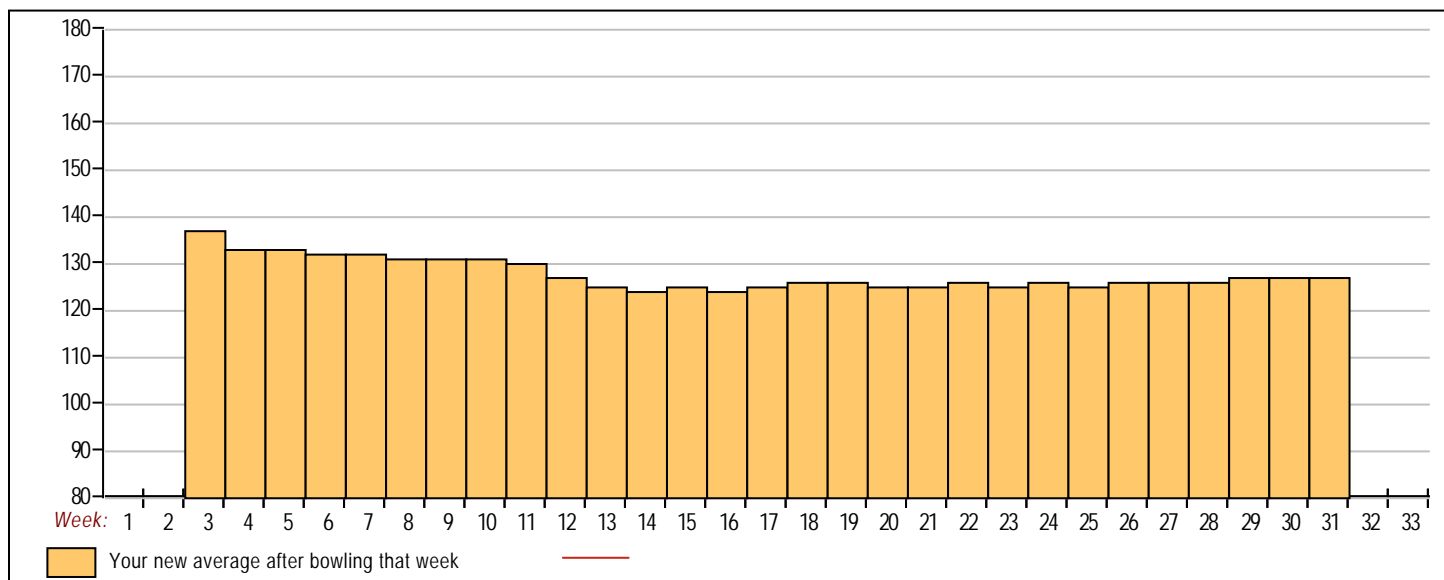
17	01/07/26	124	76	128	136	145	409	637	4525	36	125.69	-	124.73	=	0.97	166	416	235	644
18	01/14/26	125	76	146	126	152	424	652	4949	39	126.90	-	125.69	=	1.20	166	424	235	652
19	01/21/26	126	0				0	0	4949	39	126.90	-	126.90	=	0.00	166	424	235	652
20	01/28/26	126	75	105	114	111	330	555	5279	42	125.69	-	126.90	=	-1.21	166	424	235	652
21	02/04/26	125	76	134	112	127	373	601	5652	45	125.60	-	125.69	=	-0.09	166	424	235	652
22	02/11/26	125	76	144	127	125	396	624	6048	48	126.00	-	125.60	=	0.40	166	424	235	652
23	02/18/26	126	75	132	111	115	358	583	6406	51	125.61	-	126.00	=	-0.39	166	424	235	652
24	02/25/26	125	76	133	133	136	402	630	6808	54	126.07	-	125.61	=	0.47	166	424	235	652
25	03/04/26	126	75	129	108	135	372	597	7180	57	125.96	-	126.07	=	-0.11	166	424	235	652
26	03/11/26	125	76	129	101	153	383	611	7563	60	126.05	-	125.96	=	0.09	166	424	235	652
27	03/18/26	126	75	140	148	136	424	649	7987	63	126.78	-	126.05	=	0.73	166	424	235	652
28	03/25/26	126	75	124	131	103	358	583	8345	66	126.44	-	126.78	=	-0.34	166	424	235	652
29	04/01/26	126	75	157	159	114	430	655	8775	69	127.17	-	126.44	=	0.73	166	430	235	655
30	04/08/26	127	74	167	144	122	433	655	9208	72	127.89	-	127.17	=	0.71	167	433	241	655
31	04/15/26	127	74	a127	a127	a127	381	603	9208	72	127.89	-	127.89	=	0.00	167	433	241	655

<u>&lt;100</u>	<u>100's</u>	<u>125's</u>	<u>150's</u>	<u>175's</u>	<u>200's</u>	<u>225's</u>	<u>250's</u>	<u>275's</u>	<u>300's</u>
1	28	36	7						
<u>&lt;400</u>	<u>400's</u>	<u>450's</u>	<u>500's</u>	<u>550's</u>	<u>600's</u>	<u>650's</u>	<u>700's</u>	<u>750's</u>	<u>800's</u>
16	8								

**Avg of Game 1**    **Avg of Game 2**    **Avg of Game 3**  
 131.50                      122.83                      129.33

High game of 167 on week 30                      High series of 433 on week 30                      High average of 137.67 after bowling week 3  
 Low game of 90 on week 16                      Low series of 330 on week 20                      Low average of 124.56 after bowling week 14

High Scores by Game  
 Game #1: 167 on week 30    Game #2: 159 on week 29    Game #3: 166 on week 3



Note: This report includes information through April 15 which is Week 31 of 33

**Mike Franzoia's Bowling Record - Team 10: Great Balls of Fire**

Week No.	Bowling Date	Old Avg	Old HDCP	-1- -2- -3-			Total	HDCP Total		Pins	Gms	---Average Change---			High Game	High Sers	HDCP Game	HDCP Sers	
												New - Old	--->	+/-					
1	09/03/25	bk134	68	133	133	164	430	634	430	3	143.33	-	0.00	=	143.33	164	430	232	634
2	09/10/25	bk134	68	137	128	144	409	613	839	6	139.83	-	143.33	=	-3.50	164	430	232	634
3	09/17/25	bk134	68	133	130	208	471	675	1310	9	145.56	-	139.83	=	5.72	208	471	276	675
4	09/24/25	145	60	146	135	162	443	623	1753	12	146.08	-	145.56	=	0.53	208	471	276	675
5	10/01/25	146	59	136	143	120	399	576	2152	15	143.47	-	146.08	=	-2.62	208	471	276	675
6	10/08/25	143	61	126	124	143	393	576	2545	18	141.39	-	143.47	=	-2.08	208	471	276	675
7	10/15/25	141	63	132	130	155	417	606	2962	21	141.05	-	141.39	=	-0.34	208	471	276	675
8	10/22/25	141	63	99	127	94	320	509	3282	24	136.75	-	141.05	=	-4.30	208	471	276	675
9	10/29/25	136	67	133	123	138	394	595	3676	27	136.15	-	136.75	=	-0.60	208	471	276	675
10	11/05/25	136	67	126	165	137	428	629	4104	30	136.80	-	136.15	=	0.65	208	471	276	675
11	11/12/25	136	67	111	166	128	405	606	4509	33	136.64	-	136.80	=	-0.16	208	471	276	675
12	11/19/25	136	67	127	119	146	392	593	4901	36	136.14	-	136.64	=	-0.50	208	471	276	675
13	11/26/25	136	67	109	99	102	310	511	5211	39	133.62	-	136.14	=	-2.52	208	471	276	675
14	12/03/25	133	69	130	141	95	366	573	5577	42	132.79	-	133.62	=	-0.83	208	471	276	675
15	12/10/25	132	70	139	112	163	414	624	5991	45	133.13	-	132.79	=	0.35	208	471	276	675
16	12/17/25	133	69	156	114	130	400	607	6391	48	133.15	-	133.13	=	0.01	208	471	276	675

**End of 1st split**

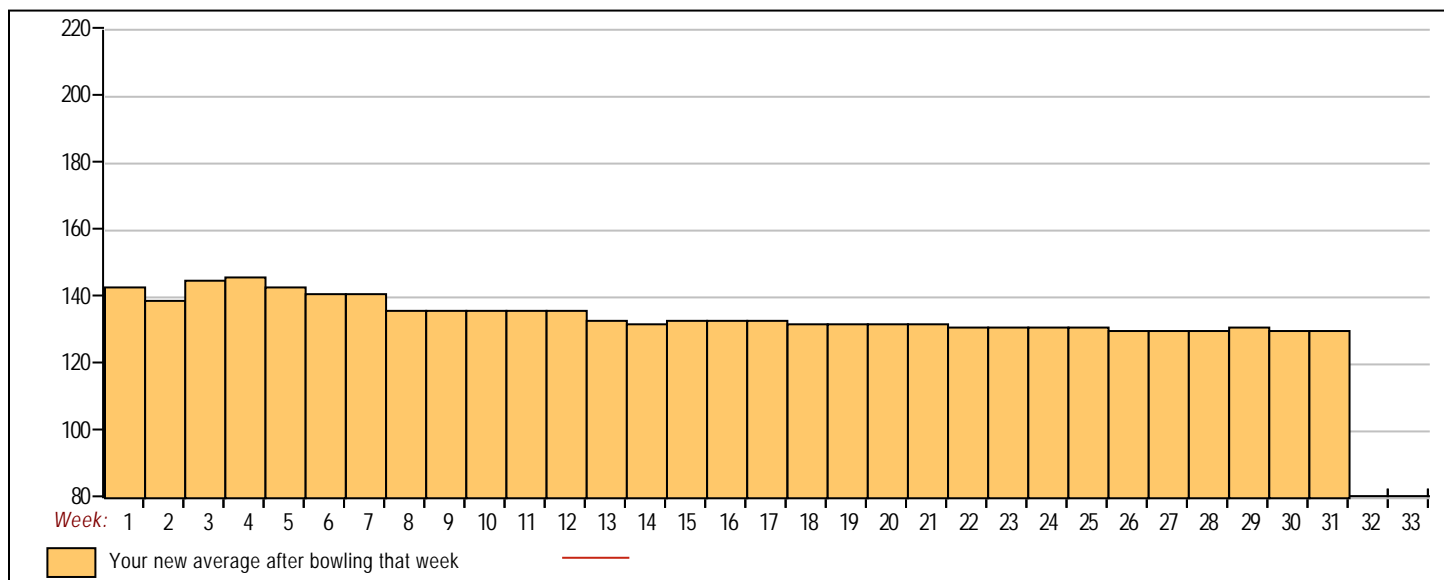
17	01/07/26	133	69	176	119	104	399	606	6790	51	133.14	-	133.15	=	-0.01	208	471	276	675
18	01/14/26	133	69	166	111	103	380	587	7170	54	132.78	-	133.14	=	-0.36	208	471	276	675
19	01/21/26	132	70	117	122	151	390	600	7560	57	132.63	-	132.78	=	-0.15	208	471	276	675
20	01/28/26	132	70	108	152	105	365	575	7925	60	132.08	-	132.63	=	-0.55	208	471	276	675
21	02/04/26	132	70	160	125	106	391	601	8316	63	132.00	-	132.08	=	-0.08	208	471	276	675
22	02/11/26	132	70	119	119	113	351	561	8667	66	131.32	-	132.00	=	-0.68	208	471	276	675
23	02/18/26	131	71	125	134	123	382	595	9049	69	131.14	-	131.32	=	-0.17	208	471	276	675
24	02/25/26	131	71	148	140	131	419	632	9468	72	131.50	-	131.14	=	0.36	208	471	276	675
25	03/04/26	131	71	152	126	91	369	582	9837	75	131.16	-	131.50	=	-0.34	208	471	276	675
26	03/11/26	131	71	113	112	110	335	548	10172	78	130.41	-	131.16	=	-0.75	208	471	276	675
27	03/18/26	130	72	138	125	165	428	644	10600	81	130.86	-	130.41	=	0.45	208	471	276	675
28	03/25/26	130	72	124	132	113	369	585	10969	84	130.58	-	130.86	=	-0.28	208	471	276	675
29	04/01/26	130	72	138	161	150	449	665	11418	87	131.24	-	130.58	=	0.66	208	471	276	675
30	04/08/26	131	71	101	132	127	360	573	11778	90	130.87	-	131.24	=	-0.37	208	471	276	675
31	04/15/26	130	72	131	148	113	392	608	12170	93	130.86	-	130.87	=	-0.01	208	471	276	675

<u>&lt;100</u>	<u>100's</u>	<u>125's</u>	<u>150's</u>	<u>175's</u>	<u>200's</u>	<u>225's</u>	<u>250's</u>	<u>275's</u>	<u>300's</u>
5	29	42	15	1	1				
<u>&lt;400</u>	<u>400's</u>	<u>450's</u>	<u>500's</u>	<u>550's</u>	<u>600's</u>	<u>650's</u>	<u>700's</u>	<u>750's</u>	<u>800's</u>
19	11	1							

<u>Avg of Game 1</u>	<u>Avg of Game 2</u>	<u>Avg of Game 3</u>
131.90	130.55	130.13

High game of 208 on week 3      High series of 471 on week 3      High average of 146.08 after bowling week 4  
 Low game of 91 on week 25      Low series of 310 on week 13      Low average of 130.41 after bowling week 26

High Scores by Game  
 Game #1: 176 on week 17    Game #2: 166 on week 11    Game #3: 208 on week 3



Note: This report includes information through April 15 which is Week 31 of 33

**Vacant's Bowling Record - Team 10: Great Balls of Fire**

Week No.	Bowling Date	Old Avg	Old HDCP	Old			Total	HDCP Total	Pins	Gms	---Average Change---			High Game	High Sers	HDCP Game	HDCP Sers	
				-1-	-2-	-3-					New	Old	---> +/-					
1	09/03/25	140	64	a140	a140	a140	420	612	0	0	-	0.00	=	0.00	0	0		
2	09/10/25	140	64	a140	a140	a140	420	612	0	0	-	0.00	=	0.00	0	0		
3	09/17/25	140	64	v140	v140	v140	420	612	0	0	-	0.00	=	0.00	0	0		
4	09/24/25	140	64	v140	v140	v140	420	612	0	0	-	0.00	=	0.00	0	0		
5	10/01/25	140	64	v140	v140	v140	420	612	0	0	-	0.00	=	0.00	0	0		
6	10/08/25	140	64	v140	v140	v140	420	612	0	0	-	0.00	=	0.00	0	0		
7	10/15/25	140	64	v140	v140	v140	420	612	0	0	-	0.00	=	0.00	0	0		
8	10/22/25	140	64	v140	v140	v140	420	612	0	0	-	0.00	=	0.00	0	0		
9	10/29/25	140	64	v140	v140	v140	420	612	0	0	-	0.00	=	0.00	0	0		
10	11/05/25	140	64	v140	v140	v140	420	612	0	0	-	0.00	=	0.00	0	0		
11	11/12/25	140	64	v140	v140	v140	420	612	0	0	-	0.00	=	0.00	0	0		
12	11/19/25	140	64	v140	v140	v140	420	612	0	0	-	0.00	=	0.00	0	0		
13	11/26/25	140	64	v140	v140	v140	420	612	0	0	-	0.00	=	0.00	0	0		
14	12/03/25	140	0				0	0	0	0	-	0.00	=	0.00	0	0		
15	12/10/25	140	64	v140	v140	v140	420	612	0	0	-	0.00	=	0.00	0	0		
16	12/17/25	140	64	v140	v140	v140	420	612	0	0	-	0.00	=	0.00	0	0		

**End of 1st split**

17	01/07/26	140	64	v140	v140	v140	420	612	0	0	-	0.00	=	0.00	0	0		
18	01/14/26	140	64	v140	v140	v140	420	612	0	0	-	0.00	=	0.00	0	0		
19	01/21/26	140	64	v140	v140	v140	420	612	0	0	-	0.00	=	0.00	0	0		
20	01/28/26	140	0				0	0	0	0	-	0.00	=	0.00	0	0		
21	02/04/26	140	0				0	0	0	0	-	0.00	=	0.00	0	0		
22	02/11/26	140	0				0	0	0	0	-	0.00	=	0.00	0	0		
23	02/18/26	140	64	v140	v140	v140	420	612	0	0	-	0.00	=	0.00	0	0		
24	02/25/26	140	64	v140	v140	v140	420	612	0	0	-	0.00	=	0.00	0	0		
25	03/04/26	140	64	v140	v140	v140	420	612	0	0	-	0.00	=	0.00	0	0		
26	03/11/26	140	64	v140	v140	v140	420	612	0	0	-	0.00	=	0.00	0	0		
27	03/18/26	140	64	v140	v140	v140	420	612	0	0	-	0.00	=	0.00	0	0		
28	03/25/26	140	64	v140	v140	v140	420	612	0	0	-	0.00	=	0.00	0	0		
29	04/01/26	140	64	v140	v140	v140	420	612	0	0	-	0.00	=	0.00	0	0		
30	04/08/26	140	64	v140	v140	v140	420	612	0	0	-	0.00	=	0.00	0	0		
31	04/15/26	140	64	v140	v140	v140	420	612	0	0	-	0.00	=	0.00	0	0		

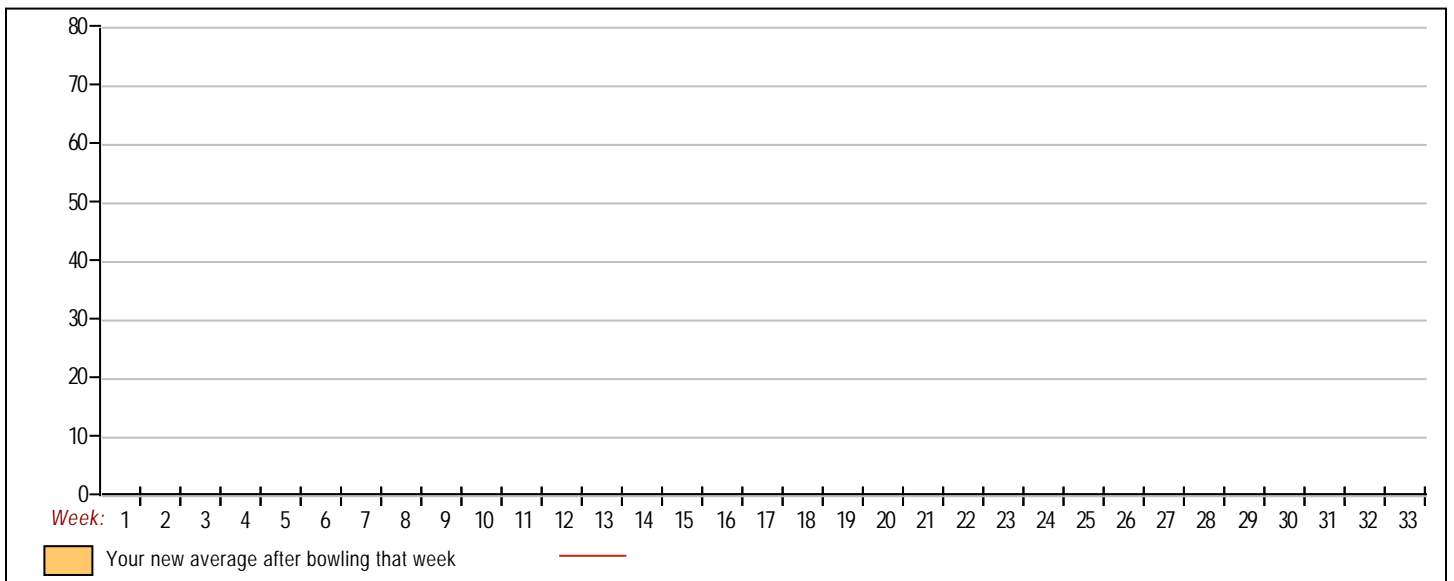
- <100
- 100's
- 125's
- 150's
- 175's
- 200's
- 225's
- 250's
- 275's
- 300's
- <400
- 400's
- 450's
- 500's
- 550's
- 600's
- 650's
- 700's
- 750's
- 800's

Avg of Game 1   Avg of Game 2   Avg of Game 3

High game of 0 on week 0      High series of 0 on week 0      High average of 0.00 after bowling week 31  
 Low game of 0 on week 0      Low series of 0 on week 0      Low average of 0.00 after bowling week 31

High Scores by Game

Game #1: 0 on week 0   Game #2: 0 on week 0   Game #3: 0 on week 0



Note: This report includes information through April 15 which is Week 31 of 33

**Brian Franzoia's Bowling Record - Team 10: Great Balls of Fire**

Week No.	Bowling Date	Old Avg	Old HDCP	-1-	-2-	-3-	Total	HDCP		---Average Change---			High Game	High Sers	HDCP Game	HDCP Sers			
								Total	Pins	Gms	New	Old					---> +/-		
1	09/03/25	bk139	0				0	0	0	0	-	0.00	=	0.00	0	0			
2	09/10/25	bk139	0				0	0	0	0	-	0.00	=	0.00	0	0			
3	09/17/25	bk139	0				0	0	0	0	-	0.00	=	0.00	0	0			
4	09/24/25	bk139	0				0	0	0	0	-	0.00	=	0.00	0	0			
5	10/01/25	bk139	0				0	0	0	0	-	0.00	=	0.00	0	0			
6	10/08/25	bk139	0				0	0	0	0	-	0.00	=	0.00	0	0			
7	10/15/25	bk139	0				0	0	0	0	-	0.00	=	0.00	0	0			
8	10/22/25	bk139	0				0	0	0	0	-	0.00	=	0.00	0	0			
9	10/29/25	bk139	0				0	0	0	0	-	0.00	=	0.00	0	0			
10	11/05/25	bk139	0				0	0	0	0	-	0.00	=	0.00	0	0			
11	11/12/25	bk139	0				0	0	0	0	-	0.00	=	0.00	0	0			
12	11/19/25	bk139	0				0	0	0	0	-	0.00	=	0.00	0	0			
13	11/26/25	bk139	0				0	0	0	0	-	0.00	=	0.00	0	0			
14	12/03/25	bk139	64	145	139	123	407	599	407	3	135.67	-	0.00	=	135.67	145	407	209	599
15	12/10/25	bk139	0				0	0	407	3	135.67	-	135.67	=	0.00	145	407	209	599
16	12/17/25	bk139	0				0	0	407	3	135.67	-	135.67	=	0.00	145	407	209	599

**End of 1st split**

17	01/07/26	bk139	0				0	0	407	3	135.67	-	135.67	=	0.00	145	407	209	599
18	01/14/26	bk139	0				0	0	407	3	135.67	-	135.67	=	0.00	145	407	209	599
19	01/21/26	bk139	0				0	0	407	3	135.67	-	135.67	=	0.00	145	407	209	599
20	01/28/26	bk139	0				0	0	407	3	135.67	-	135.67	=	0.00	145	407	209	599
21	02/04/26	bk139	64	122	155	145	422	614	829	6	138.17	-	135.67	=	2.50	155	422	219	614
22	02/11/26	bk139	64	102	80	112	294	486	1123	9	124.78	-	138.17	=	-13.39	155	422	219	614
23	02/18/26	129	0				0	0	1123	9	124.78	-	124.78	=	0.00	155	422	219	614
24	02/25/26	129	0				0	0	1123	9	124.78	-	124.78	=	0.00	155	422	219	614
25	03/04/26	129	0				0	0	1123	9	124.78	-	124.78	=	0.00	155	422	219	614
26	03/11/26	129	0				0	0	1123	9	124.78	-	124.78	=	0.00	155	422	219	614
27	03/18/26	129	0				0	0	1123	9	124.78	-	124.78	=	0.00	155	422	219	614
28	03/25/26	129	0				0	0	1123	9	124.78	-	124.78	=	0.00	155	422	219	614
29	04/01/26	129	0				0	0	1123	9	124.78	-	124.78	=	0.00	155	422	219	614
30	04/08/26	129	0				0	0	1123	9	124.78	-	124.78	=	0.00	155	422	219	614
31	04/15/26	129	72				0	0	1123	9	124.78	-	124.78	=	0.00	155	422	219	614



<u>&lt;100</u>	<u>100's</u>	<u>125's</u>	<u>150's</u>	<u>175's</u>	<u>200's</u>	<u>225's</u>	<u>250's</u>	<u>275's</u>	<u>300's</u>
1	4	3	1						
<u>&lt;400</u>	<u>400's</u>	<u>450's</u>	<u>500's</u>	<u>550's</u>	<u>600's</u>	<u>650's</u>	<u>700's</u>	<u>750's</u>	<u>800's</u>
1	2								

<u>Avg of Game 1</u>	<u>Avg of Game 2</u>	<u>Avg of Game 3</u>
123.00	124.67	126.67

High game of 155 on week 21  
 Low game of 80 on week 22

High series of 422 on week 21  
 Low series of 294 on week 22

High average of 138.17 after bowling week 21  
 Low average of 124.78 after bowling week 22

High Scores by Game

Game #1: 145 on week 14 Game #2: 155 on week 21 Game #3: 145 on week 21

