

Note: This report includes information through April 1 which is Week 29 of 33

Dave Franzoia's Bowling Record - Team 10: Great Balls of Fire

Table with columns: Week No., Bowling Date, Old Avg, Old HDCP, -1-, -2-, -3-, Total, HDCP Total, Pins, Gms, ---Average Change--- (New - Old ---> +/-), High Game, High Sers, HDCP Game, HDCP Sers. Rows 1-16.

End of 1st split

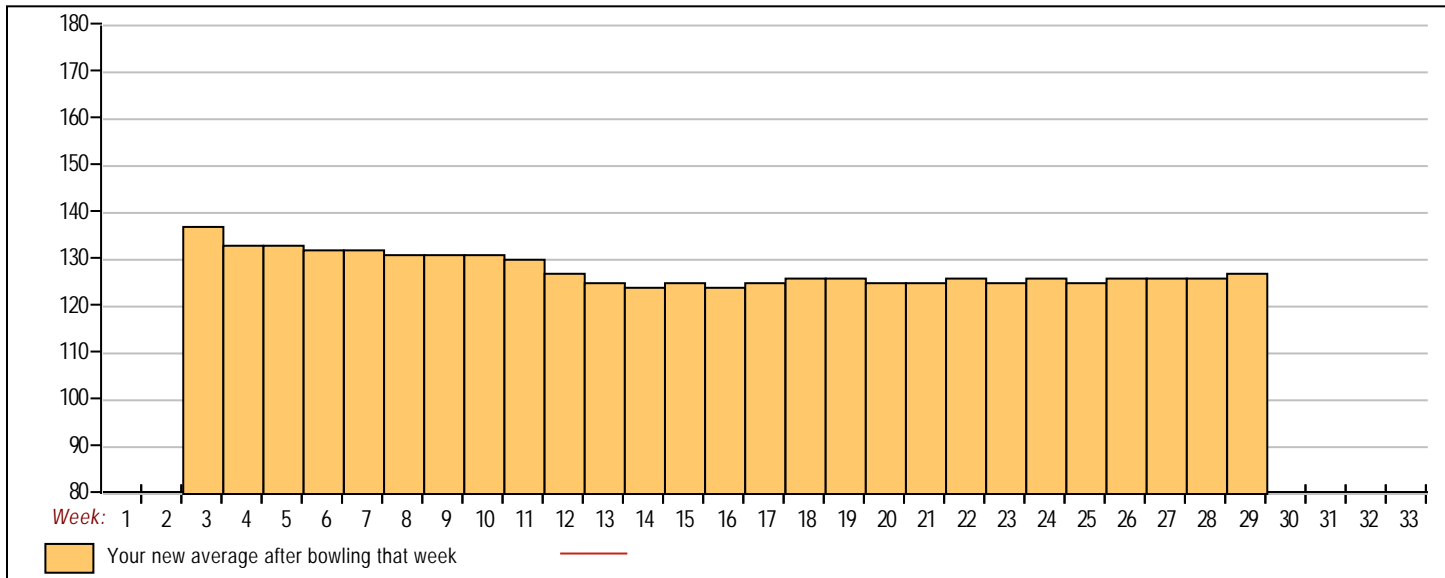
Table with columns: Week No., Bowling Date, Old Avg, Old HDCP, -1-, -2-, -3-, Total, HDCP Total, Pins, Gms, ---Average Change--- (New - Old ---> +/-), High Game, High Sers, HDCP Game, HDCP Sers. Rows 17-29.

Summary table with columns: <100, 100's, 125's, 150's, 175's, 200's, 225's, 250's, 275's, 300's, <400, 400's, 450's, 500's, 550's, 600's, 650's, 700's, 750's, 800's. Values: 1, 27, 35, 6, 16, 7.

Avg of Game 1 129.96, Avg of Game 2 121.91, Avg of Game 3 129.65

High game of 166 on week 3, Low game of 90 on week 16, High series of 430 on week 29, Low series of 330 on week 20, High average of 137.67 after bowling week 3, Low average of 124.56 after bowling week 14

High Scores by Game, Game #1: 157 on week 29, Game #2: 159 on week 29, Game #3: 166 on week 3



Note: This report includes information through April 1 which is Week 29 of 33

Mike Franzoia's Bowling Record - Team 10: Great Balls of Fire

Week No.	Bowling Date	Old Avg	Old HDCP	-1- -2- -3-			Total	HDCP Total	Pins	Gms	---Average Change---			High Game	High Sers	HDCP Game	HDCP Sers
											New - Old	--->	+/-				
1	09/03/25	bk134	68	133	133	164	430	634	430	3	143.33	- 0.00	= 143.33	164	430	232	634
2	09/10/25	bk134	68	137	128	144	409	613	839	6	139.83	- 143.33	= -3.50	164	430	232	634
3	09/17/25	bk134	68	133	130	208	471	675	1310	9	145.56	- 139.83	= 5.72	208	471	276	675
4	09/24/25	145	60	146	135	162	443	623	1753	12	146.08	- 145.56	= 0.53	208	471	276	675
5	10/01/25	146	59	136	143	120	399	576	2152	15	143.47	- 146.08	= -2.62	208	471	276	675
6	10/08/25	143	61	126	124	143	393	576	2545	18	141.39	- 143.47	= -2.08	208	471	276	675
7	10/15/25	141	63	132	130	155	417	606	2962	21	141.05	- 141.39	= -0.34	208	471	276	675
8	10/22/25	141	63	99	127	94	320	509	3282	24	136.75	- 141.05	= -4.30	208	471	276	675
9	10/29/25	136	67	133	123	138	394	595	3676	27	136.15	- 136.75	= -0.60	208	471	276	675
10	11/05/25	136	67	126	165	137	428	629	4104	30	136.80	- 136.15	= 0.65	208	471	276	675
11	11/12/25	136	67	111	166	128	405	606	4509	33	136.64	- 136.80	= -0.16	208	471	276	675
12	11/19/25	136	67	127	119	146	392	593	4901	36	136.14	- 136.64	= -0.50	208	471	276	675
13	11/26/25	136	67	109	99	102	310	511	5211	39	133.62	- 136.14	= -2.52	208	471	276	675
14	12/03/25	133	69	130	141	95	366	573	5577	42	132.79	- 133.62	= -0.83	208	471	276	675
15	12/10/25	132	70	139	112	163	414	624	5991	45	133.13	- 132.79	= 0.35	208	471	276	675
16	12/17/25	133	69	156	114	130	400	607	6391	48	133.15	- 133.13	= 0.01	208	471	276	675

End of 1st split

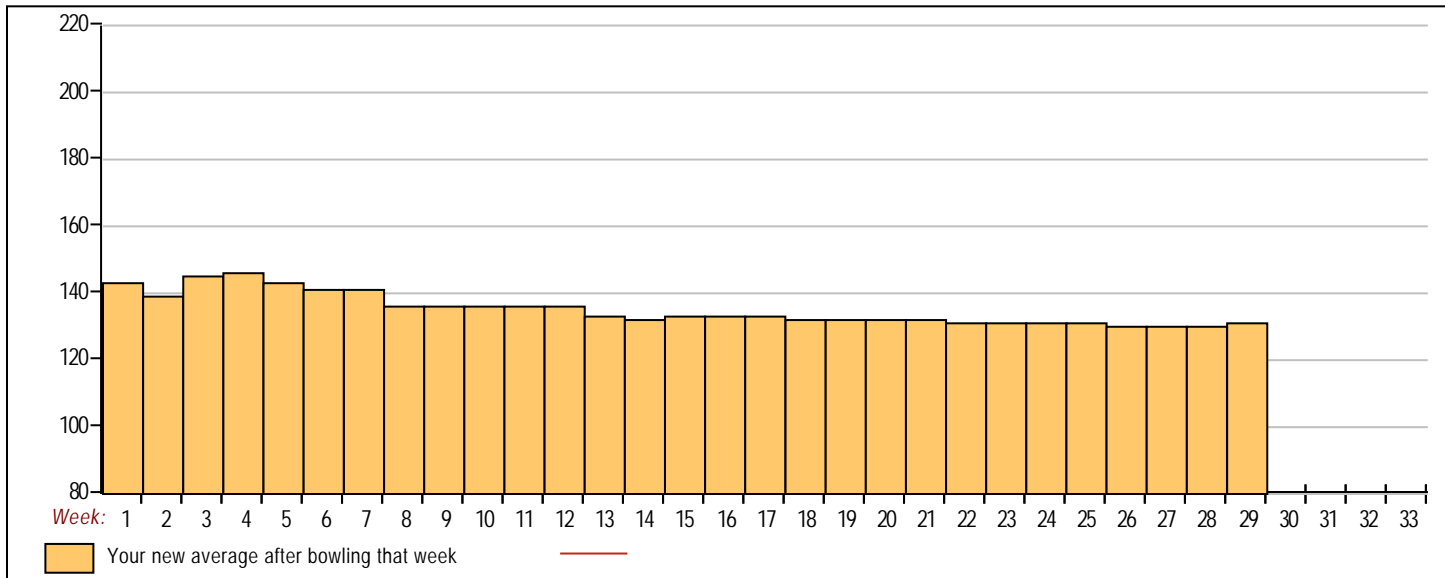
17	01/07/26	133	69	176	119	104	399	606	6790	51	133.14	- 133.15	= -0.01	208	471	276	675
18	01/14/26	133	69	166	111	103	380	587	7170	54	132.78	- 133.14	= -0.36	208	471	276	675
19	01/21/26	132	70	117	122	151	390	600	7560	57	132.63	- 132.78	= -0.15	208	471	276	675
20	01/28/26	132	70	108	152	105	365	575	7925	60	132.08	- 132.63	= -0.55	208	471	276	675
21	02/04/26	132	70	160	125	106	391	601	8316	63	132.00	- 132.08	= -0.08	208	471	276	675
22	02/11/26	132	70	119	119	113	351	561	8667	66	131.32	- 132.00	= -0.68	208	471	276	675
23	02/18/26	131	71	125	134	123	382	595	9049	69	131.14	- 131.32	= -0.17	208	471	276	675
24	02/25/26	131	71	148	140	131	419	632	9468	72	131.50	- 131.14	= 0.36	208	471	276	675
25	03/04/26	131	71	152	126	91	369	582	9837	75	131.16	- 131.50	= -0.34	208	471	276	675
26	03/11/26	131	71	113	112	110	335	548	10172	78	130.41	- 131.16	= -0.75	208	471	276	675
27	03/18/26	130	72	138	125	165	428	644	10600	81	130.86	- 130.41	= 0.45	208	471	276	675
28	03/25/26	130	72	124	132	113	369	585	10969	84	130.58	- 130.86	= -0.28	208	471	276	675
29	04/01/26	130	72	138	161	150	449	665	11418	87	131.24	- 130.58	= 0.66	208	471	276	675

<u><100</u>	<u>100's</u>	<u>125's</u>	<u>150's</u>	<u>175's</u>	<u>200's</u>	<u>225's</u>	<u>250's</u>	<u>275's</u>	<u>300's</u>
5	27	38	15	1	1				
<u><400</u>	<u>400's</u>	<u>450's</u>	<u>500's</u>	<u>550's</u>	<u>600's</u>	<u>650's</u>	<u>700's</u>	<u>750's</u>	<u>800's</u>
17	11	1							

Avg of Game 1	Avg of Game 2	Avg of Game 3
133.00	129.90	130.83

High game of 208 on week 3 High series of 471 on week 3 High average of 146.08 after bowling week 4
 Low game of 91 on week 25 Low series of 310 on week 13 Low average of 130.41 after bowling week 26

High Scores by Game
 Game #1: 176 on week 17 Game #2: 166 on week 11 Game #3: 208 on week 3



Note: This report includes information through April 1 which is Week 29 of 33

Vacant's Bowling Record - Team 10: Great Balls of Fire

Week No.	Bowling Date	Old Avg	Old HDCP	Old			Total	HDCP Total	Pins	Gms	---Average Change---			High Game	High Sers	HDCP Game	HDCP Sers	
				-1-	-2-	-3-					New	Old	---> +/-					
1	09/03/25	140	64	a140	a140	a140	420	612	0	0	-	0.00	=	0.00	0	0		
2	09/10/25	140	64	a140	a140	a140	420	612	0	0	-	0.00	=	0.00	0	0		
3	09/17/25	140	64	v140	v140	v140	420	612	0	0	-	0.00	=	0.00	0	0		
4	09/24/25	140	64	v140	v140	v140	420	612	0	0	-	0.00	=	0.00	0	0		
5	10/01/25	140	64	v140	v140	v140	420	612	0	0	-	0.00	=	0.00	0	0		
6	10/08/25	140	64	v140	v140	v140	420	612	0	0	-	0.00	=	0.00	0	0		
7	10/15/25	140	64	v140	v140	v140	420	612	0	0	-	0.00	=	0.00	0	0		
8	10/22/25	140	64	v140	v140	v140	420	612	0	0	-	0.00	=	0.00	0	0		
9	10/29/25	140	64	v140	v140	v140	420	612	0	0	-	0.00	=	0.00	0	0		
10	11/05/25	140	64	v140	v140	v140	420	612	0	0	-	0.00	=	0.00	0	0		
11	11/12/25	140	64	v140	v140	v140	420	612	0	0	-	0.00	=	0.00	0	0		
12	11/19/25	140	64	v140	v140	v140	420	612	0	0	-	0.00	=	0.00	0	0		
13	11/26/25	140	64	v140	v140	v140	420	612	0	0	-	0.00	=	0.00	0	0		
14	12/03/25	140	0				0	0	0	0	-	0.00	=	0.00	0	0		
15	12/10/25	140	64	v140	v140	v140	420	612	0	0	-	0.00	=	0.00	0	0		
16	12/17/25	140	64	v140	v140	v140	420	612	0	0	-	0.00	=	0.00	0	0		

End of 1st split

17	01/07/26	140	64	v140	v140	v140	420	612	0	0	-	0.00	=	0.00	0	0		
18	01/14/26	140	64	v140	v140	v140	420	612	0	0	-	0.00	=	0.00	0	0		
19	01/21/26	140	64	v140	v140	v140	420	612	0	0	-	0.00	=	0.00	0	0		
20	01/28/26	140	0				0	0	0	0	-	0.00	=	0.00	0	0		
21	02/04/26	140	0				0	0	0	0	-	0.00	=	0.00	0	0		
22	02/11/26	140	0				0	0	0	0	-	0.00	=	0.00	0	0		
23	02/18/26	140	64	v140	v140	v140	420	612	0	0	-	0.00	=	0.00	0	0		
24	02/25/26	140	64	v140	v140	v140	420	612	0	0	-	0.00	=	0.00	0	0		
25	03/04/26	140	64	v140	v140	v140	420	612	0	0	-	0.00	=	0.00	0	0		
26	03/11/26	140	64	v140	v140	v140	420	612	0	0	-	0.00	=	0.00	0	0		
27	03/18/26	140	64	v140	v140	v140	420	612	0	0	-	0.00	=	0.00	0	0		
28	03/25/26	140	64	v140	v140	v140	420	612	0	0	-	0.00	=	0.00	0	0		
29	04/01/26	140	64	v140	v140	v140	420	612	0	0	-	0.00	=	0.00	0	0		

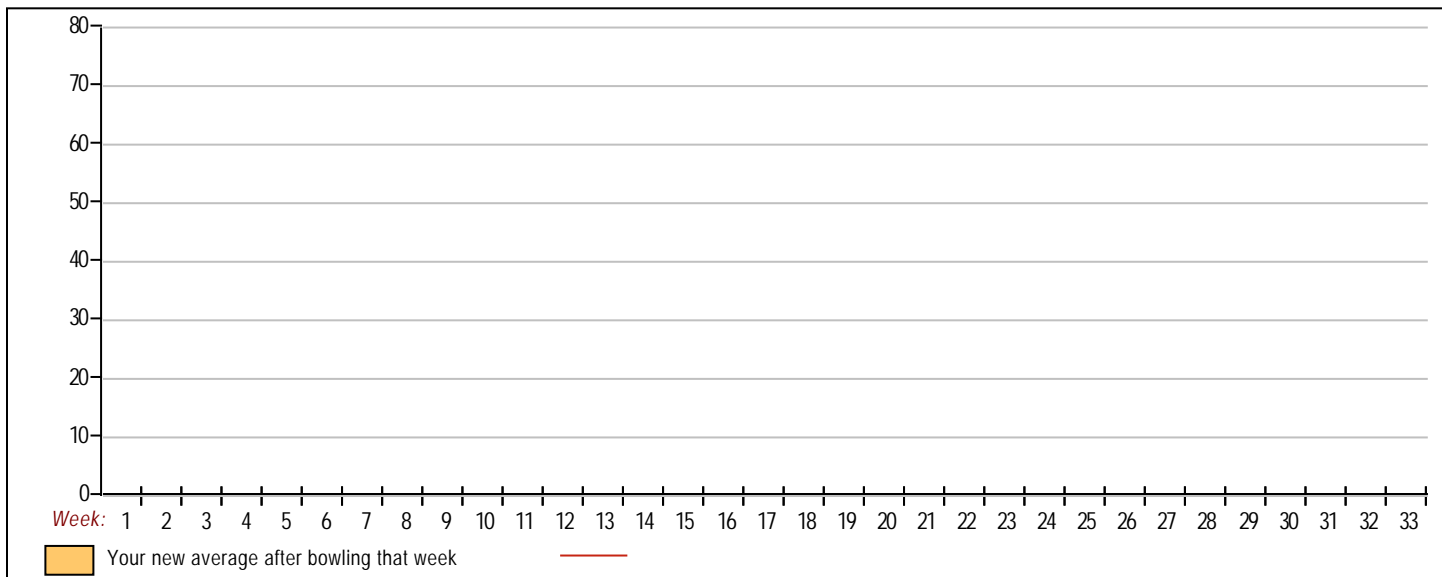
<100 100's 125's 150's 175's 200's 225's 250's 275's 300's

<400 400's 450's 500's 550's 600's 650's 700's 750's 800's

Avg of Game 1 Avg of Game 2 Avg of Game 3

High game of 0 on week 0 High series of 0 on week 0 High average of 0.00 after bowling week 29
 Low game of 0 on week 0 Low series of 0 on week 0 Low average of 0.00 after bowling week 29

High Scores by Game
 Game #1: 0 on week 0 Game #2: 0 on week 0 Game #3: 0 on week 0



Note: This report includes information through April 1 which is Week 29 of 33

Brian Franzoia's Bowling Record - Team 10: Great Balls of Fire

Week No.	Bowling Date	Old Avg	Old HDCP	-1-	-2-	-3-	Total	HDCP		---Average Change---			High Game	High Sers	HDCP Game	HDCP Sers			
								Total	Pins	Gms	New	Old					---> +/-		
1	09/03/25	bk139	0				0	0	0	0	-	0.00	=	0.00	0	0			
2	09/10/25	bk139	0				0	0	0	0	-	0.00	=	0.00	0	0			
3	09/17/25	bk139	0				0	0	0	0	-	0.00	=	0.00	0	0			
4	09/24/25	bk139	0				0	0	0	0	-	0.00	=	0.00	0	0			
5	10/01/25	bk139	0				0	0	0	0	-	0.00	=	0.00	0	0			
6	10/08/25	bk139	0				0	0	0	0	-	0.00	=	0.00	0	0			
7	10/15/25	bk139	0				0	0	0	0	-	0.00	=	0.00	0	0			
8	10/22/25	bk139	0				0	0	0	0	-	0.00	=	0.00	0	0			
9	10/29/25	bk139	0				0	0	0	0	-	0.00	=	0.00	0	0			
10	11/05/25	bk139	0				0	0	0	0	-	0.00	=	0.00	0	0			
11	11/12/25	bk139	0				0	0	0	0	-	0.00	=	0.00	0	0			
12	11/19/25	bk139	0				0	0	0	0	-	0.00	=	0.00	0	0			
13	11/26/25	bk139	0				0	0	0	0	-	0.00	=	0.00	0	0			
14	12/03/25	bk139	64	145	139	123	407	599	407	3	135.67	-	0.00	=	135.67	145	407	209	599
15	12/10/25	bk139	0				0	0	407	3	135.67	-	135.67	=	0.00	145	407	209	599
16	12/17/25	bk139	0				0	0	407	3	135.67	-	135.67	=	0.00	145	407	209	599

End of 1st split

17	01/07/26	bk139	0				0	0	407	3	135.67	-	135.67	=	0.00	145	407	209	599
18	01/14/26	bk139	0				0	0	407	3	135.67	-	135.67	=	0.00	145	407	209	599
19	01/21/26	bk139	0				0	0	407	3	135.67	-	135.67	=	0.00	145	407	209	599
20	01/28/26	bk139	0				0	0	407	3	135.67	-	135.67	=	0.00	145	407	209	599
21	02/04/26	bk139	64	122	155	145	422	614	829	6	138.17	-	135.67	=	2.50	155	422	219	614
22	02/11/26	bk139	64	102	80	112	294	486	1123	9	124.78	-	138.17	=	-13.39	155	422	219	614
23	02/18/26	129	0				0	0	1123	9	124.78	-	124.78	=	0.00	155	422	219	614
24	02/25/26	129	0				0	0	1123	9	124.78	-	124.78	=	0.00	155	422	219	614
25	03/04/26	129	0				0	0	1123	9	124.78	-	124.78	=	0.00	155	422	219	614
26	03/11/26	129	0				0	0	1123	9	124.78	-	124.78	=	0.00	155	422	219	614
27	03/18/26	129	0				0	0	1123	9	124.78	-	124.78	=	0.00	155	422	219	614
28	03/25/26	129	0				0	0	1123	9	124.78	-	124.78	=	0.00	155	422	219	614
29	04/01/26	129	72				0	0	1123	9	124.78	-	124.78	=	0.00	155	422	219	614

<u><100</u>	<u>100's</u>	<u>125's</u>	<u>150's</u>	<u>175's</u>	<u>200's</u>	<u>225's</u>	<u>250's</u>	<u>275's</u>	<u>300's</u>
1	4	3	1						
<u><400</u>	<u>400's</u>	<u>450's</u>	<u>500's</u>	<u>550's</u>	<u>600's</u>	<u>650's</u>	<u>700's</u>	<u>750's</u>	<u>800's</u>
1	2								

Avg of Game 1 **Avg of Game 2** **Avg of Game 3**
 123.00 124.67 126.67

High game of 155 on week 21 High series of 422 on week 21 High average of 138.17 after bowling week 21
 Low game of 80 on week 22 Low series of 294 on week 22 Low average of 124.78 after bowling week 22

High Scores by Game
 Game #1: 145 on week 14 Game #2: 155 on week 21 Game #3: 145 on week 21

