

Note: This report includes information through April 28 which is Week 32 of 32

David Nguyen's Bowling Record - Team 6: Just Bowling #4

Week No.	Bowling Date	Old Avg	Old HDCP	-			Total	HDCP Total	Pins	Gms	---Average Change---			High Game	High Sers	HDCP Game	HDCP Sers		
				-1-	-2-	-3-					New	Old	---> +/-						
1	09/02/25	bk227	0	248	211	213	672	672	672	3	224.00	-	0.00	=	224.00	248	672	248	672
2	09/09/25	bk227	0	245	183	206	634	634	1306	6	217.67	-	224.00	=	-6.33	248	672	248	672
3	09/16/25	bk227	0	254	206	249	709	709	2015	9	223.89	-	217.67	=	6.22	254	709	254	709
4	09/23/25	223	0	200	190	217	607	607	2622	12	218.50	-	223.89	=	-5.39	254	709	254	709
5	09/30/25	218	0				0	0	2622	12	218.50	-	218.50	=	0.00	254	709	254	709
6	10/14/25	218	0				0	0	2622	12	218.50	-	218.50	=	0.00	254	709	254	709
7	10/21/25	218	1	223	245	193	661	664	3283	15	218.87	-	218.50	=	0.37	254	709	254	709
8	10/28/25	218	0				0	0	3283	15	218.87	-	218.87	=	0.00	254	709	254	709
9	11/04/25	218	1	178	179	227	584	587	3867	18	214.83	-	218.87	=	-4.03	254	709	254	709
10	11/11/25	217	2	223	195	148	566	572	4433	21	211.10	-	214.83	=	-3.74	254	709	254	709
11	11/18/25	217	0				0	0	4433	21	211.10	-	211.10	=	0.00	254	709	254	709
12	11/25/25	217	0				0	0	4433	21	211.10	-	211.10	=	0.00	254	709	254	709
13	12/02/25	217	0				0	0	4433	21	211.10	-	211.10	=	0.00	254	709	254	709
14	12/09/25	217	2	205	222	205	632	638	5065	24	211.04	-	211.10	=	-0.05	254	709	254	709
15	12/16/25	217	2	190	258	237	685	691	5750	27	212.96	-	211.04	=	1.92	258	709	260	709
16	01/06/26	217	2	223	191	214	628	634	6378	30	212.60	-	212.96	=	-0.36	258	709	260	709

End of 1st split

17	01/13/26	217	2	235	173	183	591	597	6969	33	211.18	-	212.60	=	-1.42	258	709	260	709
18	01/20/26	217	0				0	0	6969	33	211.18	-	211.18	=	0.00	258	709	260	709
19	01/27/26	217	2	233	226	191	650	656	7619	36	211.64	-	211.18	=	0.46	258	709	260	709
20	02/03/26	217	2	233	256	194	683	689	8302	39	212.87	-	211.64	=	1.23	258	709	260	709
21	02/10/26	217	2	246	257	226	729	735	9031	42	215.02	-	212.87	=	2.15	258	729	260	735
22	02/17/26	217	2	217	238	256	711	717	9742	45	216.49	-	215.02	=	1.47	258	729	260	735
23	02/24/26	217	2	211	243	221	675	681	10417	48	217.02	-	216.49	=	0.53	258	729	260	735
24	03/03/26	217	2	212	202	247	661	667	11078	51	217.22	-	217.02	=	0.19	258	729	260	735
25	03/10/26	217	2	191	227	193	611	617	11689	54	216.46	-	217.22	=	-0.75	258	729	260	735
26	03/17/26	217	0				0	0	11689	54	216.46	-	216.46	=	0.00	258	729	260	735
27	03/24/26	217	0				0	0	11689	54	216.46	-	216.46	=	0.00	258	729	260	735
28	03/31/26	217	0				0	0	11689	54	216.46	-	216.46	=	0.00	258	729	260	735
29	04/07/26	217	2	174	234	195	603	609	12292	57	215.65	-	216.46	=	-0.81	258	729	260	735
30	04/14/26	217	0				0	0	12292	57	215.65	-	215.65	=	0.00	258	729	260	735
31	04/21/26	217	2	220	225	216	661	667	12953	60	215.88	-	215.65	=	0.23	258	729	260	735
32	04/28/26	217	2	181	193	223	597	603	13550	63	215.08	-	215.88	=	-0.80	258	729	260	735

End of 2nd split

<u><100</u>	<u>100's</u>	<u>125's</u>	<u>150's</u>	<u>175's</u>	<u>200's</u>	<u>225's</u>	<u>250's</u>	<u>275's</u>	<u>300's</u>
		1	2	16	21	18	5		
<u><400</u>	<u>400's</u>	<u>450's</u>	<u>500's</u>	<u>550's</u>	<u>600's</u>	<u>650's</u>	<u>700's</u>	<u>750's</u>	<u>800's</u>
				4	6	8	3		

<u>Avg of Game 1</u>	<u>Avg of Game 2</u>	<u>Avg of Game 3</u>
216.29	216.86	212.10

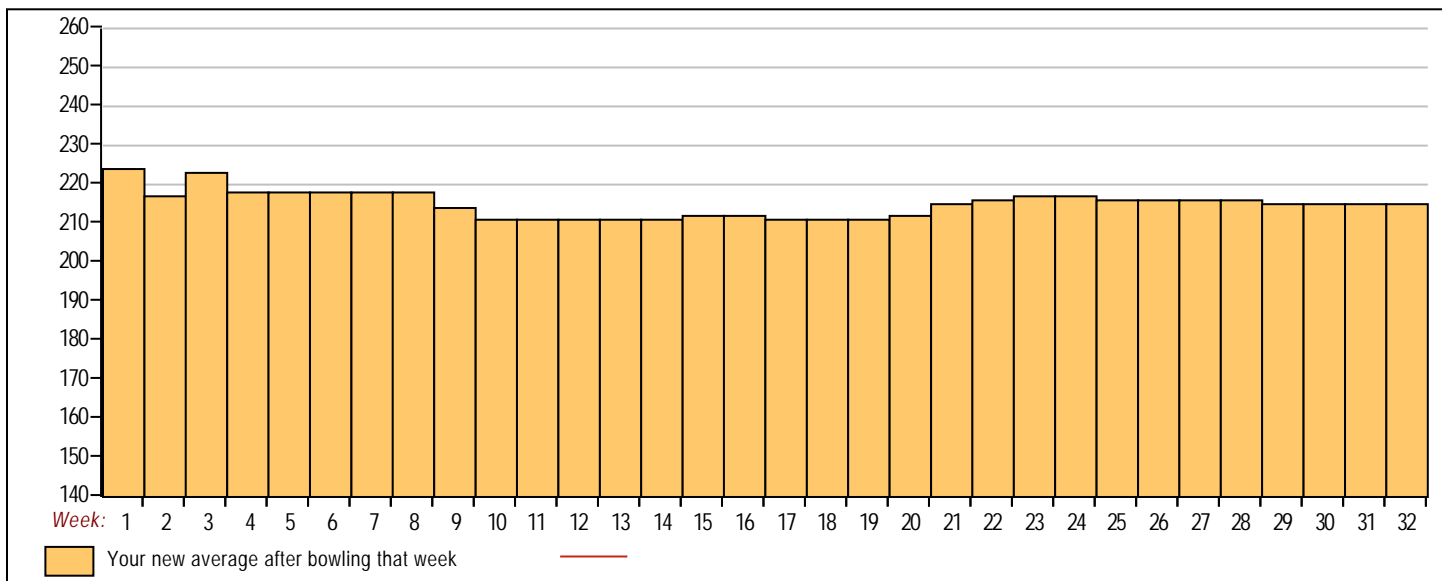
High game of 258 on week 15
Low game of 148 on week 10

High series of 729 on week 21
Low series of 566 on week 10

High average of 224.00 after bowling week 1
Low average of 211.04 after bowling week 14

High Scores by Game

Game #1: 254 on week 3 Game #2: 258 on week 15 Game #3: 256 on week 22



Note: This report includes information through April 28 which is Week 32 of 32

Valery Truong's Bowling Record - Team 6: Just Bowling #4

Week No.	Bowling Date	Old Avg	Old HDCP	-			Total	HDCP Total	Pins	Gms	---Average Change---			High Game	High Sers	HDCP Game	HDCP Sers		
				-1-	-2-	-3-					New	Old	---> +/-						
1	09/02/25	bk165	0				0	0	0	0	-	0.00	=	0.00	0	0			
2	09/09/25	bk165	44	189	222	147	558	690	558	3	186.00	-	0.00	=	186.00	222	558	266	690
3	09/16/25	bk165	44	169	212	183	564	696	1122	6	187.00	-	186.00	=	1.00	222	564	266	696
4	09/23/25	bk165	44	176	151	180	507	639	1629	9	181.00	-	187.00	=	-6.00	222	564	266	696
5	09/30/25	181	0				0	0	1629	9	181.00	-	181.00	=	0.00	222	564	266	696
6	10/14/25	181	31	166	157	160	483	576	2112	12	176.00	-	181.00	=	-5.00	222	564	266	696
7	10/21/25	176	35	165	159	173	497	602	2609	15	173.93	-	176.00	=	-2.07	222	564	266	696
8	10/28/25	173	37	163	185	204	552	663	3161	18	175.61	-	173.93	=	1.68	222	564	266	696
9	11/04/25	175	36	160	157	159	476	584	3637	21	173.19	-	175.61	=	-2.42	222	564	266	696
10	11/11/25	173	37	182	212	166	560	671	4197	24	174.88	-	173.19	=	1.68	222	564	266	696
11	11/18/25	174	36	124	180	200	504	612	4701	27	174.11	-	174.88	=	-0.76	222	564	266	696
12	11/25/25	174	36	a174	a174	a174	522	630	4701	27	174.11	-	174.11	=	0.00	222	564	266	696
13	12/02/25	174	36	157	170	137	464	572	5165	30	172.17	-	174.11	=	-1.94	222	564	266	696
14	12/09/25	172	38	155	187	174	516	630	5681	33	172.15	-	172.17	=	-0.02	222	564	266	696
15	12/16/25	172	38	186	188	133	507	621	6188	36	171.89	-	172.15	=	-0.26	222	564	266	696
16	01/06/26	171	39	181	150	245	576	693	6764	39	173.44	-	171.89	=	1.55	245	576	284	696

End of 1st split

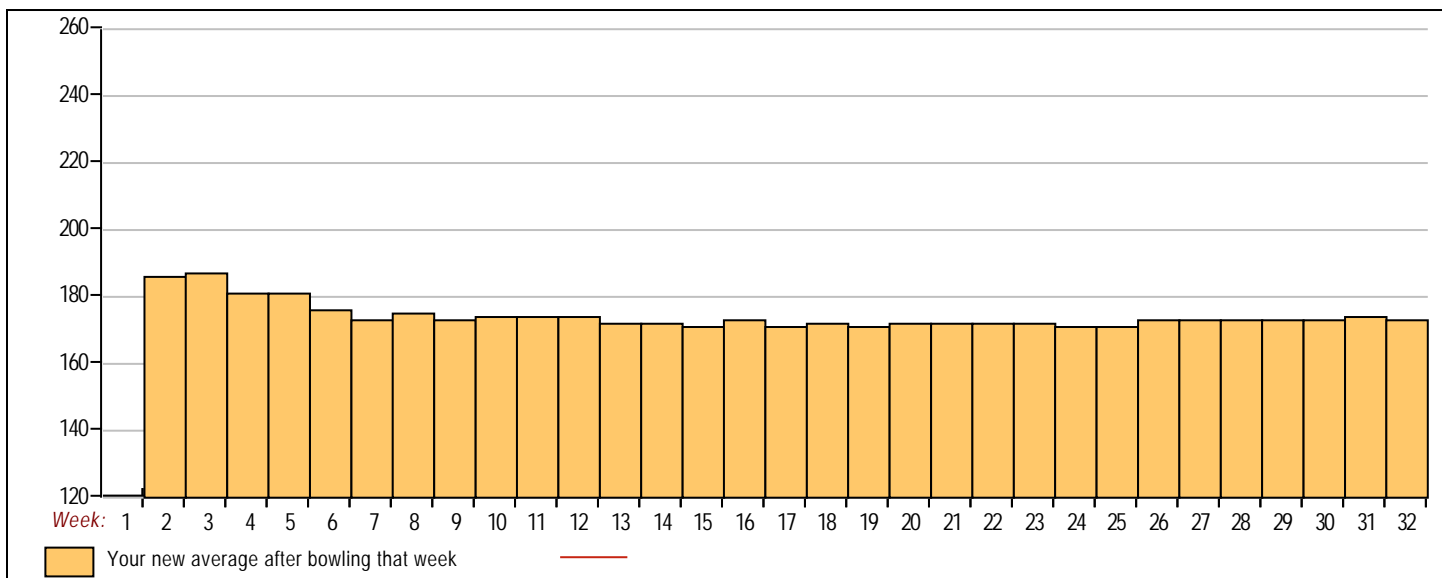
17	01/13/26	173	37	134	173	144	451	562	7215	42	171.79	-	173.44	=	-1.65	245	576	284	696
18	01/20/26	171	39	141	236	168	545	662	7760	45	172.44	-	171.79	=	0.66	245	576	284	696
19	01/27/26	172	38	202	130	141	473	587	8233	48	171.52	-	172.44	=	-0.92	245	576	284	696
20	02/03/26	171	39	208	187	156	551	668	8784	51	172.24	-	171.52	=	0.71	245	576	284	696
21	02/10/26	172	38	206	158	158	522	636	9306	54	172.33	-	172.24	=	0.10	245	576	284	696
----- Week 22 was bowled after week 23 -----																			
22	02/17/26	172	38	158	160	205	523	637	9829	57	172.33	-	0.00	=	172.33	245	576	284	696
Scores were bowled after week 23 for weeks: 22																			
23	02/24/26	172	38	135	210	199	544	658	10373	60	172.88	-	172.33	=	0.55	245	576	284	696
24	03/03/26	172	38	154	140	161	455	569	10828	63	171.87	-	172.88	=	-1.01	245	576	284	696
25	03/10/26	171	39	a171	a171	a171	513	630	10828	63	171.87	-	171.87	=	0.00	245	576	284	696
26	03/17/26	171	39	177	214	219	610	727	11438	66	173.30	-	171.87	=	1.43	245	610	284	727
27	03/24/26	173	37	a173	a173	a173	519	630	11438	66	173.30	-	173.30	=	0.00	245	610	284	727
28	03/31/26	173	37	198	185	158	541	652	11979	69	173.61	-	173.30	=	0.31	245	610	284	727
29	04/07/26	173	0				0	0	11979	69	173.61	-	173.61	=	0.00	245	610	284	727
30	04/14/26	173	37	a173	a173	a173	519	630	11979	69	173.61	-	173.61	=	0.00	245	610	284	727
31	04/21/26	173	37	160	192	204	556	667	12535	72	174.10	-	173.61	=	0.49	245	610	284	727
32	04/28/26	174	36	157	178	165	500	608	13035	75	173.80	-	174.10	=	-0.30	245	610	284	727

End of 2nd split

<100	100's	125's	150's	175's	200's	225's	250's	275's	300's
	1	10	31	18	13	2			
<400	400's	450's	500's	550's	600's	650's	700's	750's	800's
		7	10	7	1				
Avg of Game 1			Avg of Game 2			Avg of Game 3			
168.12			179.72			173.56			

High game of 245 on week 16 High series of 610 on week 26 High average of 187.00 after bowling week 3
 Low game of 124 on week 11 Low series of 451 on week 17 Low average of 171.52 after bowling week 19

High Scores by Game
 Game #1: 208 on week 20 Game #2: 236 on week 18 Game #3: 245 on week 16



Note: This report includes information through April 28 which is Week 32 of 32

David Hy's Bowling Record - Team 6: Just Bowling #4

Week No.	Bowling Date	Old Avg	Old HDCP	-			Total	HDCP Total	Pins	Gms	---Average Change---			High Game	High Sers	HDCP Game	HDCP Sers
				-1-	-2-	-3-					New	Old	---> +/-				
1	09/02/25	bk203	13	179	197	156	532	571	532	3	177.33	- 0.00	= 177.33	197	532	210	571
2	09/09/25	bk203	13	158	161	183	502	541	1034	6	172.33	- 177.33	= -5.00	197	532	210	571
3	09/16/25	bk203	13	182	213	153	548	587	1582	9	175.78	- 172.33	= 3.44	213	548	226	587
4	09/23/25	193	21	210	209	205	624	687	2206	12	183.83	- 175.78	= 8.06	213	624	231	687
5	09/30/25	193	21	190	202	176	568	631	2774	15	184.93	- 183.83	= 1.10	213	624	231	687
6	10/14/25	193	21	a193	a193	a193	579	642	2774	15	184.93	- 184.93	= 0.00	213	624	231	687
7	10/21/25	193	0				0	0	2774	15	184.93	- 184.93	= 0.00	213	624	231	687
8	10/28/25	193	0				0	0	2774	15	184.93	- 184.93	= 0.00	213	624	231	687
9	11/04/25	193	21	152	213	181	546	609	3320	18	184.44	- 184.93	= -0.49	213	624	234	687
10	11/11/25	193	21	190	230	254	674	737	3994	21	190.19	- 184.44	= 5.75	254	674	275	737
11	11/18/25	193	21	167	143	243	553	616	4547	24	189.46	- 190.19	= -0.73	254	674	275	737
12	11/25/25	193	21	160	211	190	561	624	5108	27	189.19	- 189.46	= -0.27	254	674	275	737
13	12/02/25	193	21	158	195	214	567	630	5675	30	189.17	- 189.19	= -0.02	254	674	275	737
14	12/09/25	193	21	170	174	178	522	585	6197	33	187.79	- 189.17	= -1.38	254	674	275	737
15	12/16/25	193	21	224	223	209	656	719	6853	36	190.36	- 187.79	= 2.57	254	674	275	737
16	01/06/26	193	21	212	149	167	528	591	7381	39	189.26	- 190.36	= -1.10	254	674	275	737

End of 1st split

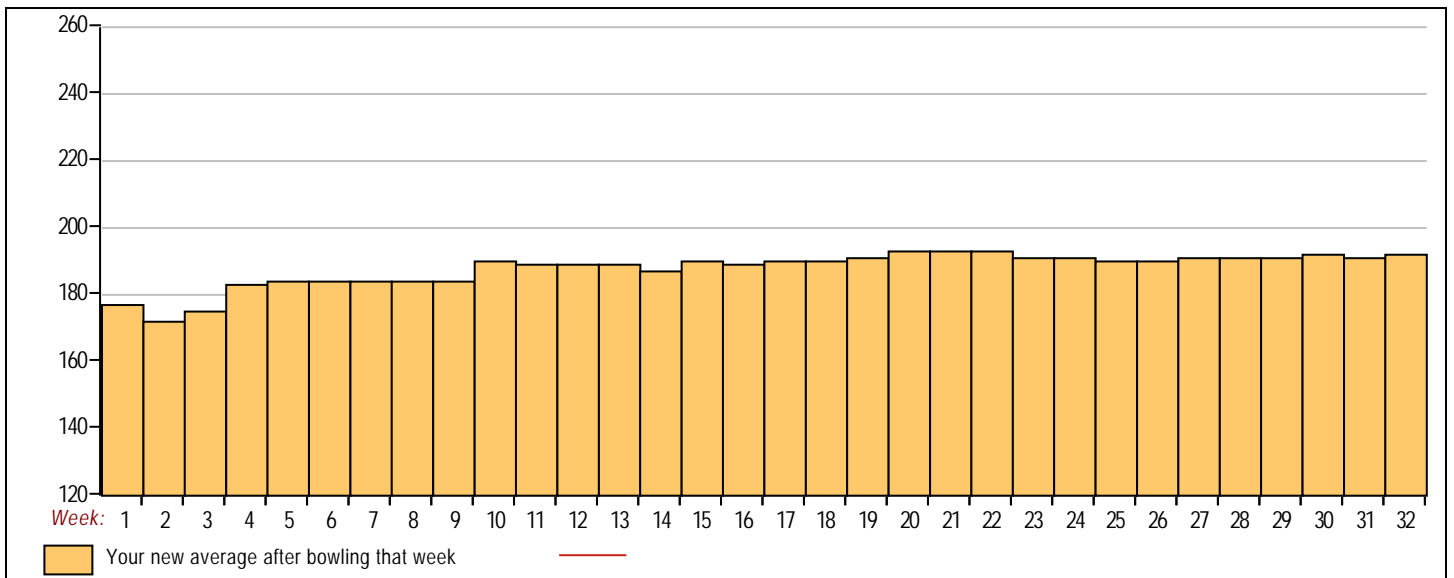
17	01/13/26	193	21	216	211	181	608	671	7989	42	190.21	- 189.26	= 0.96	254	674	275	737
18	01/20/26	193	21	211	191	188	590	653	8579	45	190.64	- 190.21	= 0.43	254	674	275	737
19	01/27/26	193	21	236	159	212	607	670	9186	48	191.38	- 190.64	= 0.73	254	674	275	737
20	02/03/26	193	21	193	243	234	670	733	9856	51	193.25	- 191.38	= 1.88	254	674	275	737
21	02/10/26	193	0				0	0	9856	51	193.25	- 193.25	= 0.00	254	674	275	737
----- Week 22 was bowled after week 23 -----																	
22	02/17/26	193	21	157	191	194	542	605	10398	54	193.25	- 0.00	= 193.25	254	674	275	737
Scores were bowled after week 23 for weeks: 22																	
23	02/24/26	193	21	184	203	134	521	584	10919	57	191.56	- 193.25	= -1.69	254	674	275	737
24	03/03/26	193	21	164	173	222	559	622	11478	60	191.30	- 191.56	= -0.26	254	674	275	737
25	03/10/26	193	21	201	202	148	551	614	12029	63	190.94	- 191.30	= -0.36	254	674	275	737
26	03/17/26	193	21	a193	a193	a193	579	642	12029	63	190.94	- 190.94	= 0.00	254	674	275	737
27	03/24/26	193	21	227	223	183	633	696	12662	66	191.85	- 190.94	= 0.91	254	674	275	737
28	03/31/26	193	21	209	156	212	577	640	13239	69	191.87	- 191.85	= 0.02	254	674	275	737
29	04/07/26	193	21	a193	a193	a193	579	642	13239	69	191.87	- 191.87	= 0.00	254	674	275	737
30	04/14/26	193	21	225	176	190	591	654	13830	72	192.08	- 191.87	= 0.21	254	674	275	737
31	04/21/26	193	21	172	172	212	556	619	14386	75	191.81	- 192.08	= -0.27	254	674	275	737
32	04/28/26	193	21	184	181	245	610	673	14996	78	192.26	- 191.81	= 0.44	254	674	275	737

End of 2nd split

<u><100</u>	<u>100's</u>	<u>125's</u>	<u>150's</u>	<u>175's</u>	<u>200's</u>	<u>225's</u>	<u>250's</u>	<u>275's</u>	<u>300's</u>
		4	18	23	24	8	1		
<u><400</u>	<u>400's</u>	<u>450's</u>	<u>500's</u>	<u>550's</u>	<u>600's</u>	<u>650's</u>	<u>700's</u>	<u>750's</u>	<u>800's</u>
			8	10	5	3			
<u>Avg of Game 1</u>			<u>Avg of Game 2</u>			<u>Avg of Game 3</u>			
189.65			192.35			194.77			

High game of 254 on week 10 High series of 674 on week 10 High average of 193.25 after bowling week 20
 Low game of 134 on week 23 Low series of 502 on week 2 Low average of 172.33 after bowling week 2

High Scores by Game
 Game #1: 236 on week 19 Game #2: 243 on week 20 Game #3: 254 on week 10



Note: This report includes information through April 28 which is Week 32 of 32

Phu Hy's Bowling Record - Team 6: Just Bowling #4

Week No.	Bowling Date	Old Avg	Old HDCP	Old			Total	HDCP Total	Pins	Gms	---Average Change---			High Game	High Sers	HDCP Game	HDCP Sers
				-1-	-2-	-3-					New - Old	---> +/-					
1	09/02/25	bk195	20	245	179	226	650	710	650	3	216.67	- 0.00	= 216.67	245	650	265	710
2	09/09/25	bk195	20	225	158	214	597	657	1247	6	207.83	- 216.67	= -8.83	245	650	265	710
3	09/16/25	bk195	20	198	168	168	534	594	1781	9	197.89	- 207.83	= -9.94	245	650	265	710
4	09/23/25	197	18	179	224	192	595	649	2376	12	198.00	- 197.89	= 0.11	245	650	265	710
5	09/30/25	198	17	176	206	159	541	592	2917	15	194.47	- 198.00	= -3.53	245	650	265	710
6	10/14/25	194	20	150	175	173	498	558	3415	18	189.72	- 194.47	= -4.74	245	650	265	710
7	10/21/25	189	24	187	131	164	482	554	3897	21	185.57	- 189.72	= -4.15	245	650	265	710
8	10/28/25	185	28	125	196	140	461	545	4358	24	181.58	- 185.57	= -3.99	245	650	265	710
9	11/04/25	185	28	198	211	175	584	668	4942	27	183.04	- 181.58	= 1.45	245	650	265	710
10	11/11/25	185	28	171	181	202	554	638	5496	30	183.20	- 183.04	= 0.16	245	650	265	710
11	11/18/25	185	28	167	193	198	558	642	6054	33	183.45	- 183.20	= 0.25	245	650	265	710
12	11/25/25	185	28	182	108	183	473	557	6527	36	181.31	- 183.45	= -2.15	245	650	265	710
13	12/02/25	185	28	156	215	170	541	625	7068	39	181.23	- 181.31	= -0.07	245	650	265	710
14	12/09/25	185	28	200	226	226	652	736	7720	42	183.81	- 181.23	= 2.58	245	652	265	736
15	12/16/25	185	28	209	236	224	669	753	8389	45	186.42	- 183.81	= 2.61	245	669	265	753
16	01/06/26	186	27	251	187	149	587	668	8976	48	187.00	- 186.42	= 0.58	251	669	278	753

End of 1st split

17	01/13/26	187	26	213	223	265	701	779	9677	51	189.75	- 187.00	= 2.75	265	701	291	779
18	01/20/26	189	24	193	252	215	660	732	10337	54	191.43	- 189.75	= 1.68	265	701	291	779
19	01/27/26	191	23	246	205	204	655	724	10992	57	192.84	- 191.43	= 1.42	265	701	291	779
20	02/03/26	192	22	201	189	185	575	641	11567	60	192.78	- 192.84	= -0.06	265	701	291	779
21	02/10/26	192	22	256	182	252	690	756	12257	63	194.56	- 192.78	= 1.77	265	701	291	779
----- Week 22 was bowled after week 23 -----																	
22	02/17/26	193	21	205	135	161	501	564	12758	66	194.56	- 0.00	= 194.56	265	701	291	779
Scores were bowled after week 23 for weeks: 22																	
23	02/24/26	194	20	195	146	175	516	576	13274	69	192.38	- 194.56	= -2.18	265	701	291	779
24	03/03/26	192	22	193	223	160	576	642	13850	72	192.36	- 192.38	= -0.02	265	701	291	779
25	03/10/26	192	0				0	0	13850	72	192.36	- 192.36	= 0.00	265	701	291	779
26	03/17/26	192	22	a192	a192	a192	576	642	13850	72	192.36	- 192.36	= 0.00	265	701	291	779
27	03/24/26	192	22	a192	a192	a192	576	642	13850	72	192.36	- 192.36	= 0.00	265	701	291	779
28	03/31/26	192	22	a192	a192	a192	576	642	13850	72	192.36	- 192.36	= 0.00	265	701	291	779
29	04/07/26	192	22	a192	a192	a192	576	642	13850	72	192.36	- 192.36	= 0.00	265	701	291	779
30	04/14/26	192	22	a192	a192	a192	576	642	13850	72	192.36	- 192.36	= 0.00	265	701	291	779
31	04/21/26	192	0				0	0	13850	72	192.36	- 192.36	= 0.00	265	701	291	779
32	04/28/26	192	22				0	0	13850	72	192.36	- 192.36	= 0.00	265	701	291	779

End of 2nd split

<100	100's	125's	150's	175's	200's	225's	250's	275's	300's
	1	6	13	23	17	7	5		
<400	400's	450's	500's	550's	600's	650's	700's	750's	800's
		4	5	8		6	1		
Avg of Game 1			Avg of Game 2			Avg of Game 3			
196.71			189.54			190.83			

High game of 265 on week 17 High series of 701 on week 17 High average of 216.67 after bowling week 1
 Low game of 108 on week 12 Low series of 461 on week 8 Low average of 181.23 after bowling week 13

High Scores by Game
 Game #1: 256 on week 21 Game #2: 252 on week 18 Game #3: 265 on week 17

