

Note: This report includes information through April 14 which is Week 30 of 32

**Joe Chan's Bowling Record - Team 39: Mot Hai Ba Yo**

Week No.	Bowling Date	Old Avg	Old HDCP	-1- -2- -3-			Total	HDCP Total	Pins	Gms	---Average Change---			High Game	High Sers	HDCP Game	HDCP Sers
				-1-	-2-	-3-					New - Old	--->	+/-				
1	09/02/25	bk155	52	158	119	163	440	596	440	3	146.67	- 0.00	= 146.67	163	440	215	596
2	09/09/25	bk155	52	119	164	153	436	592	876	6	146.00	- 146.67	= -0.67	164	440	216	596
3	09/16/25	bk155	52	145	161	169	475	631	1351	9	150.11	- 146.00	= 4.11	169	475	221	631
4	09/23/25	150	56	152	152	157	461	629	1812	12	151.00	- 150.11	= 0.89	169	475	221	631
5	09/30/25	151	55	176	173	114	463	628	2275	15	151.67	- 151.00	= 0.67	176	475	231	631
6	10/14/25	151	55	223	147	170	540	705	2815	18	156.39	- 151.67	= 4.72	223	540	278	705
7	10/21/25	156	51	173	128	171	472	625	3287	21	156.52	- 156.39	= 0.13	223	540	278	705
8	10/28/25	156	51	193	141	160	494	647	3781	24	157.54	- 156.52	= 1.02	223	540	278	705
9	11/04/25	157	50	155	143	181	479	629	4260	27	157.78	- 157.54	= 0.24	223	540	278	705
10	11/11/25	157	50	175	187	134	496	646	4756	30	158.53	- 157.78	= 0.76	223	540	278	705
11	11/18/25	158	49	195	180	141	516	663	5272	33	159.76	- 158.53	= 1.22	223	540	278	705
12	11/25/25	159	48	205	145	143	493	637	5765	36	160.14	- 159.76	= 0.38	223	540	278	705
13	12/02/25	160	48	157	152	175	484	628	6249	39	160.23	- 160.14	= 0.09	223	540	278	705
14	12/09/25	160	48	190	189	158	537	681	6786	42	161.57	- 160.23	= 1.34	223	540	278	705
15	12/16/25	161	47	147	123	136	406	547	7192	45	159.82	- 161.57	= -1.75	223	540	278	705
16	01/06/26	159	48	145	168	156	469	613	7661	48	159.60	- 159.82	= -0.22	223	540	278	705

**End of 1st split**

17	01/13/26	159	48	146	173	192	511	655	8172	51	160.24	- 159.60	= 0.63	223	540	278	705
18	01/20/26	160	48	172	200	138	510	654	8682	54	160.78	- 160.24	= 0.54	223	540	278	705
19	01/27/26	160	48	182	153	169	504	648	9186	57	161.16	- 160.78	= 0.38	223	540	278	705
20	02/03/26	161	47	129	168	165	462	603	9648	60	160.80	- 161.16	= -0.36	223	540	278	705
21	02/10/26	160	48	141	185	143	469	613	10117	63	160.59	- 160.80	= -0.21	223	540	278	705
----- Week 22 was bowled after week 23 -----																	
22	02/17/26	161	47	154	177	148	479	620	10596	66	160.59	- 0.00	= 160.59	223	540	278	705
Scores were bowled after week 23 for weeks: 22																	
23	02/24/26	160	48	178	177	157	512	656	11108	69	160.99	- 160.59	= 0.40	223	540	278	705
24	03/03/26	160	48	202	170	178	550	694	11658	72	161.92	- 160.99	= 0.93	223	550	278	705
25	03/10/26	161	47	128	169	182	479	620	12137	75	161.83	- 161.92	= -0.09	223	550	278	705
26	03/17/26	161	47	162	164	191	517	658	12654	78	162.23	- 161.83	= 0.40	223	550	278	705
27	03/24/26	162	46	134	159	203	496	634	13150	81	162.35	- 162.23	= 0.11	223	550	278	705
28	03/31/26	162	46	177	159	187	523	661	13673	84	162.77	- 162.35	= 0.43	223	550	278	705
29	04/07/26	162	46	148	207	192	547	685	14220	87	163.45	- 162.77	= 0.67	223	550	278	705
30	04/14/26	163	45	138	225	194	557	692	14777	90	164.19	- 163.45	= 0.74	225	557	278	705

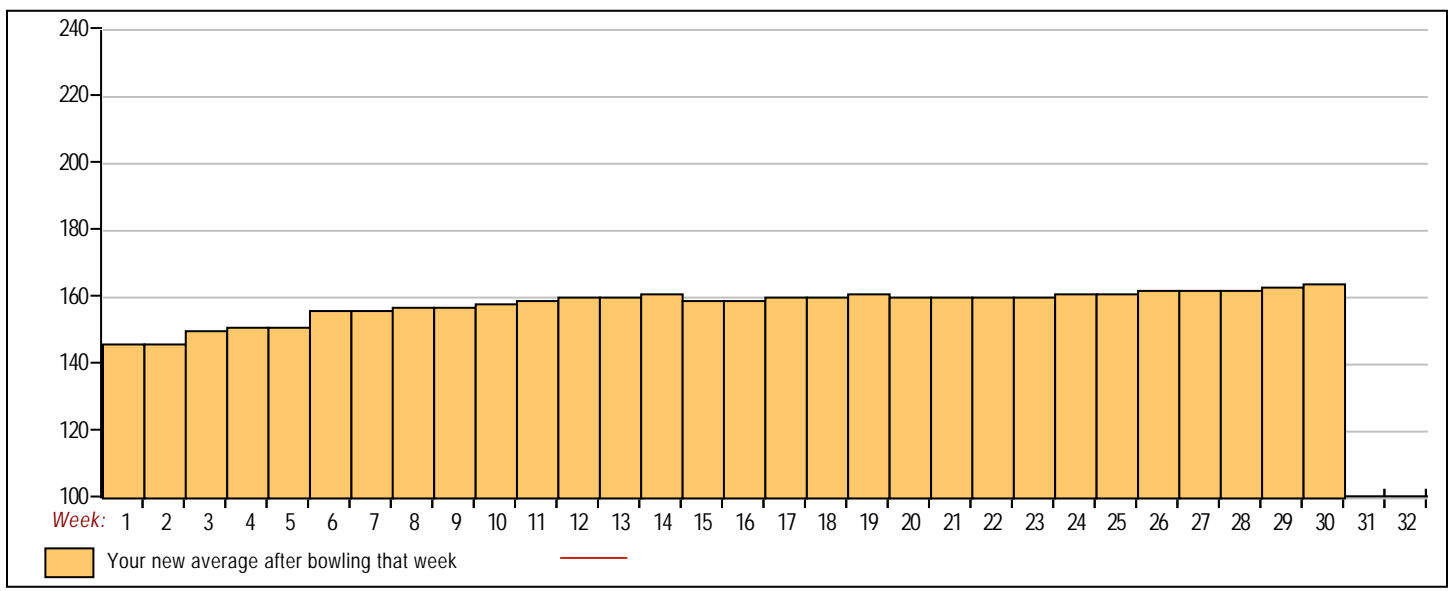


<100	100's	125's	150's	175's	200's	225's	250's	275's	300's
	4	22	34	23	6	1			
<400	400's	450's	500's	550's	600's	650's	700's	750's	800's
	3	15	10	2					

<b>Avg of Game 1</b>	<b>Avg of Game 2</b>	<b>Avg of Game 3</b>
163.30	165.27	164.00

High game of 225 on week 30      High series of 557 on week 30      High average of 164.19 after bowling week 30  
 Low game of 114 on week 5      Low series of 406 on week 15      Low average of 146.00 after bowling week 2

High Scores by Game  
 Game #1: 223 on week 6    Game #2: 225 on week 30    Game #3: 203 on week 27



Note: This report includes information through April 14 which is Week 30 of 32

**Delyn Chouk's Bowling Record - Team 39: Mot Hai Ba Yo**

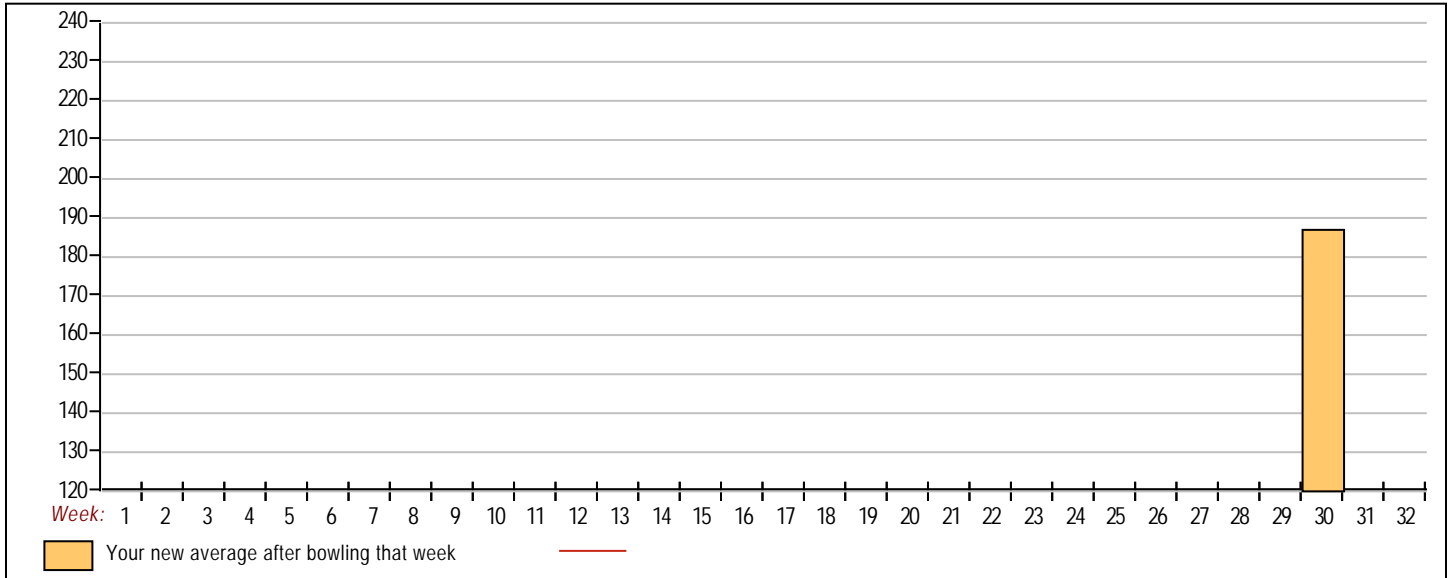
Week No.	Bowling Date	Old Avg	Old HDCP	-1-	-2-	-3-	Total	HDCP Total	Pins	Gms	---Average Change---			High Game	High Sers	HDCP Game	HDCP Sers		
											New	Old	Change +/-						
<b>End of 1st split</b>																			
17	01/13/26	bk200	0				0	0	0	0	-	0.00	=	0.00	0	0			
18	01/20/26	bk200	0				0	0	0	0	-	0.00	=	0.00	0	0			
19	01/27/26	bk200	0				0	0	0	0	-	0.00	=	0.00	0	0			
20	02/03/26	bk200	0				0	0	0	0	-	0.00	=	0.00	0	0			
21	02/10/26	bk200	0				0	0	0	0	-	0.00	=	0.00	0	0			
22	02/17/26	bk200	0				0	0	0	0	-	0.00	=	0.00	0	0			
23	02/24/26	bk200	0				0	0	0	0	-	0.00	=	0.00	0	0			
24	03/03/26	bk200	0				0	0	0	0	-	0.00	=	0.00	0	0			
25	03/10/26	bk200	0				0	0	0	0	-	0.00	=	0.00	0	0			
26	03/17/26	bk200	0				0	0	0	0	-	0.00	=	0.00	0	0			
27	03/24/26	bk200	0				0	0	0	0	-	0.00	=	0.00	0	0			
28	03/31/26	bk200	0				0	0	0	0	-	0.00	=	0.00	0	0			
29	04/07/26	bk200	0				0	0	0	0	-	0.00	=	0.00	0	0			
30	04/14/26	bk200	16	135	235	193	563	611	563	3	187.67	-	0.00	=	187.67	235	563	251	611

<100	100's	125's	150's	175's	200's	225's	250's	275's	300's
		1		1		1			
<400	400's	450's	500's	550's	600's	650's	700's	750's	800's
				1					

<b>Avg of Game 1</b>	<b>Avg of Game 2</b>	<b>Avg of Game 3</b>
135.00	235.00	193.00

High game of 235 on week 30      High series of 563 on week 30      High average of 187.67 after bowling week 30  
 Low game of 135 on week 30      Low series of 563 on week 30      Low average of 187.67 after bowling week 30

High Scores by Game  
 Game #1: 135 on week 30    Game #2: 235 on week 30    Game #3: 193 on week 30



Note: This report includes information through April 14 which is Week 30 of 32

**Tom Fong's Bowling Record - Team 39: Mot Hai Ba Yo**

Week No.	Bowling Date	Old Avg	Old HDCP	-			Total	HDCP Total	Pins	Gms	---Average Change---			High Game	High Sers	HDCP Game	HDCP Sers
				-1-	-2-	-3-					New - Old	--->	+/-				
1	09/02/25	bk171	39	170	197	145	512	629	512	3	170.67	- 0.00	= 170.67	197	512	236	629
2	09/09/25	bk171	39	146	163	175	484	601	996	6	166.00	- 170.67	= -4.67	197	512	236	629
3	09/16/25	bk171	39	176	173	159	508	625	1504	9	167.11	- 166.00	= 1.11	197	512	236	629
4	09/23/25	167	42	134	150	179	463	589	1967	12	163.92	- 167.11	= -3.19	197	512	236	629
5	09/30/25	163	45	137	191	145	473	608	2440	15	162.67	- 163.92	= -1.25	197	512	236	629
6	10/14/25	162	46	146	186	218	550	688	2990	18	166.11	- 162.67	= 3.44	218	550	264	688
7	10/21/25	166	43	193	165	170	528	657	3518	21	167.52	- 166.11	= 1.41	218	550	264	688
8	10/28/25	167	42	153	162	202	517	643	4035	24	168.13	- 167.52	= 0.60	218	550	264	688
9	11/04/25	168	41	205	177	137	519	642	4554	27	168.67	- 168.13	= 0.54	218	550	264	688
10	11/11/25	168	41	172	134	145	451	574	5005	30	166.83	- 168.67	= -1.83	218	550	264	688
11	11/18/25	166	43	128	157	108	393	522	5398	33	163.58	- 166.83	= -3.26	218	550	264	688
12	11/25/25	163	45	167	136	148	451	586	5849	36	162.47	- 163.58	= -1.10	218	550	264	688
13	12/02/25	162	46	150	200	194	544	682	6393	39	163.92	- 162.47	= 1.45	218	550	264	688
14	12/09/25	163	45	139	173	143	455	590	6848	42	163.05	- 163.92	= -0.88	218	550	264	688
15	12/16/25	163	45	137	182	153	472	607	7320	45	162.67	- 163.05	= -0.38	218	550	264	688
16	01/06/26	162	46	119	134	145	398	536	7718	48	160.79	- 162.67	= -1.87	218	550	264	688

**End of 1st split**

17	01/13/26	161	47	155	144	172	471	612	8189	51	160.57	- 160.79	= -0.22	218	550	264	688
18	01/20/26	161	47	208	177	257	642	783	8831	54	163.54	- 160.57	= 2.97	257	642	304	783
19	01/27/26	163	45	126	138	134	398	533	9229	57	161.91	- 163.54	= -1.62	257	642	304	783
20	02/03/26	161	47	170	177	208	555	696	9784	60	163.07	- 161.91	= 1.15	257	642	304	783
21	02/10/26	163	45	136	162	141	439	574	10223	63	162.27	- 163.07	= -0.80	257	642	304	783
----- Week 22 was bowled after week 23 -----																	
22	02/17/26	162	46	120	189	155	464	602	10687	66	162.27	- 0.00	= 162.27	257	642	304	783
Scores were bowled after week 23 for weeks: 22																	
23	02/24/26	162	46	181	145	148	474	612	11161	69	161.75	- 162.27	= -0.52	257	642	304	783
24	03/03/26	161	47	156	158	145	459	600	11620	72	161.39	- 161.75	= -0.36	257	642	304	783
25	03/10/26	161	47	146	153	172	471	612	12091	75	161.21	- 161.39	= -0.18	257	642	304	783
26	03/17/26	161	47	180	202	189	571	712	12662	78	162.33	- 161.21	= 1.12	257	642	304	783
27	03/24/26	162	46	197	201	198	596	734	13258	81	163.68	- 162.33	= 1.35	257	642	304	783
28	03/31/26	163	45	171	166	145	482	617	13740	84	163.57	- 163.68	= -0.11	257	642	304	783
29	04/07/26	163	45	a163	a163	a163	489	624	13740	84	163.57	- 163.57	= 0.00	257	642	304	783
30	04/14/26	163	45	222	178	123	523	658	14263	87	163.94	- 163.57	= 0.37	257	642	304	783

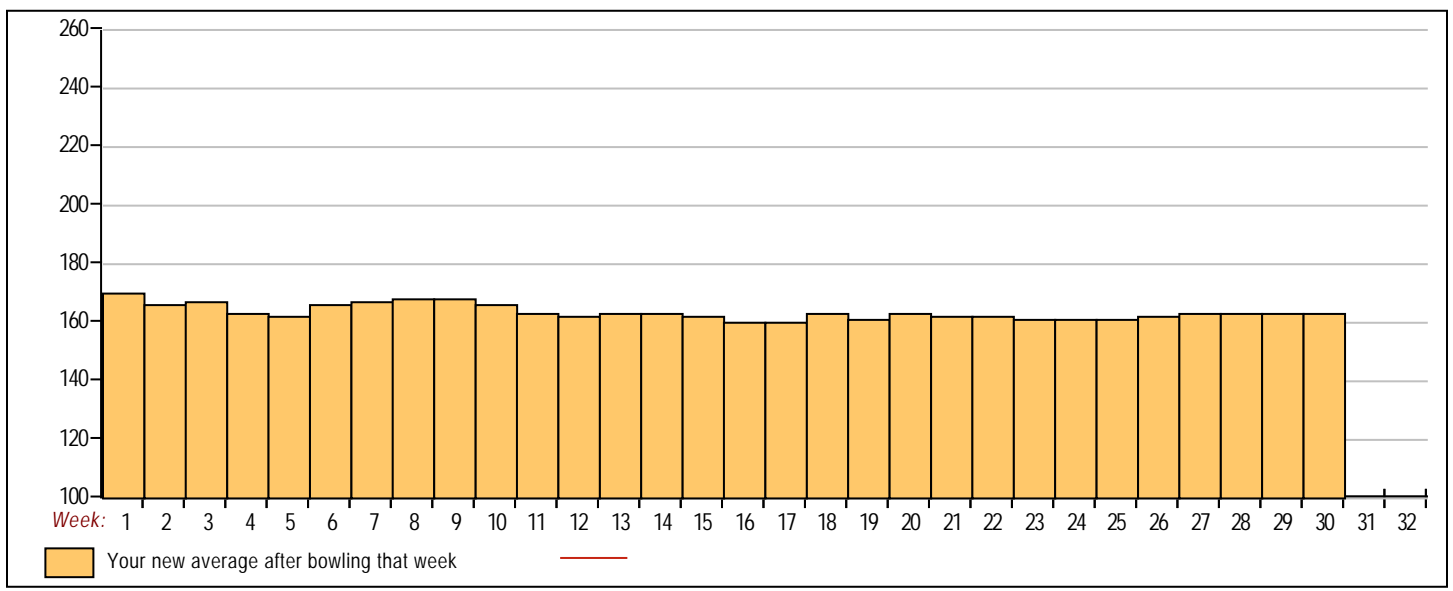


<100	100's	125's	150's	175's	200's	225's	250's	275's	300's
	4	28	26	19	9		1		
<400	400's	450's	500's	550's	600's	650's	700's	750's	800's
3	1	13	7	4	1				

<b>Avg of Game 1</b>	<b>Avg of Game 2</b>	<b>Avg of Game 3</b>
160.00	167.93	163.90

High game of 257 on week 18 High series of 642 on week 18 High average of 170.67 after bowling week 1  
 Low game of 108 on week 11 Low series of 393 on week 11 Low average of 160.57 after bowling week 17

High Scores by Game  
 Game #1: 222 on week 30 Game #2: 202 on week 26 Game #3: 257 on week 18



Note: This report includes information through April 14 which is Week 30 of 32

**Steven Nguyen's Bowling Record - Team 39: Mot Hai Ba Yo**

Week No.	Bowling Date	Old Avg	Old HDCP	HDCP			Total	Total	Pins	Gms	---Average Change---			High Game	High Sers	HDCP Game	HDCP Sers
				-1-	-2-	-3-					New - Old	---> +/-					
1	09/02/25	bk156	51	205	146	181	532	685	532	3	177.33	- 0.00	= 177.33	205	532	256	685
2	09/09/25	bk156	51	136	146	177	459	612	991	6	165.17	- 177.33	= -12.17	205	532	256	685
3	09/16/25	bk156	51	158	173	140	471	624	1462	9	162.44	- 165.17	= -2.72	205	532	256	685
4	09/23/25	162	46	175	157	156	488	626	1950	12	162.50	- 162.44	= 0.06	205	532	256	685
5	09/30/25	162	46	119	188	176	483	621	2433	15	162.20	- 162.50	= -0.30	205	532	256	685
6	10/14/25	162	46	199	136	166	501	639	2934	18	163.00	- 162.20	= 0.80	205	532	256	685
7	10/21/25	163	45	183	192	203	578	713	3512	21	167.24	- 163.00	= 4.24	205	578	256	713
8	10/28/25	167	42	184	151	179	514	640	4026	24	167.75	- 167.24	= 0.51	205	578	256	713
9	11/04/25	167	42	a167	a167	a167	501	627	4026	24	167.75	- 167.75	= 0.00	205	578	256	713
10	11/11/25	167	42	a167	a167	a167	501	627	4026	24	167.75	- 167.75	= 0.00	205	578	256	713
11	11/18/25	167	42	162	161	176	499	625	4525	27	167.59	- 167.75	= -0.16	205	578	256	713
12	11/25/25	167	42	156	190	179	525	651	5050	30	168.33	- 167.59	= 0.74	205	578	256	713
13	12/02/25	168	41	153	118	129	400	523	5450	33	165.15	- 168.33	= -3.18	205	578	256	713
14	12/09/25	165	44	157	146	176	479	611	5929	36	164.69	- 165.15	= -0.46	205	578	256	713
15	12/16/25	164	44	a164	a164	a164	492	624	5929	36	164.69	- 164.69	= 0.00	205	578	256	713
16	01/06/26	164	44	258	157	120	535	667	6464	39	165.74	- 164.69	= 1.05	258	578	302	713

**End of 1st split**

17	01/13/26	165	44	160	145	172	477	609	6941	42	165.26	- 165.74	= -0.48	258	578	302	713
18	01/20/26	165	44	a165	a165	a165	495	627	6941	42	165.26	- 165.26	= 0.00	258	578	302	713
19	01/27/26	165	44	147	150	146	443	575	7384	45	164.09	- 165.26	= -1.17	258	578	302	713
20	02/03/26	164	44	178	154	128	460	592	7844	48	163.42	- 164.09	= -0.67	258	578	302	713
21	02/10/26	163	45	166	115	171	452	587	8296	51	162.67	- 163.42	= -0.75	258	578	302	713
----- Week 22 was bowled after week 23 -----																	
22	02/17/26	163	45	144	135	133	412	547	8708	54	162.67	- 0.00	= 162.67	258	578	302	713
Scores were bowled after week 23 for weeks: 22																	
23	02/24/26	162	46	206	174	147	527	665	9235	57	162.02	- 162.67	= -0.65	258	578	302	713
24	03/03/26	162	46	127	144	154	425	563	9660	60	161.00	- 162.02	= -1.02	258	578	302	713
25	03/10/26	161	47	170	173	143	486	627	10146	63	161.05	- 161.00	= 0.05	258	578	302	713
26	03/17/26	161	47	147	167	151	465	606	10611	66	160.77	- 161.05	= -0.27	258	578	302	713
27	03/24/26	160	48	121	175	173	469	613	11080	69	160.58	- 160.77	= -0.19	258	578	302	713
28	03/31/26	160	48	189	130	158	477	621	11557	72	160.51	- 160.58	= -0.07	258	578	302	713
29	04/07/26	160	48	148	177	161	486	630	12043	75	160.57	- 160.51	= 0.06	258	578	302	713
30	04/14/26	160	48				0	0	12043	75	160.57	- 160.57	= 0.00	258	578	302	713



<100	100's	125's	150's	175's	200's	225's	250's	275's	300's
	5	21	27	18	3		1		
<400	400's	450's	500's	550's	600's	650's	700's	750's	800's
	4	14	6	1					

<b>Avg of Game 1</b>	<b>Avg of Game 2</b>	<b>Avg of Game 3</b>
165.92	156.00	159.80

High game of 258 on week 16      High series of 578 on week 7      High average of 177.33 after bowling week 1  
 Low game of 115 on week 21      Low series of 400 on week 13      Low average of 160.51 after bowling week 28

High Scores by Game  
 Game #1: 258 on week 16    Game #2: 192 on week 7    Game #3: 203 on week 7

