

Note: This report includes information through March 31 which is Week 28 of 32

Terence Pon's Bowling Record - Team 38: Tripod

Week No.	Bowling Date	Old Avg	Old HDCP	-1-	-2-	-3-	Total	HDCP Total	Pins	Gms	---Average Change---			High Game	High Sers	HDCP Game	HDCP Sers		
											New	Old	Change +/-						
1	09/02/25	bk143	0				0	0	0	0	-	0.00	=	0.00	0	0			
2	09/09/25	bk143	61	159	160	139	458	641	458	3	152.67	-	0.00	=	152.67	160	458	221	641
3	09/16/25	bk143	61	128	147	127	402	585	860	6	143.33	-	152.67	=	-9.33	160	458	221	641
4	09/23/25	bk143	0				0	0	860	6	143.33	-	143.33	=	0.00	160	458	221	641
5	09/30/25	bk143	61	135	158	114	407	590	1267	9	140.78	-	143.33	=	-2.56	160	458	221	641
----- Week 6 was bowled after week 8 -----																			
6	10/14/25	141	63	144	139	137	420	609	1687	12	140.78	-	0.00	=	140.78	160	458	221	641
----- Week 7 was bowled after week 9 -----																			
7	10/21/25	141	63	120	173	136	429	618	2116	15	140.78	-	0.00	=	140.78	173	458	234	641
Scores were bowled after week 8 for weeks: 6																			
8	10/28/25	140	64	145	141	145	431	623	2547	18	141.20	-	140.78	=	0.42	173	458	236	641
Scores were bowled after week 9 for weeks: 7																			
9	11/04/25	141	63	117	151	167	435	624	2982	21	142.00	-	141.20	=	0.80	173	458	236	641
----- Week 10 was bowled after week 11 -----																			
10	11/11/25	138	65	132	148	119	399	594	3381	24	142.00	-	0.00	=	142.00	173	458	236	641
Scores were bowled after week 11 for weeks: 10																			
11	11/18/25	142	62	115	128	108	351	537	3732	27	138.22	-	142.00	=	-3.78	173	458	236	641
12	11/25/25	138	0				0	0	3732	27	138.22	-	138.22	=	0.00	173	458	236	641
----- Week 13 was bowled after week 14 -----																			
13	12/02/25	140	64	149	206	120	475	667	4207	30	138.22	-	0.00	=	138.22	206	475	267	658
Scores were bowled after week 14 for weeks: 13																			
14	12/09/25	138	65	153	162	169	484	679	4691	33	142.15	-	138.22	=	3.93	206	484	270	679
15	12/16/25	142	62	126	184	143	453	639	5144	36	142.89	-	142.15	=	0.74	206	484	270	679
16	01/06/26	142	62	121	168	137	426	612	5570	39	142.82	-	142.89	=	-0.07	206	484	270	679

End of 1st split

17	01/13/26	142	0				0	0	5570	39	142.82	-	142.82	=	0.00	206	484	270	679
----- Week 18 was bowled after week 19 -----																			
18	01/20/26	142	62	122	182	147	451	637	6021	42	142.82	-	0.00	=	142.82	206	484	270	679
Scores were bowled after week 19 for weeks: 18																			
19	01/27/26	142	62	164	141	125	430	616	6451	45	143.36	-	142.82	=	0.54	206	484	270	679
20	02/03/26	143	61	119	124	147	390	573	6841	48	142.52	-	143.36	=	-0.83	206	484	270	679
21	02/10/26	142	62	142	182	138	462	648	7303	51	143.20	-	142.52	=	0.68	206	484	270	679
22	02/17/26	143	0				0	0	7303	51	143.20	-	143.20	=	0.00	206	484	270	679
23	02/24/26	143	61	129	122	133	384	567	7687	54	142.35	-	143.20	=	-0.84	206	484	270	679
24	03/03/26	142	62	140	190	157	487	673	8174	57	143.40	-	142.35	=	1.05	206	487	270	679
25	03/10/26	143	0				0	0	8174	57	143.40	-	143.40	=	0.00	206	487	270	679
26	03/17/26	143	0				0	0	8174	57	143.40	-	143.40	=	0.00	206	487	270	679
----- Week 27 was bowled after week 28 -----																			
27	03/24/26	143	61	151	139	227	517	700	8691	60	143.40	-	0.00	=	143.40	227	517	288	700
Scores were bowled after week 28 for weeks: 27																			
28	03/31/26	143	61	126	122	185	433	616	9124	63	144.83	-	143.40	=	1.42	227	517	288	700

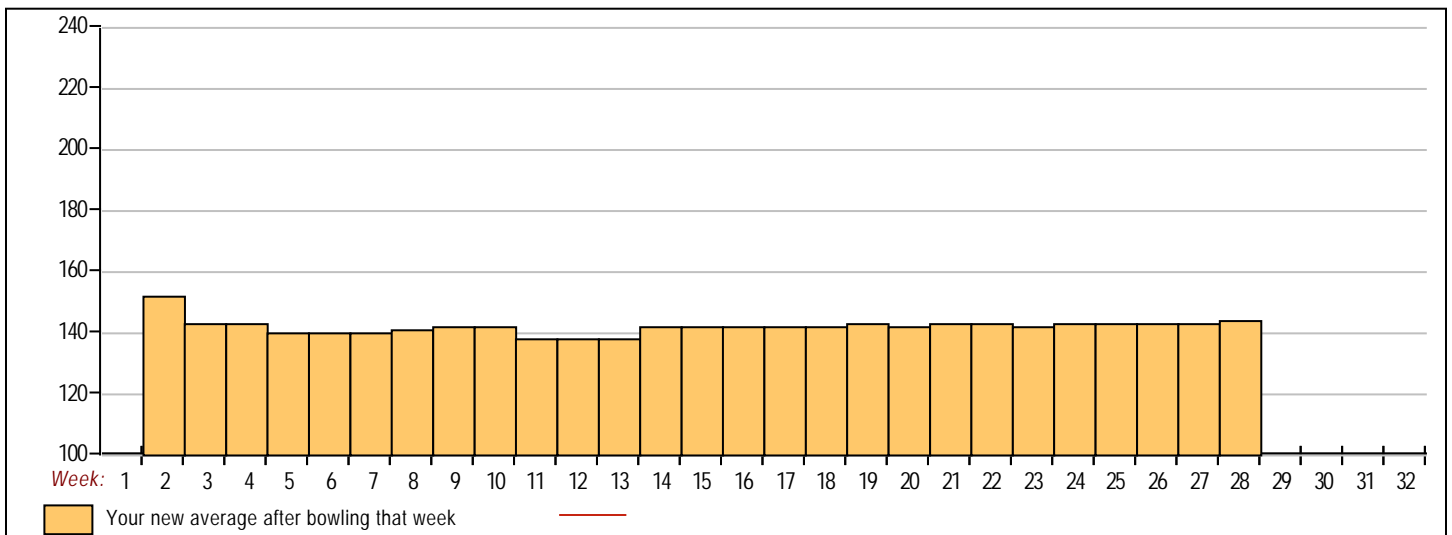
<u><100</u>	<u>100's</u>	<u>125's</u>	<u>150's</u>	<u>175's</u>	<u>200's</u>	<u>225's</u>	<u>250's</u>	<u>275's</u>	<u>300's</u>
	13	30	13	5	1	1			
<u><400</u>	<u>400's</u>	<u>450's</u>	<u>500's</u>	<u>550's</u>	<u>600's</u>	<u>650's</u>	<u>700's</u>	<u>750's</u>	<u>800's</u>
4	9	7	1						

Avg of Game 1 **Avg of Game 2** **Avg of Game 3**
 135.10 155.57 143.81

High game of 227 on week 27 High series of 517 on week 27 High average of 152.67 after bowling week 2
 Low game of 108 on week 11 Low series of 351 on week 11 Low average of 138.22 after bowling week 11

High Scores by Game

Game #1: 164 on week 19 Game #2: 206 on week 13 Game #3: 227 on week 27



Note: This report includes information through March 31 which is Week 28 of 32

Roland Lee's Bowling Record - Team 38: Tripod

Week No.	Bowling Date	Old Avg	Old HDCP	-			Total	HDCP Total	Pins	Gms	---Average Change---			High Game	High Sers	HDCP Game	HDCP Sers		
				-1-	-2-	-3-					New	Old	---> +/-						
1	09/02/25	bk162	46	183	183	173	539	677	539	3	179.67	-	0.00	=	179.67	183	539	229	677
2	09/09/25	bk162	0				0	0	539	3	179.67	-	179.67	=	0.00	183	539	229	677
3	09/16/25	bk162	46	166	163	169	498	636	1037	6	172.83	-	179.67	=	-6.83	183	539	229	677
4	09/23/25	bk162	46	136	137	139	412	550	1449	9	161.00	-	172.83	=	-11.83	183	539	229	677
5	09/30/25	161	47	215	169	181	565	706	2014	12	167.83	-	161.00	=	6.83	215	565	262	706
6	10/14/25	167	0				0	0	2014	12	167.83	-	167.83	=	0.00	215	565	262	706
7	10/21/25	167	0				0	0	2014	12	167.83	-	167.83	=	0.00	215	565	262	706
8	10/28/25	167	0				0	0	2014	12	167.83	-	167.83	=	0.00	215	565	262	706
9	11/04/25	167	0				0	0	2014	12	167.83	-	167.83	=	0.00	215	565	262	706
10	11/11/25	167	0				0	0	2014	12	167.83	-	167.83	=	0.00	215	565	262	706
11	11/18/25	167	0				0	0	2014	12	167.83	-	167.83	=	0.00	215	565	262	706
12	11/25/25	167	42	202	134	163	499	625	2513	15	167.53	-	167.83	=	-0.30	215	565	262	706
13	12/02/25	167	0				0	0	2513	15	167.53	-	167.53	=	0.00	215	565	262	706
14	12/09/25	167	0				0	0	2513	15	167.53	-	167.53	=	0.00	215	565	262	706
15	12/16/25	167	42	170	130	181	481	607	2994	18	166.33	-	167.53	=	-1.20	215	565	262	706
16	01/06/26	166	0				0	0	2994	18	166.33	-	166.33	=	0.00	215	565	262	706

End of 1st split

17	01/13/26	166	43	184	194	182	560	689	3554	21	169.24	-	166.33	=	2.90	215	565	262	706
18	01/20/26	169	0				0	0	3554	21	169.24	-	169.24	=	0.00	215	565	262	706
19	01/27/26	169	0				0	0	3554	21	169.24	-	169.24	=	0.00	215	565	262	706
20	02/03/26	169	0				0	0	3554	21	169.24	-	169.24	=	0.00	215	565	262	706
21	02/10/26	169	40	150	110	144	404	524	3958	24	164.92	-	169.24	=	-4.32	215	565	262	706
22	02/17/26	164	44	125	204	118	447	579	4405	27	163.15	-	164.92	=	-1.77	215	565	262	706
23	02/24/26	163	45	185	129	176	490	625	4895	30	163.17	-	163.15	=	0.02	215	565	262	706
24	03/03/26	163	45	138	198	187	523	658	5418	33	164.18	-	163.17	=	1.02	215	565	262	706
----- Week 25 was bowled after week 26 -----																			
25	03/10/26	162	46	181	115	154	450	588	5868	36	164.18	-	0.00	=	164.18	215	565	262	706
Scores were bowled after week 26 for weeks: 25																			
26	03/17/26	164	44	138	161	144	443	575	6311	39	161.82	-	164.18	=	-2.36	215	565	262	706
----- Week 27 was bowled after week 28 -----																			
27	03/24/26	161	47	105	114	113	332	473	6643	42	161.82	-	0.00	=	161.82	215	565	262	706
Scores were bowled after week 28 for weeks: 27																			
28	03/31/26	161	47	122	191	166	479	620	7122	45	158.27	-	161.82	=	-3.55	215	565	262	706

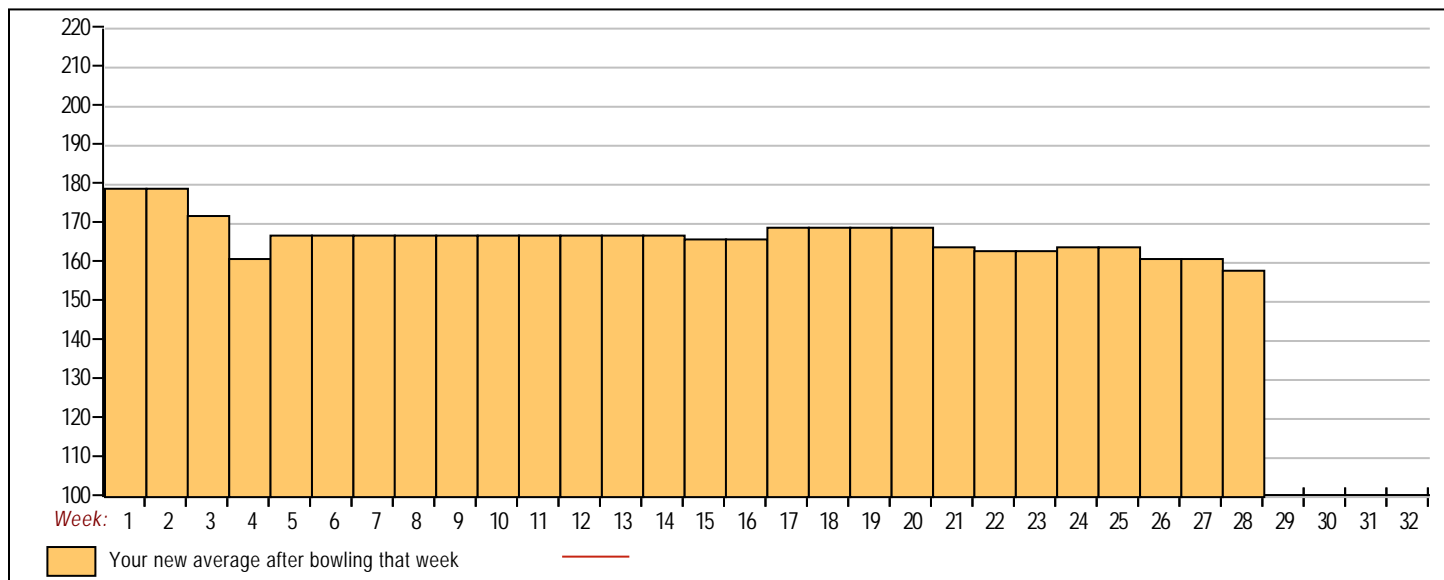


<100	100's	125's	150's	175's	200's	225's	250's	275's	300's
	7	11	11	13	3				
<400	400's	450's	500's	550's	600's	650's	700's	750's	800's
1	4	6	2	2					

Avg of Game 1	Avg of Game 2	Avg of Game 3
160.00	155.47	159.33

High game of 215 on week 5 High series of 565 on week 5 High average of 179.67 after bowling week 1
 Low game of 105 on week 27 Low series of 332 on week 27 Low average of 158.27 after bowling week 28

High Scores by Game
 Game #1: 215 on week 5 Game #2: 204 on week 22 Game #3: 187 on week 24



Note: This report includes information through March 31 which is Week 28 of 32

Van Tran's Bowling Record - Team 38: Tripod

Week No.	Bowling Date	Old Avg	Old HDCP	-1-	-2-	-3-	Total	HDCP Total	Pins	Gms	---Average Change---			High Game	High Sers	HDCP Game	HDCP Sers		
											New	Old	---> +/-						
1	09/02/25	bk158	49	151	146	114	411	558	411	3	137.00	-	0.00	=	137.00	151	411	200	558
2	09/09/25	bk158	49	169	141	201	511	658	922	6	153.67	-	137.00	=	16.67	201	511	250	658
3	09/16/25	bk158	49	153	165	200	518	665	1440	9	160.00	-	153.67	=	6.33	201	518	250	665
4	09/23/25	160	48	125	141	184	450	594	1890	12	157.50	-	160.00	=	-2.50	201	518	250	665
5	09/30/25	157	50	136	218	144	498	648	2388	15	159.20	-	157.50	=	1.70	218	518	268	665
----- Week 6 was bowled after week 8 -----																			
6	10/14/25	161	47	160	129	157	446	587	2834	18	159.20	-	0.00	=	159.20	218	518	268	665
----- Week 7 was bowled after week 9 -----																			
7	10/21/25	160	48	187	179	151	517	661	3351	21	159.20	-	0.00	=	159.20	218	518	268	665
Scores were bowled after week 8 for weeks: 6																			
8	10/28/25	159	48	174	187	161	522	666	3873	24	159.81	-	159.20	=	0.61	218	522	268	666
Scores were bowled after week 9 for weeks: 7																			
9	11/04/25	159	48	184	132	182	498	642	4371	27	161.89	-	159.81	=	2.08	218	522	268	666
----- Week 10 was bowled after week 11 -----																			
10	11/11/25	161	47	191	145	142	478	619	4849	30	161.89	-	0.00	=	161.89	218	522	268	666
Scores were bowled after week 11 for weeks: 10																			
11	11/18/25	161	47	134	170	179	483	624	5332	33	161.58	-	161.89	=	-0.31	218	522	268	666
12	11/25/25	161	47	178	200	180	558	699	5890	36	163.61	-	161.58	=	2.04	218	558	268	699
----- Week 13 was bowled after week 14 -----																			
13	12/02/25	165	44	161	169	166	496	628	6386	39	163.61	-	0.00	=	163.61	218	558	268	699
Scores were bowled after week 14 for weeks: 13																			
14	12/09/25	163	45	214	165	178	557	692	6943	42	165.31	-	163.61	=	1.70	218	558	268	699
15	12/16/25	165	44	174	178	205	557	689	7500	45	166.67	-	165.31	=	1.36	218	558	268	699
16	01/06/26	166	43	148	147	177	472	601	7972	48	166.08	-	166.67	=	-0.58	218	558	268	699

End of 1st split

17	01/13/26	166	43	197	156	161	514	643	8486	51	166.39	-	166.08	=	0.31	218	558	268	699
----- Week 18 was bowled after week 19 -----																			
18	01/20/26	166	43	202	144	148	494	623	8980	54	166.39	-	0.00	=	166.39	218	558	268	699
Scores were bowled after week 19 for weeks: 18																			
19	01/27/26	166	43	170	178	163	511	640	9491	57	166.51	-	166.39	=	0.12	218	558	268	699
20	02/03/26	166	43	166	137	154	457	586	9948	60	165.80	-	166.51	=	-0.71	218	558	268	699
21	02/10/26	165	44	112	153	163	428	560	10376	63	164.70	-	165.80	=	-1.10	218	558	268	699
22	02/17/26	164	44	150	153	189	492	624	10868	66	164.67	-	164.70	=	-0.03	218	558	268	699
23	02/24/26	164	0				0	0	10868	66	164.67	-	164.67	=	0.00	218	558	268	699
24	03/03/26	164	44	225	175	213	613	745	11481	69	166.39	-	164.67	=	1.72	225	613	269	745
----- Week 25 was bowled after week 26 -----																			
25	03/10/26	167	42	188	137	150	475	601	11956	72	166.39	-	0.00	=	166.39	225	613	269	745
Scores were bowled after week 26 for weeks: 25																			
26	03/17/26	166	43	144	255	195	594	723	12550	75	167.33	-	166.39	=	0.94	255	613	298	745
----- Week 27 was bowled after week 28 -----																			
27	03/24/26	167	42	184	150	184	518	644	13068	78	167.33	-	0.00	=	167.33	255	613	298	745
Scores were bowled after week 28 for weeks: 27																			
28	03/31/26	167	42	166	172	169	507	633	13575	81	167.59	-	167.33	=	0.26	255	613	298	745

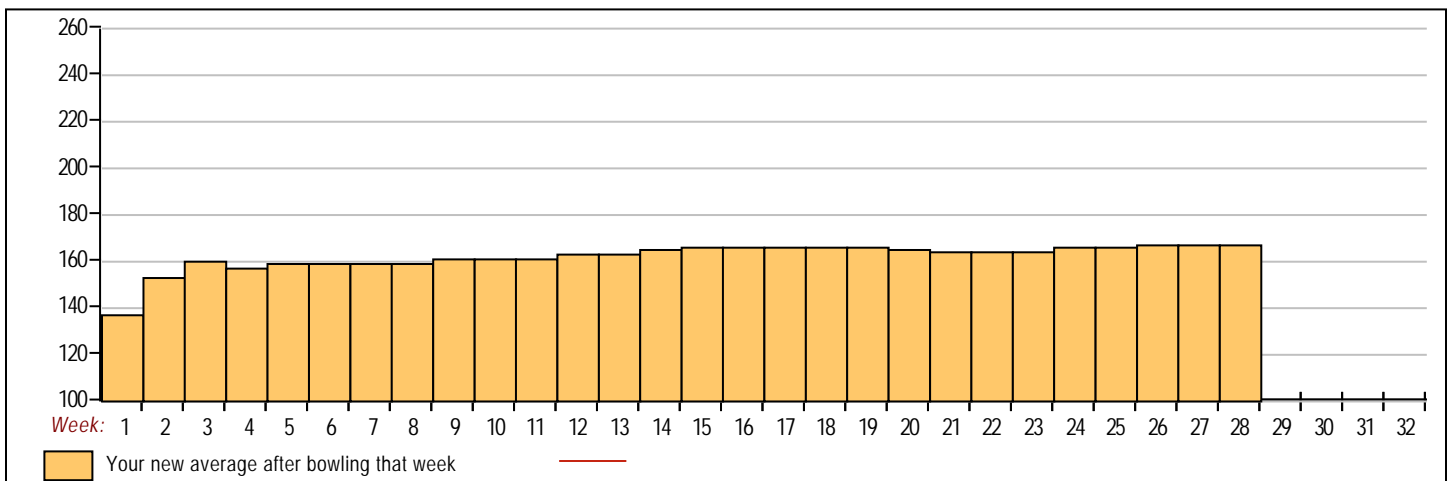


<100	100's	125's	150's	175's	200's	225's	250's	275's	300's
	2	18	30	21	8	1	1		
<400	400's	450's	500's	550's	600's	650's	700's	750's	800's
	3	11	8	4	1				

Avg of Game 1	Avg of Game 2	Avg of Game 3
168.26	163.78	170.74

High game of 255 on week 26 High series of 613 on week 24 High average of 167.59 after bowling week 28
 Low game of 112 on week 21 Low series of 411 on week 1 Low average of 137.00 after bowling week 1

High Scores by Game
 Game #1: 225 on week 24 Game #2: 255 on week 26 Game #3: 213 on week 24



Note: This report includes information through March 31 which is Week 28 of 32

Tim Choy's Bowling Record - Team 38: Tripod

Week No.	Bowling Date	Old Avg	Old HDCP	Scores			Total	HDCP Total	Pins	Gms	---Average Change---			High Game	High Sers	HDCP Game	HDCP Sers		
				-1-	-2-	-3-					New	Old	---> +/-						
1	09/02/25	bk171	39	154	203	225	582	699	582	3	194.00	-	0.00	=	194.00	225	582	264	699
2	09/09/25	bk171	39	185	164	174	523	640	1105	6	184.17	-	194.00	=	-9.83	225	582	264	699
3	09/16/25	bk171	0				0	0	1105	6	184.17	-	184.17	=	0.00	225	582	264	699
4	09/23/25	bk171	39	199	221	164	584	701	1689	9	187.67	-	184.17	=	3.50	225	584	264	701
5	09/30/25	187	0				0	0	1689	9	187.67	-	187.67	=	0.00	225	584	264	701
----- Week 6 was bowled after week 8 -----																			
6	10/14/25	185	28	159	122	139	420	504	2109	12	187.67	-	0.00	=	187.67	225	584	264	701
----- Week 7 was bowled after week 9 -----																			
7	10/21/25	182	30	219	187	210	616	706	2725	15	187.67	-	0.00	=	187.67	225	616	264	733
Scores were bowled after week 8 for weeks: 6																			
8	10/28/25	187	26	193	182	157	532	610	3257	18	176.07	-	187.67	=	-11.60	225	616	264	706
Scores were bowled after week 9 for weeks: 7																			
9	11/04/25	176	35	209	246	186	641	746	3898	21	185.62	-	176.07	=	9.55	246	641	281	746
----- Week 10 was bowled after week 11 -----																			
10	11/11/25	183	29	209	179	194	582	669	4480	24	185.62	-	0.00	=	185.62	246	641	281	746
Scores were bowled after week 11 for weeks: 10																			
11	11/18/25	185	28	175	170	170	515	599	4995	27	185.00	-	185.62	=	-0.62	246	641	281	746
12	11/25/25	185	28	158	224	148	530	614	5525	30	184.17	-	185.00	=	-0.83	246	641	281	746
----- Week 13 was bowled after week 14 -----																			
13	12/02/25	184	28	202	186	199	587	671	6112	33	184.17	-	0.00	=	184.17	246	641	281	746
Scores were bowled after week 14 for weeks: 13																			
14	12/09/25	184	28	157	229	188	574	658	6686	36	185.72	-	184.17	=	1.56	246	641	281	746
15	12/16/25	185	0				0	0	6686	36	185.72	-	185.72	=	0.00	246	641	281	746
16	01/06/26	185	28	232	219	161	612	696	7298	39	187.13	-	185.72	=	1.41	246	641	281	746

End of 1st split

17	01/13/26	187	26	199	156	179	534	612	7832	42	186.48	-	187.13	=	-0.65	246	641	281	746
----- Week 18 was bowled after week 19 -----																			
18	01/20/26	186	27	165	180	149	494	575	8326	45	186.48	-	0.00	=	186.48	246	641	281	746
Scores were bowled after week 19 for weeks: 18																			
19	01/27/26	186	27	188	182	204	574	655	8900	48	185.42	-	186.48	=	-1.06	246	641	281	746
20	02/03/26	185	28	a185	a185	a185	555	639	8900	48	185.42	-	185.42	=	0.00	246	641	281	746
21	02/10/26	185	0				0	0	8900	48	185.42	-	185.42	=	0.00	246	641	281	746
22	02/17/26	185	28	167	199	166	532	616	9432	51	184.94	-	185.42	=	-0.48	246	641	281	746
23	02/24/26	184	28	162	201	195	558	642	9990	54	185.00	-	184.94	=	0.06	246	641	281	746
24	03/03/26	185	0				0	0	9990	54	185.00	-	185.00	=	0.00	246	641	281	746
----- Week 25 was bowled after week 26 -----																			
25	03/10/26	184	28	191	189	168	548	632	10538	57	185.00	-	0.00	=	185.00	246	641	281	746
Scores were bowled after week 26 for weeks: 25																			
26	03/17/26	185	28	200	167	178	545	629	11083	60	184.72	-	185.00	=	-0.28	246	641	281	746
27	03/24/26	184	0				0	0	11083	60	184.72	-	184.72	=	0.00	246	641	281	746
28	03/31/26	184	28				0	0	11083	60	184.72	-	184.72	=	0.00	246	641	281	746

<100	100's	125's	150's	175's	200's	225's	250's	275's	300's
	1	3	18	22	12	4			
<400	400's	450's	500's	550's	600's	650's	700's	750's	800's
	1	1	8	7	3				

Avg of Game 1	Avg of Game 2	Avg of Game 3
186.15	190.30	177.70

High game of 246 on week 9 High series of 641 on week 9 High average of 194.00 after bowling week 1
 Low game of 122 on week 6 Low series of 420 on week 6 Low average of 176.07 after bowling week 8

High Scores by Game

Game #1: 232 on week 16 Game #2: 246 on week 9 Game #3: 225 on week 1

