

Note: This report includes information through March 31 which is Week 28 of 32

Thomas Sin's Bowling Record - Team 36: High Roller Bowlers

Week No.	Bowling Date	Old Avg	Old HDCP	-1- -2- -3-			Total	HDCP Total		Pins	Gms	---Average Change--- New - Old ---> +/-			High Game	High Sers	HDCP Game	HDCP Sers	
				-1-	-2-	-3-		Total	Total										
3	09/16/25	bk172	0				0	0	0	0	-	0.00	=	0.00	0	0			
4	09/23/25	bk172	38	165	214	179	558	672	558	3	186.00	-	0.00	=	186.00	214	558	252	672
5	09/30/25	bk172	38	175	198	167	540	654	1098	6	183.00	-	186.00	=	-3.00	214	558	252	672
6	10/14/25	bk172	38	165	181	179	525	639	1623	9	180.33	-	183.00	=	-2.67	214	558	252	672
7	10/21/25	180	32	163	167	156	486	582	2109	12	175.75	-	180.33	=	-4.58	214	558	252	672
8	10/28/25	175	36	193	212	169	574	682	2683	15	178.87	-	175.75	=	3.12	214	574	252	682
9	11/04/25	178	33	160	175	203	538	637	3221	18	178.94	-	178.87	=	0.08	214	574	252	682
10	11/11/25	178	33	208	137	170	515	614	3736	21	177.90	-	178.94	=	-1.04	214	574	252	682
11	11/18/25	177	34	147	130	163	440	542	4176	24	174.00	-	177.90	=	-3.90	214	574	252	682
12	11/25/25	174	36	146	224	187	557	665	4733	27	175.30	-	174.00	=	1.30	224	574	260	682
13	12/02/25	175	36	a175	a175	a175	525	633	4733	27	175.30	-	175.30	=	0.00	224	574	260	682
14	12/09/25	175	0				0	0	4733	27	175.30	-	175.30	=	0.00	224	574	260	682
15	12/16/25	175	36	173	214	140	527	635	5260	30	175.33	-	175.30	=	0.04	224	574	260	682
16	01/06/26	175	36	125	185	148	458	566	5718	33	173.27	-	175.33	=	-2.06	224	574	260	682

End of 1st split

17	01/13/26	173	0				0	0	5718	33	173.27	-	173.27	=	0.00	224	574	260	682
18	01/20/26	173	37	139	132	219	490	601	6208	36	172.44	-	173.27	=	-0.83	224	574	260	682
19	01/27/26	172	0				0	0	6208	36	172.44	-	172.44	=	0.00	224	574	260	682
20	02/03/26	172	38	159	210	202	571	685	6779	39	173.82	-	172.44	=	1.38	224	574	260	685
21	02/10/26	173	37	156	194	186	536	647	7315	42	174.17	-	173.82	=	0.35	224	574	260	685
22	02/17/26	174	36	a174	a174	a174	522	630	7315	42	174.17	-	174.17	=	0.00	224	574	260	685
23	02/24/26	174	36	a174	a174	a174	522	630	7315	42	174.17	-	174.17	=	0.00	224	574	260	685
24	03/03/26	174	36	194	135	131	460	568	7775	45	172.78	-	174.17	=	-1.39	224	574	260	685
25	03/10/26	172	38	148	133	148	429	543	8204	48	170.92	-	172.78	=	-1.86	224	574	260	685
26	03/17/26	170	0				0	0	8204	48	170.92	-	170.92	=	0.00	224	574	260	685
27	03/24/26	170	40	168	213	179	560	680	8764	51	171.84	-	170.92	=	0.93	224	574	260	685
28	03/31/26	171	39	159	180	169	508	625	9272	54	171.70	-	171.84	=	-0.14	224	574	260	685

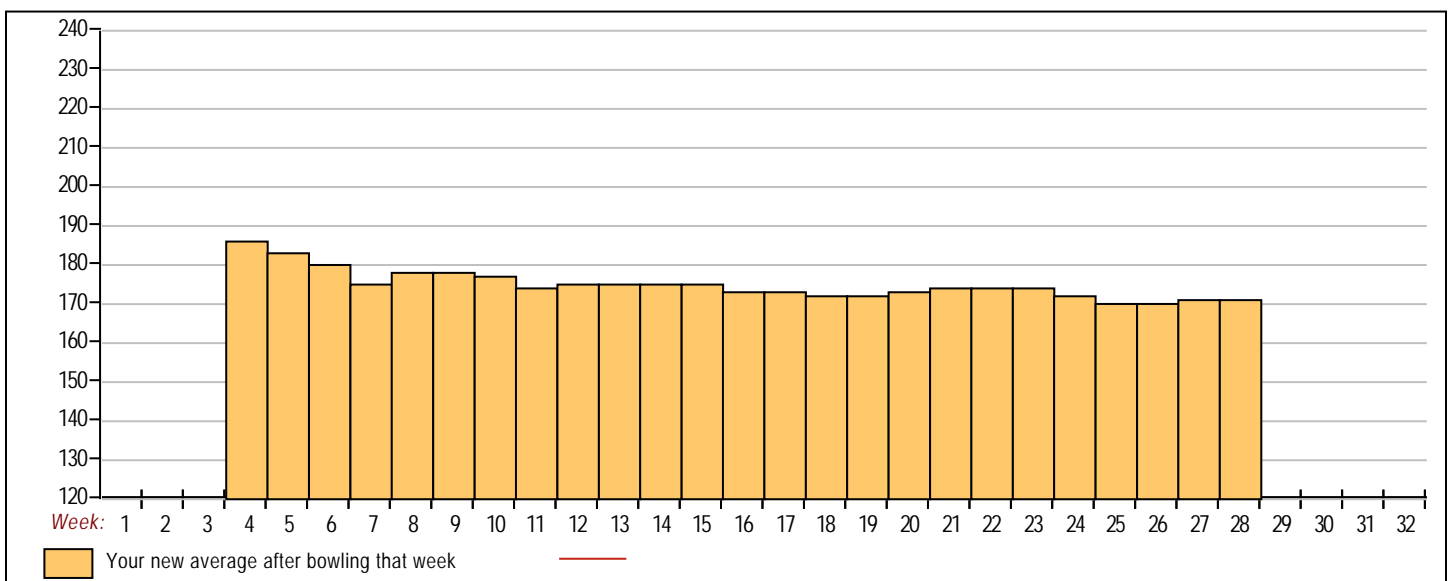


<100	100's	125's	150's	175's	200's	225's	250's	275's	300's
		14	16	14	10				
<400	400's	450's	500's	550's	600's	650's	700's	750's	800's
	2	4	7	5					

Avg of Game 1	Avg of Game 2	Avg of Game 3
163.50	179.67	171.94

High game of 224 on week 12 High series of 574 on week 8 High average of 186.00 after bowling week 4
 Low game of 125 on week 16 Low series of 429 on week 25 Low average of 170.92 after bowling week 25

High Scores by Game
 Game #1: 208 on week 10 Game #2: 224 on week 12 Game #3: 219 on week 18



Note: This report includes information through March 31 which is Week 28 of 32

Albert V-Ribeiro's Bowling Record - Team 36: High Roller Bowlers

Week No.	Bowling Date	Old Avg	Old HDCP	-			Total	HDCP Total	Pins	Gms	---Average Change---			High Game	High Sers	HDCP Game	HDCP Sers		
				-1-	-2-	-3-					New	Old	---> +/-						
1	09/02/25	bk138	65	131	133	91	355	550	355	3	118.33	-	0.00	=	118.33	133	355	198	550
2	09/09/25	bk138	65	111	143	170	424	619	779	6	129.83	-	118.33	=	11.50	170	424	235	619
3	09/16/25	bk138	65	91	80	82	253	448	1032	9	114.67	-	129.83	=	-15.17	170	424	235	619
4	09/23/25	128	73	89	104	53	246	465	1278	12	106.50	-	114.67	=	-8.17	170	424	235	619
5	09/30/25	128	73	97	61	77	235	454	1513	15	100.87	-	106.50	=	-5.63	170	424	235	619
6	10/14/25	128	73	101	84	134	319	538	1832	18	101.78	-	100.87	=	0.91	170	424	235	619
7	10/21/25	128	73	113	117	103	333	552	2165	21	103.10	-	101.78	=	1.32	170	424	235	619
8	10/28/25	128	73	156	138	126	420	639	2585	24	107.71	-	103.10	=	4.61	170	424	235	639
9	11/04/25	128	73	a128	a128	a128	384	603	2585	24	107.71	-	107.71	=	0.00	170	424	235	639
10	11/11/25	128	73	103	139	119	361	580	2946	27	109.11	-	107.71	=	1.40	170	424	235	639
11	11/18/25	128	73	126	100	140	366	585	3312	30	110.40	-	109.11	=	1.29	170	424	235	639
12	11/25/25	128	0				0	0	3312	30	110.40	-	110.40	=	0.00	170	424	235	639
13	12/02/25	128	0				0	0	3312	30	110.40	-	110.40	=	0.00	170	424	235	639
14	12/09/25	128	73	162	147	158	467	686	3779	33	114.52	-	110.40	=	4.12	170	467	235	686
15	12/16/25	128	0				0	0	3779	33	114.52	-	114.52	=	0.00	170	467	235	686
16	01/06/26	128	73	104	142	164	410	629	4189	36	116.36	-	114.52	=	1.85	170	467	237	686

End of 1st split

17	01/13/26	128	73	130	123	156	409	628	4598	39	117.90	-	116.36	=	1.54	170	467	237	686
18	01/20/26	128	0				0	0	4598	39	117.90	-	117.90	=	0.00	170	467	237	686
19	01/27/26	128	73	129	143	115	387	606	4985	42	118.69	-	117.90	=	0.79	170	467	237	686
20	02/03/26	128	73	86	86	81	253	472	5238	45	116.40	-	118.69	=	-2.29	170	467	237	686
21	02/10/26	128	0				0	0	5238	45	116.40	-	116.40	=	0.00	170	467	237	686
22	02/17/26	128	73	148	89	132	369	588	5607	48	116.81	-	116.40	=	0.41	170	467	237	686
23	02/24/26	128	0				0	0	5607	48	116.81	-	116.81	=	0.00	170	467	237	686
24	03/03/26	128	0				0	0	5607	48	116.81	-	116.81	=	0.00	170	467	237	686
25	03/10/26	128	73	143	166	123	432	651	6039	51	118.41	-	116.81	=	1.60	170	467	239	686
26	03/17/26	128	73	122	134	146	402	621	6441	54	119.28	-	118.41	=	0.87	170	467	239	686
27	03/24/26	128	73	127	124	145	396	615	6837	57	119.95	-	119.28	=	0.67	170	467	239	686
28	03/31/26	128	73	124	169	132	425	644	7262	60	121.03	-	119.95	=	1.09	170	467	242	686

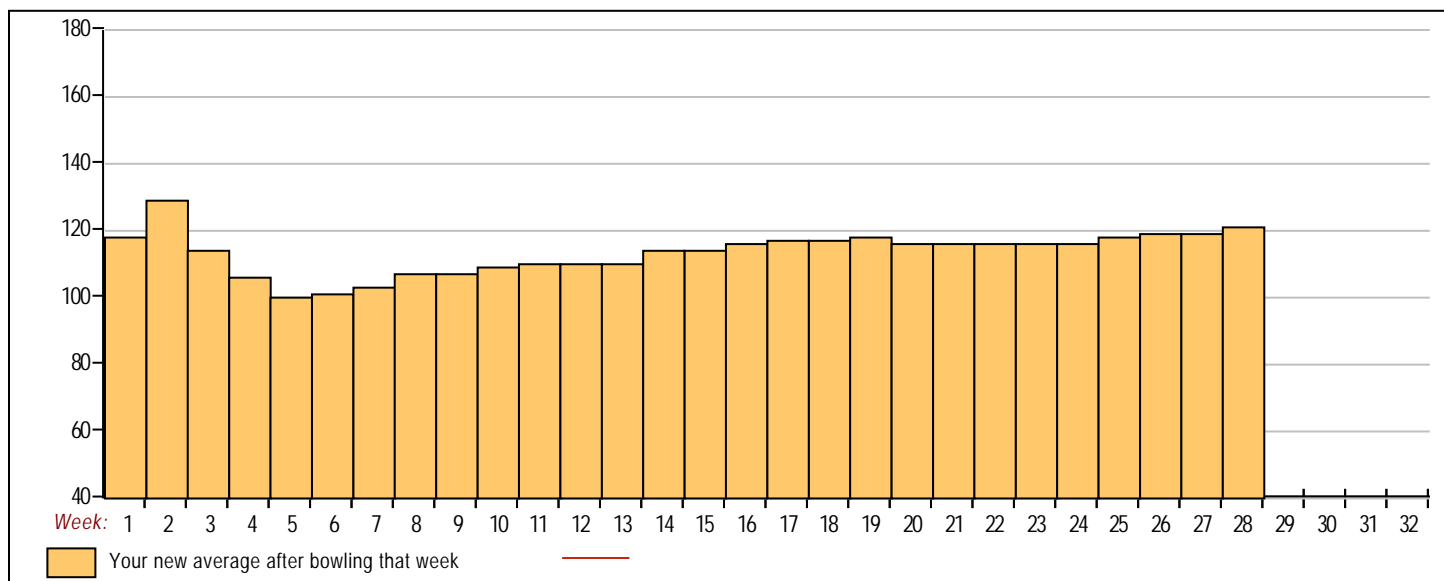


<u><100</u>	<u>100's</u>	<u>125's</u>	<u>150's</u>	<u>175's</u>	<u>200's</u>	<u>225's</u>	<u>250's</u>	<u>275's</u>	<u>300's</u>
14	16	22	8						
<u><400</u>	<u>400's</u>	<u>450's</u>	<u>500's</u>	<u>550's</u>	<u>600's</u>	<u>650's</u>	<u>700's</u>	<u>750's</u>	<u>800's</u>
12	7	1							

Avg of Game 1 **Avg of Game 2** **Avg of Game 3**
 119.65 121.10 122.35

High game of 170 on week 2 High series of 467 on week 14 High average of 129.83 after bowling week 2
 Low game of 53 on week 4 Low series of 235 on week 5 Low average of 100.87 after bowling week 5

High Scores by Game
 Game #1: 162 on week 14 Game #2: 169 on week 28 Game #3: 170 on week 2



Note: This report includes information through March 31 which is Week 28 of 32

Max Voronkov's Bowling Record - Team 36: High Roller Bowlers

Week No.	Bowling Date	Old Avg	Old HDCP	-			Total	HDCP Total	Pins	Gms	---Average Change---			High Game	High Sers	HDCP Game	HDCP Sers		
				-1-	-2-	-3-					New	Old	---> +/-						
1	09/02/25	bk163	0				0	0	0	0	-	0.00	=	0.00	0	0			
2	09/09/25	bk163	45	182	162	151	495	630	495	3	165.00	-	0.00	=	165.00	182	495	227	630
3	09/16/25	bk163	45	141	170	148	459	594	954	6	159.00	-	165.00	=	-6.00	182	495	227	630
4	09/23/25	bk163	45	162	142	142	446	581	1400	9	155.56	-	159.00	=	-3.44	182	495	227	630
5	09/30/25	155	52	a155	a155	a155	465	621	1400	9	155.56	-	155.56	=	0.00	182	495	227	630
6	10/14/25	155	52	a155	a155	a155	465	621	1400	9	155.56	-	155.56	=	0.00	182	495	227	630
7	10/21/25	155	52	172	164	196	532	688	1932	12	161.00	-	155.56	=	5.44	196	532	248	688
8	10/28/25	161	47	a161	a161	a161	483	624	1932	12	161.00	-	161.00	=	0.00	196	532	248	688
9	11/04/25	161	47	146	183	176	505	646	2437	15	162.47	-	161.00	=	1.47	196	532	248	688
10	11/11/25	162	46	a162	a162	a162	486	624	2437	15	162.47	-	162.47	=	0.00	196	532	248	688
11	11/18/25	162	46	140	124	166	430	568	2867	18	159.28	-	162.47	=	-3.19	196	532	248	688
12	11/25/25	159	48	201	159	184	544	688	3411	21	162.43	-	159.28	=	3.15	201	544	249	688
13	12/02/25	162	46	161	138	170	469	607	3880	24	161.67	-	162.43	=	-0.76	201	544	249	688
14	12/09/25	161	47	a161	a161	a161	483	624	3880	24	161.67	-	161.67	=	0.00	201	544	249	688
15	12/16/25	161	47	186	145	163	494	635	4374	27	162.00	-	161.67	=	0.33	201	544	249	688
16	01/06/26	162	0				0	0	4374	27	162.00	-	162.00	=	0.00	201	544	249	688

End of 1st split

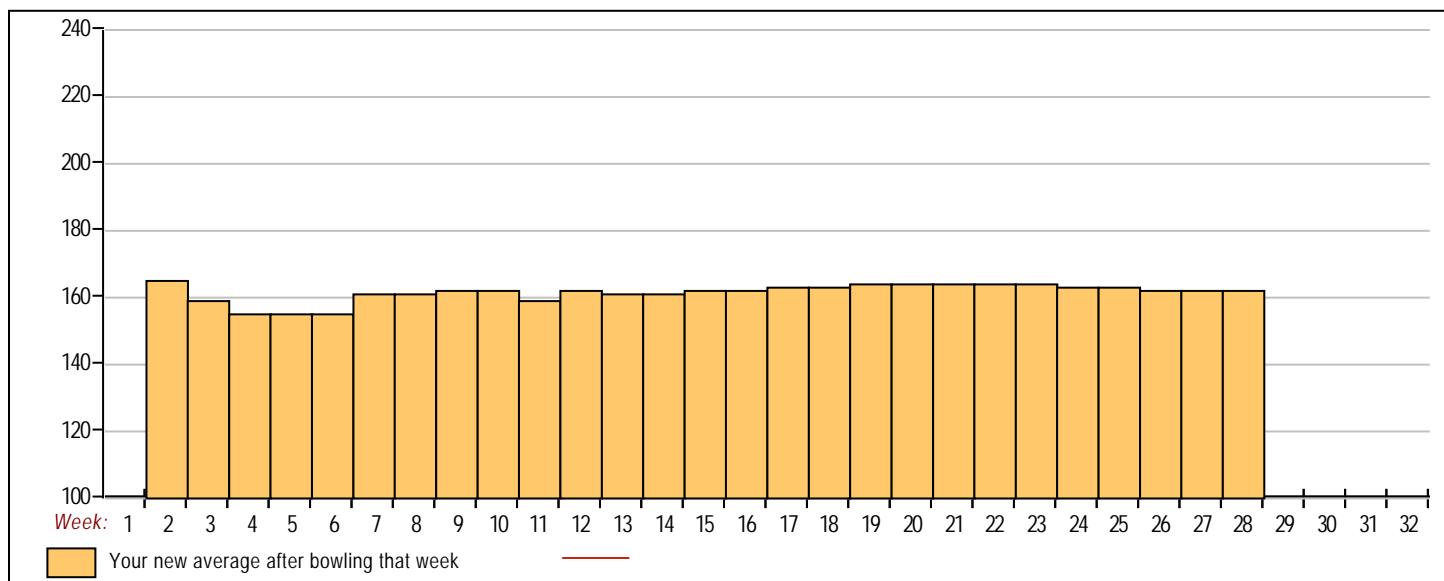
17	01/13/26	162	46	224	132	169	525	663	4899	30	163.30	-	162.00	=	1.30	224	544	270	688
18	01/20/26	163	45	a163	a163	a163	489	624	4899	30	163.30	-	163.30	=	0.00	224	544	270	688
19	01/27/26	163	45	162	200	172	534	669	5433	33	164.64	-	163.30	=	1.34	224	544	270	688
20	02/03/26	164	0				0	0	5433	33	164.64	-	164.64	=	0.00	224	544	270	688
21	02/10/26	164	44	172	184	136	492	624	5925	36	164.58	-	164.64	=	-0.05	224	544	270	688
22	02/17/26	164	0				0	0	5925	36	164.58	-	164.58	=	0.00	224	544	270	688
23	02/24/26	164	44	133	168	192	493	625	6418	39	164.56	-	164.58	=	-0.02	224	544	270	688
24	03/03/26	164	44	120	185	157	462	594	6880	42	163.81	-	164.56	=	-0.75	224	544	270	688
25	03/10/26	163	0				0	0	6880	42	163.81	-	163.81	=	0.00	224	544	270	688
26	03/17/26	163	45	136	129	184	449	584	7329	45	162.87	-	163.81	=	-0.94	224	544	270	688
27	03/24/26	162	46	172	172	123	467	605	7796	48	162.42	-	162.87	=	-0.45	224	544	270	688
28	03/31/26	162	46	140	161	182	483	621	8279	51	162.33	-	162.42	=	-0.08	224	544	270	688

<100	100's	125's	150's	175's	200's	225's	250's	275's	300's
	3	14	20	11	3				
<400	400's	450's	500's	550's	600's	650's	700's	750's	800's
	3	9	5						

Avg of Game 1 **Avg of Game 2** **Avg of Game 3**
161.76 159.88 165.35

High game of 224 on week 17 High series of 544 on week 12 High average of 165.00 after bowling week 2
Low game of 120 on week 24 Low series of 430 on week 11 Low average of 155.56 after bowling week 4

High Scores by Game
Game #1: 224 on week 17 Game #2: 200 on week 19 Game #3: 196 on week 7



Note: This report includes information through March 31 which is Week 28 of 32

Patrick McClelland's Bowling Record - Team 36: High Roller Bowlers

Week No.	Bowling Date	Old Avg	Old HDCP	-1-	-2-	-3-	Total	HDCP		---Average Change---		High Game	High Sers	HDCP Game	HDCP Sers
								Total	Pins	Gms	New - Old ---> +/-				
1	09/02/25	bk184	0				0	0	0	0	- 0.00 = 0.00	0	0		
2	09/09/25	bk184	0				0	0	0	0	- 0.00 = 0.00	0	0		
3	09/16/25	bk184	0				0	0	0	0	- 0.00 = 0.00	0	0		
4	09/23/25	bk184	0				0	0	0	0	- 0.00 = 0.00	0	0		
5	09/30/25	bk184	0				0	0	0	0	- 0.00 = 0.00	0	0		
6	10/14/25	bk184	0				0	0	0	0	- 0.00 = 0.00	0	0		
7	10/21/25	bk184	0				0	0	0	0	- 0.00 = 0.00	0	0		
8	10/28/25	bk184	0				0	0	0	0	- 0.00 = 0.00	0	0		
9	11/04/25	bk184	0				0	0	0	0	- 0.00 = 0.00	0	0		
10	11/11/25	bk184	0				0	0	0	0	- 0.00 = 0.00	0	0		
11	11/18/25	bk184	0				0	0	0	0	- 0.00 = 0.00	0	0		
12	11/25/25	bk184	28	171	216	198	585	669	585	3	195.00 - 0.00 = 195.00	216	585	244	669
13	12/02/25	bk184	28	159	236	199	594	678	1179	6	196.50 - 195.00 = 1.50	236	594	264	678
14	12/09/25	bk184	28	a184	a184	a184	552	636	1179	6	196.50 - 196.50 = 0.00	236	594	264	678
15	12/16/25	bk184	28	220	210	204	634	718	1813	9	201.44 - 196.50 = 4.94	236	634	264	718
16	01/06/26	201	15	201	180	179	560	605	2373	12	197.75 - 201.44 = -3.69	236	634	264	718

End of 1st split

17	01/13/26	197	18	180	154	192	526	580	2899	15	193.27 - 197.75 = -4.48	236	634	264	718
18	01/20/26	193	21	258	205	266	729	792	3628	18	201.56 - 193.27 = 8.29	266	729	287	792
19	01/27/26	201	15	206	224	135	565	610	4193	21	199.67 - 201.56 = -1.89	266	729	287	792
20	02/03/26	199	16	222	182	205	609	657	4802	24	200.08 - 199.67 = 0.42	266	729	287	792
21	02/10/26	200	16	a200	a200	a200	600	648	4802	24	200.08 - 200.08 = 0.00	266	729	287	792
22	02/17/26	200	16	170	165	182	517	565	5319	27	197.00 - 200.08 = -3.08	266	729	287	792
23	02/24/26	197	18	234	185	235	654	708	5973	30	199.10 - 197.00 = 2.10	266	729	287	792
24	03/03/26	199	16	173	239	181	593	641	6566	33	198.97 - 199.10 = -0.13	266	729	287	792
25	03/10/26	198	17	a198	a198	a198	594	645	6566	33	198.97 - 198.97 = 0.00	266	729	287	792
26	03/17/26	198	17	192	208	244	644	695	7210	36	200.28 - 198.97 = 1.31	266	729	287	792
27	03/24/26	200	0				0	0	7210	36	200.28 - 200.28 = 0.00	266	729	287	792
28	03/31/26	200	16				0	0	7210	36	200.28 - 200.28 = 0.00	266	729	287	792



<u><100</u>	<u>100's</u>	<u>125's</u>	<u>150's</u>	<u>175's</u>	<u>200's</u>	<u>225's</u>	<u>250's</u>	<u>275's</u>	<u>300's</u>
		1	6	11	11	5	2		
<u><400</u>	<u>400's</u>	<u>450's</u>	<u>500's</u>	<u>550's</u>	<u>600's</u>	<u>650's</u>	<u>700's</u>	<u>750's</u>	<u>800's</u>
			2	5	3	1	1		

Avg of Game 1	Avg of Game 2	Avg of Game 3
198.83	200.33	201.67

High game of 266 on week 18 High series of 729 on week 18 High average of 201.56 after bowling week 18
 Low game of 135 on week 19 Low series of 517 on week 22 Low average of 193.27 after bowling week 17

High Scores by Game
 Game #1: 258 on week 18 Game #2: 239 on week 24 Game #3: 266 on week 18

