

Note: This report includes information through April 28 which is Week 32 of 32

**Chris Toy's Bowling Record - Team 33: Team 33**

Week No.	Bowling Date	Old Avg	Old HDCP	HDCP			Total	HDCP Total	Pins	Gms	---Average Change---			High Game	High Sers	HDCP Game	HDCP Sers		
				-1-	-2-	-3-					New	Old	---> +/-						
1	09/02/25	bk209	8	234	174	145	553	577	553	3	184.33	-	0.00	=	184.33	234	553	242	577
2	09/09/25	bk209	8	a209	a209	a209	627	651	553	3	184.33	-	184.33	=	0.00	234	553	242	577
3	09/16/25	bk209	8	196	223	255	674	698	1227	6	204.50	-	184.33	=	20.17	255	674	263	698
4	09/23/25	bk209	8	189	218	184	591	615	1818	9	202.00	-	204.50	=	-2.50	255	674	263	698
5	09/30/25	202	14	214	236	210	660	702	2478	12	206.50	-	202.00	=	4.50	255	674	263	702
6	10/14/25	206	11	172	176	200	548	581	3026	15	201.73	-	206.50	=	-4.77	255	674	263	702
7	10/21/25	201	15	202	205	213	620	665	3646	18	202.56	-	201.73	=	0.82	255	674	263	702
8	10/28/25	202	14	138	217	225	580	622	4226	21	201.24	-	202.56	=	-1.32	255	674	263	702
9	11/04/25	201	15	203	167	212	582	627	4808	24	200.33	-	201.24	=	-0.90	255	674	263	702
10	11/11/25	200	16	150	202	161	513	561	5321	27	197.07	-	200.33	=	-3.26	255	674	263	702
11	11/18/25	199	16	278	195	204	677	725	5998	30	199.93	-	197.07	=	2.86	278	677	294	725
12	11/25/25	199	16	269	222	182	673	721	6671	33	202.15	-	199.93	=	2.22	278	677	294	725
13	12/02/25	202	14	218	193	205	616	658	7287	36	202.42	-	202.15	=	0.27	278	677	294	725
14	12/09/25	202	14	227	217	215	659	701	7946	39	203.74	-	202.42	=	1.33	278	677	294	725
15	12/16/25	203	13	185	233	218	636	675	8582	42	204.33	-	203.74	=	0.59	278	677	294	725
16	01/06/26	204	12	233	222	238	693	729	9275	45	206.11	-	204.33	=	1.78	278	693	294	729

**End of 1st split**

17	01/13/26	206	11	244	238	235	717	750	9992	48	208.17	-	206.11	=	2.06	278	717	294	750
18	01/20/26	208	9	216	245	215	676	703	10668	51	209.18	-	208.17	=	1.01	278	717	294	750
19	01/27/26	209	0				0	0	10668	51	209.18	-	209.18	=	0.00	278	717	294	750
20	02/03/26	209	0				0	0	10668	51	209.18	-	209.18	=	0.00	278	717	294	750
21	02/10/26	209	8	224	190	202	616	640	11284	54	208.96	-	209.18	=	-0.21	278	717	294	750
22	02/17/26	208	9	173	201	257	631	658	11915	57	209.04	-	208.96	=	0.07	278	717	294	750
23	02/24/26	209	8	189	214	186	589	613	12504	60	208.40	-	209.04	=	-0.64	278	717	294	750
24	03/03/26	208	9	211	216	227	654	681	13158	63	208.86	-	208.40	=	0.46	278	717	294	750
25	03/10/26	208	9	266	269	222	757	784	13915	66	210.83	-	208.86	=	1.98	278	757	294	784
26	03/17/26	210	8	185	188	220	593	617	14508	69	210.26	-	210.83	=	-0.57	278	757	294	784
27	03/24/26	210	8	216	205	236	657	681	15165	72	210.63	-	210.26	=	0.36	278	757	294	784
28	03/31/26	210	8	214	211	268	693	717	15858	75	211.44	-	210.63	=	0.82	278	757	294	784
29	04/07/26	211	7	268	190	171	629	650	16487	78	211.37	-	211.44	=	-0.07	278	757	294	784
30	04/14/26	211	7	243	213	172	628	649	17115	81	211.30	-	211.37	=	-0.08	278	757	294	784
31	04/21/26	211	7	234	204	203	641	662	17756	84	211.38	-	211.30	=	0.08	278	757	294	784
32	04/28/26	211	7	224	236	201	661	682	18417	87	211.69	-	211.38	=	0.31	278	757	294	784

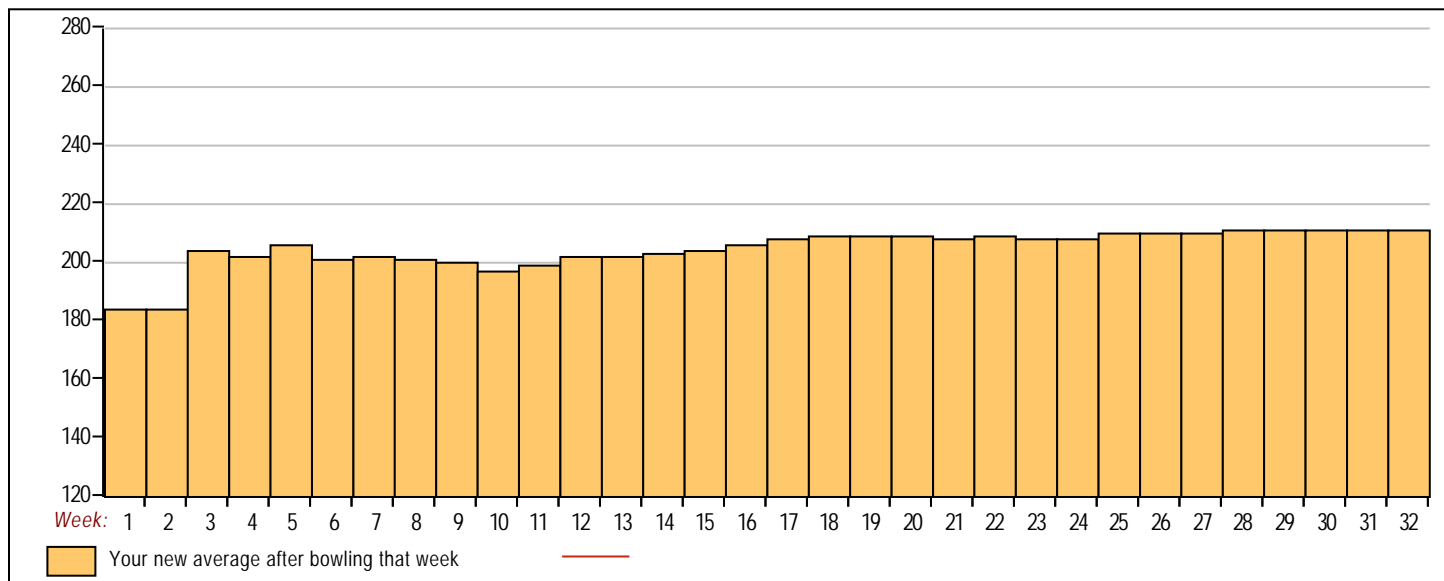
**End of 2nd split**

<u>&lt;100</u>	<u>100's</u>	<u>125's</u>	<u>150's</u>	<u>175's</u>	<u>200's</u>	<u>225's</u>	<u>250's</u>	<u>275's</u>	<u>300's</u>
		2	8	14	39	16	7	1	
<u>&lt;400</u>	<u>400's</u>	<u>450's</u>	<u>500's</u>	<u>550's</u>	<u>600's</u>	<u>650's</u>	<u>700's</u>	<u>750's</u>	<u>800's</u>
			2	6	8	11	1	1	

<u>Avg of Game 1</u>	<u>Avg of Game 2</u>	<u>Avg of Game 3</u>
214.31	211.03	209.72

High game of 278 on week 11      High series of 757 on week 25      High average of 211.69 after bowling week 32  
 Low game of 138 on week 8      Low series of 513 on week 10      Low average of 184.33 after bowling week 1

High Scores by Game  
 Game #1: 278 on week 11    Game #2: 269 on week 25    Game #3: 268 on week 28



Note: This report includes information through April 28 which is Week 32 of 32

**Thomas Toy's Bowling Record - Team 33: Team 33**

Week No.	Bowling Date	Old Avg	Old HDCP	-1-	-2-	-3-	Total	HDCP Total	Pins	Gms	---Average Change---			High Game	High Sers	HDCP Game	HDCP Sers		
											New - Old	--->	+/-						
1	09/02/25	bk190	24	184	182	179	545	617	545	3	181.67	-	0.00	=	181.67	184	545	208	617
2	09/09/25	bk190	24	225	194	155	574	646	1119	6	186.50	-	181.67	=	4.83	225	574	249	646
3	09/16/25	bk190	24	163	170	223	556	628	1675	9	186.11	-	186.50	=	-0.39	225	574	249	646
4	09/23/25	186	27	196	206	244	646	727	2321	12	193.42	-	186.11	=	7.31	244	646	271	727
5	09/30/25	193	21	169	214	163	546	609	2867	15	191.13	-	193.42	=	-2.28	244	646	271	727
6	10/14/25	191	23	185	251	187	623	692	3490	18	193.89	-	191.13	=	2.76	251	646	274	727
7	10/21/25	193	21	204	214	205	623	686	4113	21	195.86	-	193.89	=	1.97	251	646	274	727
8	10/28/25	195	20	198	210	199	607	667	4720	24	196.67	-	195.86	=	0.81	251	646	274	727
9	11/04/25	196	19	221	177	182	580	637	5300	27	196.30	-	196.67	=	-0.37	251	646	274	727
10	11/11/25	196	19	264	241	164	669	726	5969	30	198.97	-	196.30	=	2.67	264	669	283	727
11	11/18/25	198	17	189	211	162	562	613	6531	33	197.91	-	198.97	=	-1.06	264	669	283	727
12	11/25/25	197	18	244	178	137	559	613	7090	36	196.94	-	197.91	=	-0.96	264	669	283	727
13	12/02/25	196	19	234	243	222	699	756	7789	39	199.72	-	196.94	=	2.77	264	699	283	756
14	12/09/25	199	0				0	0	7789	39	199.72	-	199.72	=	0.00	264	699	283	756
15	12/16/25	199	0				0	0	7789	39	199.72	-	199.72	=	0.00	264	699	283	756
16	01/06/26	199	16	246	265	201	712	760	8501	42	202.40	-	199.72	=	2.69	265	712	283	760

**End of 1st split**

17	01/13/26	202	0				0	0	8501	42	202.40	-	202.40	=	0.00	265	712	283	760
18	01/20/26	202	0				0	0	8501	42	202.40	-	202.40	=	0.00	265	712	283	760
19	01/27/26	202	14	170	267	257	694	736	9195	45	204.33	-	202.40	=	1.93	267	712	283	760
20	02/03/26	204	0				0	0	9195	45	204.33	-	204.33	=	0.00	267	712	283	760
21	02/10/26	204	0				0	0	9195	45	204.33	-	204.33	=	0.00	267	712	283	760
22	02/17/26	204	0				0	0	9195	45	204.33	-	204.33	=	0.00	267	712	283	760
23	02/24/26	204	0				0	0	9195	45	204.33	-	204.33	=	0.00	267	712	283	760
24	03/03/26	204	0				0	0	9195	45	204.33	-	204.33	=	0.00	267	712	283	760
25	03/10/26	204	12	290	232	268	790	826	9985	48	208.02	-	204.33	=	3.69	290	790	302	826
26	03/17/26	208	9	222	178	210	610	637	10595	51	207.75	-	208.02	=	-0.28	290	790	302	826
27	03/24/26	207	10	242	182	177	601	631	11196	54	207.33	-	207.75	=	-0.41	290	790	302	826
28	03/31/26	207	10	267	192	255	714	744	11910	57	208.95	-	207.33	=	1.61	290	790	302	826
29	04/07/26	208	9	266	204	207	677	704	12587	60	209.78	-	208.95	=	0.84	290	790	302	826
30	04/14/26	209	8	159	198	198	555	579	13142	63	208.60	-	209.78	=	-1.18	290	790	302	826
31	04/21/26	208	0				0	0	13142	63	208.60	-	208.60	=	0.00	290	790	302	826
32	04/28/26	208	9	204	224	146	574	601	13716	66	207.82	-	208.60	=	-0.78	290	790	302	826

**End of 2nd split**

<u>&lt;100</u>	<u>100's</u>	<u>125's</u>	<u>150's</u>	<u>175's</u>	<u>200's</u>	<u>225's</u>	<u>250's</u>	<u>275's</u>	<u>300's</u>
		2	9	19	17	9	9	1	
<u>&lt;400</u>	<u>400's</u>	<u>450's</u>	<u>500's</u>	<u>550's</u>	<u>600's</u>	<u>650's</u>	<u>700's</u>	<u>750's</u>	<u>800's</u>
			2	7	6	4	2	1	

<u>Avg of Game 1</u>	<u>Avg of Game 2</u>	<u>Avg of Game 3</u>
215.55	210.59	197.32

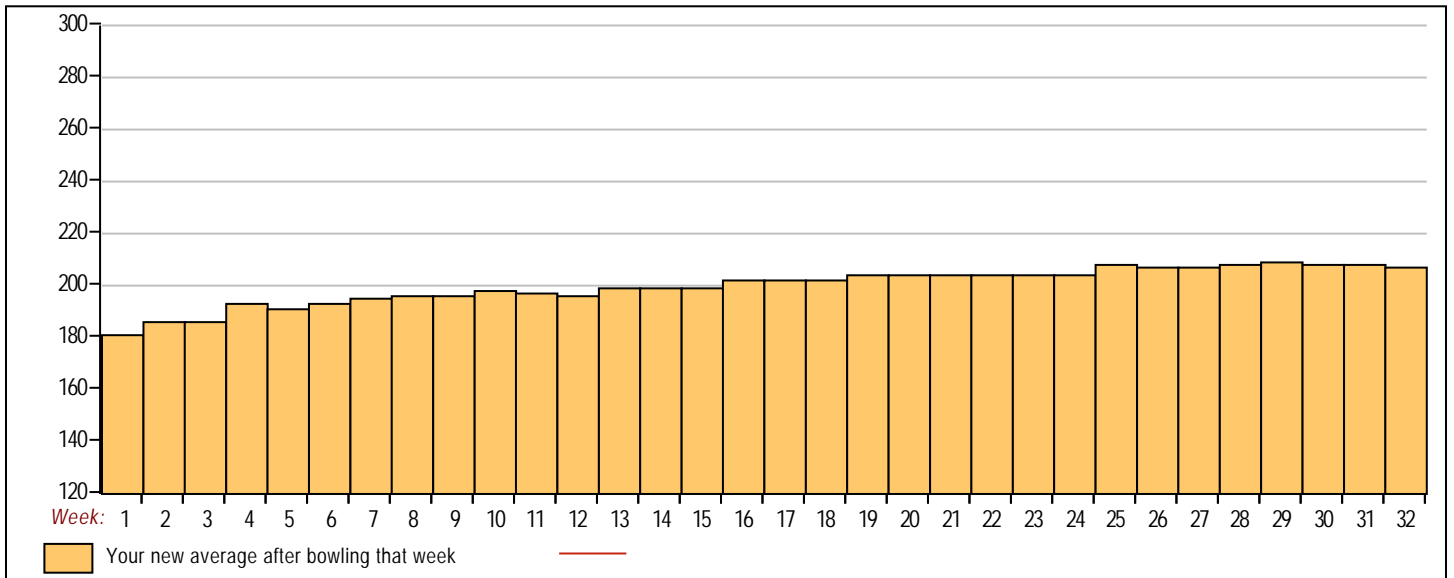
High game of 290 on week 25  
Low game of 137 on week 12

High series of 790 on week 25  
Low series of 545 on week 1

High average of 209.78 after bowling week 29  
Low average of 181.67 after bowling week 1

High Scores by Game

Game #1: 290 on week 25 Game #2: 267 on week 19 Game #3: 268 on week 25



Note: This report includes information through April 28 which is Week 32 of 32

**Frank Toy's Bowling Record - Team 33: Team 33**

Week No.	Bowling Date	Old Avg	Old HDCP	-			Total	HDCP Total	Pins	Gms	---Average Change---			High Game	High Sers	HDCP Game	HDCP Sers
				-1-	-2-	-3-					New - Old	---> +/-					
1	09/02/25	bk206	11	188	195	179	562	595	562	3	187.33	- 0.00	= 187.33	195	562	206	595
2	09/09/25	bk206	11	185	180	237	602	635	1164	6	194.00	- 187.33	= 6.67	237	602	248	635
3	09/16/25	bk206	11	226	227	173	626	659	1790	9	198.89	- 194.00	= 4.89	237	626	248	659
4	09/23/25	198	17	194	230	255	679	730	2469	12	205.75	- 198.89	= 6.86	255	679	272	730
5	09/30/25	205	12	238	216	253	707	743	3176	15	211.73	- 205.75	= 5.98	255	707	272	743
6	10/14/25	211	7	216	173	224	613	634	3789	18	210.50	- 211.73	= -1.23	255	707	272	743
7	10/21/25	210	8	201	224	172	597	621	4386	21	208.86	- 210.50	= -1.64	255	707	272	743
8	10/28/25	208	9	195	205	212	612	639	4998	24	208.25	- 208.86	= -0.61	255	707	272	743
9	11/04/25	208	9	258	217	213	688	715	5686	27	210.59	- 208.25	= 2.34	258	707	272	743
10	11/11/25	210	8	234	254	226	714	738	6400	30	213.33	- 210.59	= 2.74	258	714	272	743
11	11/18/25	213	5	216	225	193	634	649	7034	33	213.15	- 213.33	= -0.18	258	714	272	743
12	11/25/25	213	5	193	180	188	561	576	7595	36	210.97	- 213.15	= -2.18	258	714	272	743
13	12/02/25	210	8	204	190	191	585	609	8180	39	209.74	- 210.97	= -1.23	258	714	272	743
14	12/09/25	209	8	249	196	193	638	662	8818	42	209.95	- 209.74	= 0.21	258	714	272	743
15	12/16/25	209	8	181	235	207	623	647	9441	45	209.80	- 209.95	= -0.15	258	714	272	743
16	01/06/26	209	8	212	237	213	662	686	10103	48	210.48	- 209.80	= 0.68	258	714	272	743

**End of 1st split**

17	01/13/26	210	0				0	0	10103	48	210.48	- 210.48	= 0.00	258	714	272	743
18	01/20/26	210	8	201	273	206	680	704	10783	51	211.43	- 210.48	= 0.95	273	714	281	743
19	01/27/26	211	0				0	0	10783	51	211.43	- 211.43	= 0.00	273	714	281	743
20	02/03/26	211	7	247	216	205	668	689	11451	54	212.06	- 211.43	= 0.62	273	714	281	743
21	02/10/26	212	6	201	203	266	670	688	12121	57	212.65	- 212.06	= 0.59	273	714	281	743
22	02/17/26	212	0				0	0	12121	57	212.65	- 212.65	= 0.00	273	714	281	743
23	02/24/26	212	0				0	0	12121	57	212.65	- 212.65	= 0.00	273	714	281	743
24	03/03/26	212	6	205	268	226	699	717	12820	60	213.67	- 212.65	= 1.02	273	714	281	743
25	03/10/26	213	5	220	200	179	599	614	13419	63	213.00	- 213.67	= -0.67	273	714	281	743
26	03/17/26	213	5	240	184	217	641	656	14060	66	213.03	- 213.00	= 0.03	273	714	281	743
27	03/24/26	213	0				0	0	14060	66	213.03	- 213.03	= 0.00	273	714	281	743
28	03/31/26	213	5	157	257	181	595	610	14655	69	212.39	- 213.03	= -0.64	273	714	281	743
29	04/07/26	212	6	218	178	232	628	646	15283	72	212.26	- 212.39	= -0.13	273	714	281	743
30	04/14/26	212	6	201	203	253	657	675	15940	75	212.53	- 212.26	= 0.27	273	714	281	743
31	04/21/26	212	6	256	185	254	695	713	16635	78	213.27	- 212.53	= 0.74	273	714	281	743
32	04/28/26	213	5	224	258	221	703	718	17338	81	214.05	- 213.27	= 0.78	273	714	281	743

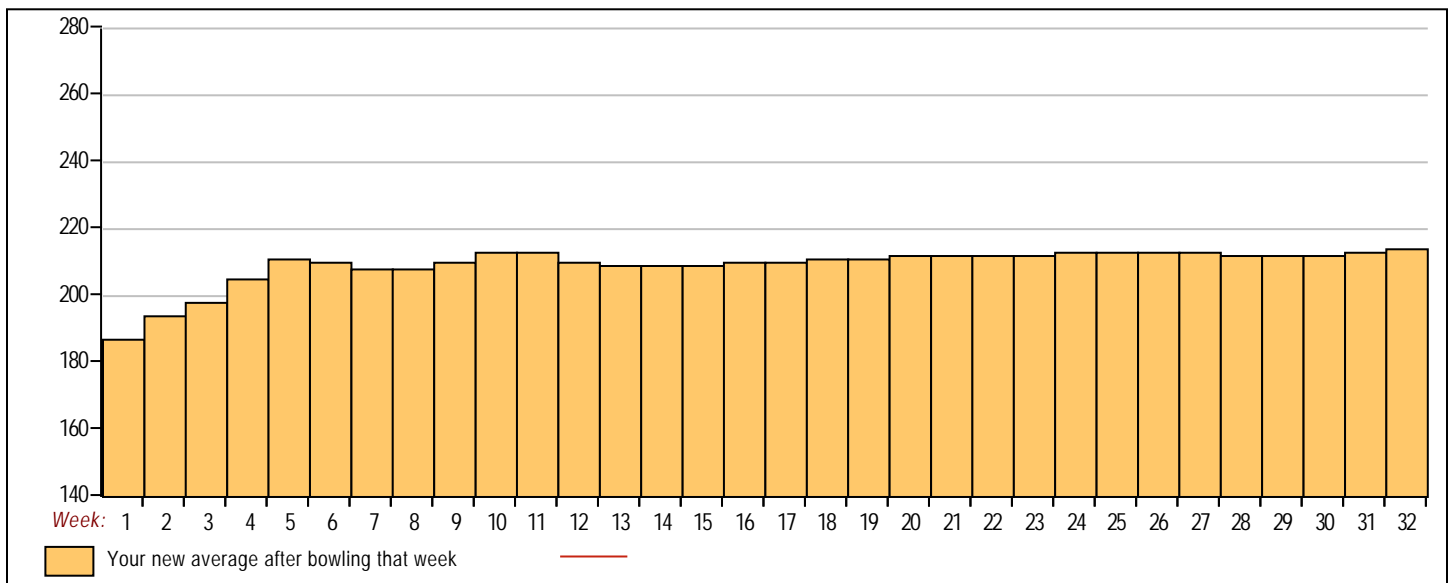
**End of 2nd split**

<u>&lt;100</u>	<u>100's</u>	<u>125's</u>	<u>150's</u>	<u>175's</u>	<u>200's</u>	<u>225's</u>	<u>250's</u>	<u>275's</u>	<u>300's</u>
			4	21	29	15	12		
<u>&lt;400</u>	<u>400's</u>	<u>450's</u>	<u>500's</u>	<u>550's</u>	<u>600's</u>	<u>650's</u>	<u>700's</u>	<u>750's</u>	<u>800's</u>
				6	9	9	3		

<u>Avg of Game 1</u>	<u>Avg of Game 2</u>	<u>Avg of Game 3</u>
213.33	215.15	213.67

High game of 273 on week 18      High series of 714 on week 10      High average of 214.05 after bowling week 32  
 Low game of 157 on week 28      Low series of 561 on week 12      Low average of 187.33 after bowling week 1

High Scores by Game  
 Game #1: 258 on week 9    Game #2: 273 on week 18    Game #3: 266 on week 21



Note: This report includes information through April 28 which is Week 32 of 32

**Robert Mak's Bowling Record - Team 33: Team 33**

Week No.	Bowling Date	Old Avg	Old HDCP	-1-	-2-	-3-	Total	HDCP Total	Pins	Gms	---Average Change---			High Game	High Sers	HDCP Game	HDCP Sers		
											New	Old	---> +/-						
6	10/14/25	0	0				0	0	0	0	-	0.00	=	0.00	0	0			
7	10/21/25	0	0				0	0	0	0	-	0.00	=	0.00	0	0			
8	10/28/25	188	25	177	202	186	565	640	565	3	188.33	-	0.00	=	188.33	202	565		
9	11/04/25	188	0				0	0	565	3	188.33	-	188.33	=	0.00	202	565		
10	11/11/25	188	0				0	0	565	3	188.33	-	188.33	=	0.00	202	565		
11	11/18/25	188	0				0	0	565	3	188.33	-	188.33	=	0.00	202	565		
12	11/25/25	188	0				0	0	565	3	188.33	-	188.33	=	0.00	202	565		
13	12/02/25	188	0				0	0	565	3	188.33	-	188.33	=	0.00	202	565		
14	12/09/25	194	20	184	202	213	599	659	1164	6	194.00	-	188.33	=	5.67	213	599		
15	12/16/25	184	28	166	158	170	494	578	1658	9	184.22	-	194.00	=	-9.78	213	599		
16	01/06/26	184	0				0	0	1658	9	184.22	-	184.22	=	0.00	213	599		

**End of 1st split**

17	01/13/26	184	28	182	234	199	615	699	2273	12	189.42	-	184.22	=	5.19	234	615	262	699
18	01/20/26	189	0				0	0	2273	12	189.42	-	189.42	=	0.00	234	615	262	699
19	01/27/26	189	24	159	202	202	563	635	2836	15	189.07	-	189.42	=	-0.35	234	615	262	699
20	02/03/26	189	24	137	222	211	570	642	3406	18	189.22	-	189.07	=	0.16	234	615	262	699
21	02/10/26	189	24	220	201	174	595	667	4001	21	190.52	-	189.22	=	1.30	234	615	262	699
22	02/17/26	190	24	227	203	212	642	714	4643	24	193.46	-	190.52	=	2.93	234	642	262	714
23	02/24/26	193	21	179	235	176	590	653	5233	27	193.81	-	193.46	=	0.36	235	642	262	714
24	03/03/26	193	21	167	200	213	580	643	5813	30	193.77	-	193.81	=	-0.05	235	642	262	714
25	03/10/26	193	0				0	0	5813	30	193.77	-	193.77	=	0.00	235	642	262	714
26	03/17/26	193	0				0	0	5813	30	193.77	-	193.77	=	0.00	235	642	262	714
27	03/24/26	193	21	165	182	175	522	585	6335	33	191.97	-	193.77	=	-1.80	235	642	262	714
28	03/31/26	191	0				0	0	6335	33	191.97	-	191.97	=	0.00	235	642	262	714
29	04/07/26	191	0				0	0	6335	33	191.97	-	191.97	=	0.00	235	642	262	714
30	04/14/26	191	0				0	0	6335	33	191.97	-	191.97	=	0.00	235	642	262	714
31	04/21/26	191	23	191	157	215	563	632	6898	36	191.61	-	191.97	=	-0.36	235	642	262	714
32	04/28/26	191	23				0	0	6898	36	191.61	-	191.61	=	0.00	235	642	262	714

**End of 2nd split**

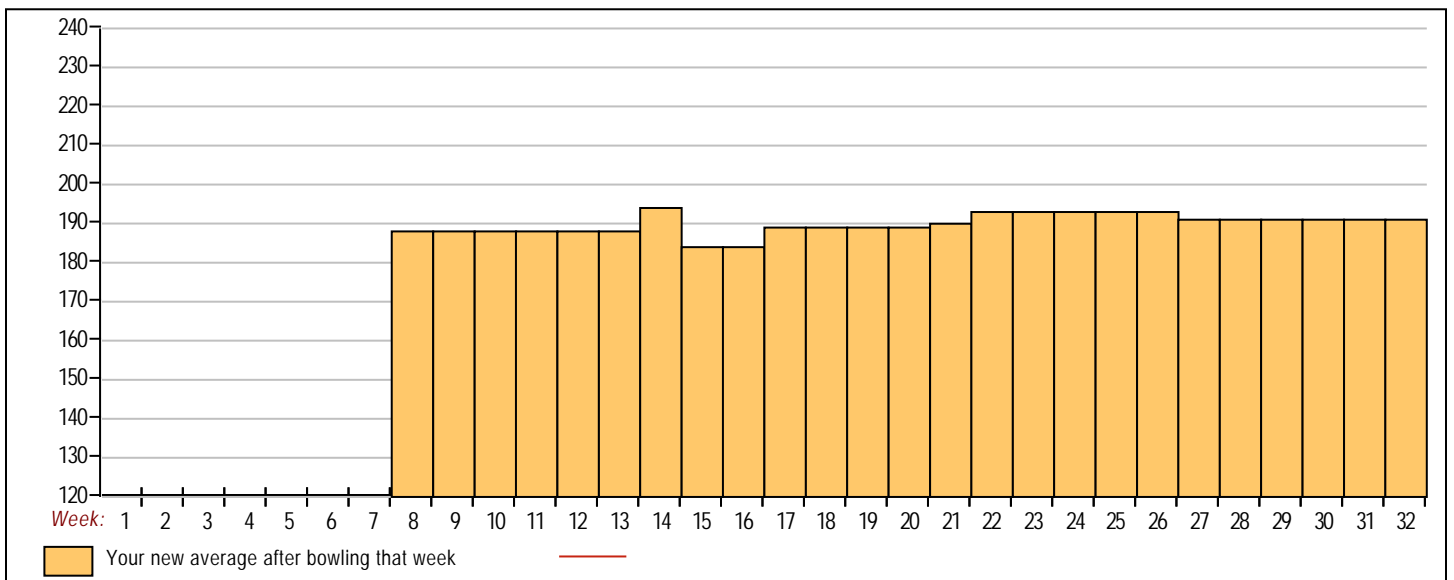
<u>&lt;100</u>	<u>100's</u>	<u>125's</u>	<u>150's</u>	<u>175's</u>	<u>200's</u>	<u>225's</u>	<u>250's</u>	<u>275's</u>	<u>300's</u>
		1	8	10	14	3			
<u>&lt;400</u>	<u>400's</u>	<u>450's</u>	<u>500's</u>	<u>550's</u>	<u>600's</u>	<u>650's</u>	<u>700's</u>	<u>750's</u>	<u>800's</u>
		1	1	8	2				

Avg of Game 1	Avg of Game 2	Avg of Game 3
179.50	199.83	195.50

High game of 235 on week 23      High series of 642 on week 22      High average of 194.00 after bowling week 14  
 Low game of 137 on week 20      Low series of 494 on week 15      Low average of 184.22 after bowling week 15

High Scores by Game

Game #1: 227 on week 22    Game #2: 235 on week 23    Game #3: 215 on week 31



Note: This report includes information through April 28 which is Week 32 of 32

**Ming Chen's Bowling Record - Team 33: Team 33**

Week No.	Bowling Date	Old Avg	Old HDCP	-1-	-2-	-3-	Total	HDCP Total	Pins	Gms	---Average Change---			High Game	High Sers	HDCP Game	HDCP Sers	
											New	Old	---> +/-					
1	09/02/25	bk195	0				0	0	0	0	-	0.00	=	0.00	0	0		
2	09/09/25	bk195	0				0	0	0	0	-	0.00	=	0.00	0	0		
3	09/16/25	bk195	0				0	0	0	0	-	0.00	=	0.00	0	0		
4	09/23/25	bk195	0				0	0	0	0	-	0.00	=	0.00	0	0		
5	09/30/25	bk195	0				0	0	0	0	-	0.00	=	0.00	0	0		
6	10/14/25	bk195	0				0	0	0	0	-	0.00	=	0.00	0	0		
7	10/21/25	bk195	0				0	0	0	0	-	0.00	=	0.00	0	0		
8	10/28/25	bk195	0				0	0	0	0	-	0.00	=	0.00	0	0		
9	11/04/25	bk195	0				0	0	0	0	-	0.00	=	0.00	0	0		
10	11/11/25	bk195	0				0	0	0	0	-	0.00	=	0.00	0	0		
11	11/18/25	bk195	0				0	0	0	0	-	0.00	=	0.00	0	0		
12	11/25/25	bk195	0				0	0	0	0	-	0.00	=	0.00	0	0		
13	12/02/25	bk195	0				0	0	0	0	-	0.00	=	0.00	0	0		
14	12/09/25	bk195	0				0	0	0	0	-	0.00	=	0.00	0	0		
15	12/16/25	bk195	0				0	0	0	0	-	0.00	=	0.00	0	0		
16	01/06/26	bk195	0				0	0	0	0	-	0.00	=	0.00	0	0		

**End of 1st split**

17	01/13/26	bk195	20	194	221	154	569	629	569	3	189.67	-	0.00	=	189.67	221	569	241	629
18	01/20/26	bk195	20	204	185	163	552	612	1121	6	186.83	-	189.67	=	-2.83	221	569	241	629
19	01/27/26	bk195	20	215	224	213	652	712	1773	9	197.00	-	186.83	=	10.17	224	652	244	712
20	02/03/26	197	18	185	195	182	562	616	2335	12	194.58	-	197.00	=	-2.42	224	652	244	712
21	02/10/26	194	0				0	0	2335	12	194.58	-	194.58	=	0.00	224	652	244	712
22	02/17/26	194	20	197	205	162	564	624	2899	15	193.27	-	194.58	=	-1.32	224	652	244	712
23	02/24/26	193	21	191	249	221	661	724	3560	18	197.78	-	193.27	=	4.51	249	661	270	724
24	03/03/26	197	0				0	0	3560	18	197.78	-	197.78	=	0.00	249	661	270	724
25	03/10/26	197	0				0	0	3560	18	197.78	-	197.78	=	0.00	249	661	270	724
26	03/17/26	197	0				0	0	3560	18	197.78	-	197.78	=	0.00	249	661	270	724
27	03/24/26	197	0				0	0	3560	18	197.78	-	197.78	=	0.00	249	661	270	724
28	03/31/26	197	0				0	0	3560	18	197.78	-	197.78	=	0.00	249	661	270	724
29	04/07/26	197	0				0	0	3560	18	197.78	-	197.78	=	0.00	249	661	270	724
30	04/14/26	197	0				0	0	3560	18	197.78	-	197.78	=	0.00	249	661	270	724
31	04/21/26	197	0				0	0	3560	18	197.78	-	197.78	=	0.00	249	661	270	724
32	04/28/26	197	18				0	0	3560	18	197.78	-	197.78	=	0.00	249	661	270	724

**End of 2nd split**

<u>&lt;100</u>	<u>100's</u>	<u>125's</u>	<u>150's</u>	<u>175's</u>	<u>200's</u>	<u>225's</u>	<u>250's</u>	<u>275's</u>	<u>300's</u>
			3	7	7	1			
<u>&lt;400</u>	<u>400's</u>	<u>450's</u>	<u>500's</u>	<u>550's</u>	<u>600's</u>	<u>650's</u>	<u>700's</u>	<u>750's</u>	<u>800's</u>
				4		2			

<u>Avg of Game 1</u>	<u>Avg of Game 2</u>	<u>Avg of Game 3</u>
197.67	213.17	182.50

High game of 249 on week 23      High series of 661 on week 23      High average of 197.78 after bowling week 23  
 Low game of 154 on week 17      Low series of 552 on week 18      Low average of 186.83 after bowling week 18

High Scores by Game  
 Game #1: 215 on week 19    Game #2: 249 on week 23    Game #3: 221 on week 23

