

Note: This report includes information through April 21 which is Week 31 of 32

Nelson Tu's Bowling Record - Team 32: Tu Bros

Week No.	Bowling Date	Old Avg	Old HDCP	-1-	-2-	-3-	Total	HDCP Total	Pins	Gms	---Average Change---			High Game	High Sers	HDCP Game	HDCP Sers		
											New	Old	---> +/-						
1	09/02/25	bk142	62	169	221	156	546	732	546	3	182.00	-	0.00	=	182.00	221	546	283	732
2	09/09/25	bk142	62	190	81	127	398	584	944	6	157.33	-	182.00	=	-24.67	221	546	283	732
3	09/16/25	bk142	62	137	157	164	458	644	1402	9	155.78	-	157.33	=	-1.56	221	546	283	732
4	09/23/25	155	52	169	162	164	495	651	1897	12	158.08	-	155.78	=	2.31	221	546	283	732
5	09/30/25	158	49	168	153	232	553	700	2450	15	163.33	-	158.08	=	5.25	232	553	283	732
6	10/14/25	163	45	154	148	114	416	551	2866	18	159.22	-	163.33	=	-4.11	232	553	283	732
7	10/21/25	159	48	185	163	231	579	723	3445	21	164.05	-	159.22	=	4.83	232	579	283	732
8	10/28/25	164	44	135	166	153	454	586	3899	24	162.46	-	164.05	=	-1.59	232	579	283	732
9	11/04/25	162	46	172	144	183	499	637	4398	27	162.89	-	162.46	=	0.43	232	579	283	732
10	11/11/25	162	46	144	126	181	451	589	4849	30	161.63	-	162.89	=	-1.26	232	579	283	732
11	11/18/25	161	47	146	136	186	468	609	5317	33	161.12	-	161.63	=	-0.51	232	579	283	732
12	11/25/25	161	47	115	120	129	364	505	5681	36	157.81	-	161.12	=	-3.32	232	579	283	732
13	12/02/25	157	50	129	89	109	327	477	6008	39	154.05	-	157.81	=	-3.75	232	579	283	732
14	12/09/25	154	52	190	147	125	462	618	6470	42	154.05	-	154.05	=	0.00	232	579	283	732
15	12/16/25	154	52	153	153	169	475	631	6945	45	154.33	-	154.05	=	0.29	232	579	283	732
16	01/06/26	154	52	159	178	182	519	675	7464	48	155.50	-	154.33	=	1.17	232	579	283	732

End of 1st split

17	01/13/26	155	52	136	169	144	449	605	7913	51	155.16	-	155.50	=	-0.34	232	579	283	732
18	01/20/26	155	52	127	183	147	457	613	8370	54	155.00	-	155.16	=	-0.16	232	579	283	732
19	01/27/26	155	52	100	124	138	362	518	8732	57	153.19	-	155.00	=	-1.81	232	579	283	732
20	02/03/26	153	53	126	137	126	389	548	9121	60	152.02	-	153.19	=	-1.18	232	579	283	732
21	02/10/26	152	54	118	134	172	424	586	9545	63	151.51	-	152.02	=	-0.51	232	579	283	732
22	02/17/26	151	55	168	135	148	451	616	9996	66	151.45	-	151.51	=	-0.05	232	579	283	732
23	02/24/26	151	55	154	128	144	426	591	10422	69	151.04	-	151.45	=	-0.41	232	579	283	732
24	03/03/26	151	55	104	125	134	363	528	10785	72	149.79	-	151.04	=	-1.25	232	579	283	732
25	03/10/26	149	56	138	140	108	386	554	11171	75	148.95	-	149.79	=	-0.84	232	579	283	732
26	03/17/26	148	57	204	145	173	522	693	11693	78	149.91	-	148.95	=	0.96	232	579	283	732
27	03/24/26	149	56	125	177	128	430	598	12123	81	149.67	-	149.91	=	-0.24	232	579	283	732
28	03/31/26	149	56	133	151	170	454	622	12577	84	149.73	-	149.67	=	0.06	232	579	283	732
29	04/07/26	149	56	140	120	104	364	532	12941	87	148.75	-	149.73	=	-0.98	232	579	283	732
30	04/14/26	148	57	180	140	144	464	635	13405	90	148.94	-	148.75	=	0.20	232	579	283	732
31	04/21/26	148	57	173	147	127	447	618	13852	93	148.95	-	148.94	=	0.00	232	579	283	732

<u><100</u>	<u>100's</u>	<u>125's</u>	<u>150's</u>	<u>175's</u>	<u>200's</u>	<u>225's</u>	<u>250's</u>	<u>275's</u>	<u>300's</u>
2	11	39	26	11	2	2			
<u><400</u>	<u>400's</u>	<u>450's</u>	<u>500's</u>	<u>550's</u>	<u>600's</u>	<u>650's</u>	<u>700's</u>	<u>750's</u>	<u>800's</u>
8	6	12	3	2					

<u>Avg of Game 1</u>	<u>Avg of Game 2</u>	<u>Avg of Game 3</u>
149.71	145.13	152.00

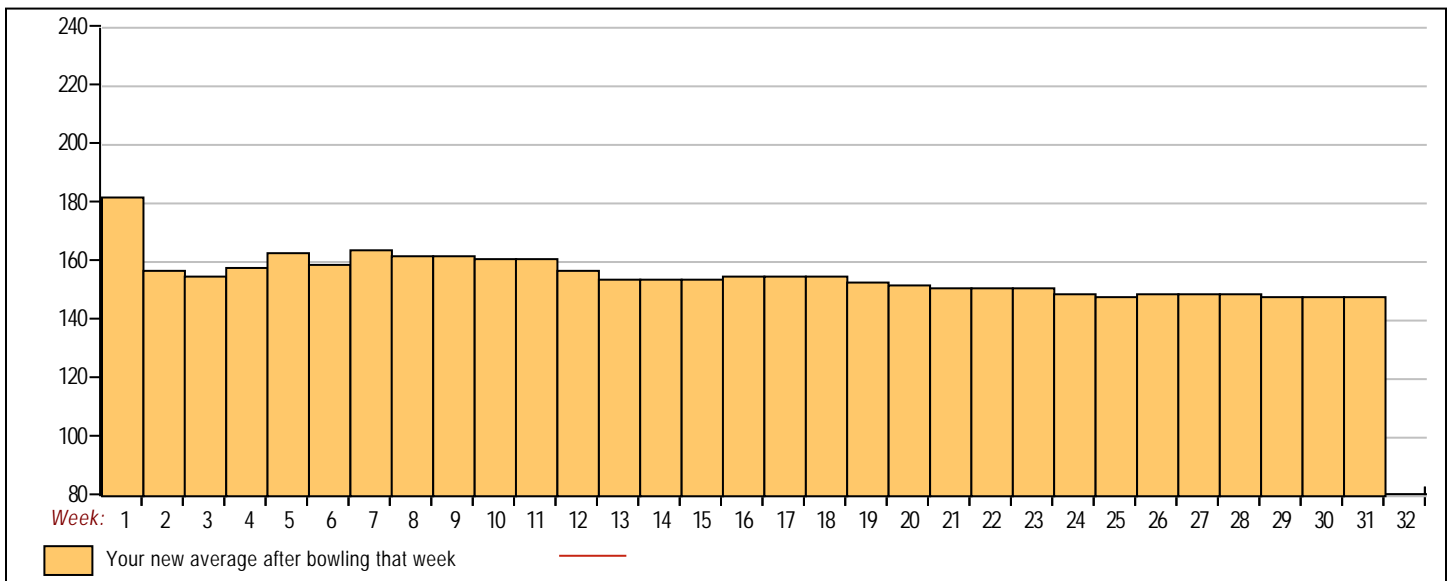
High game of 232 on week 5
Low game of 81 on week 2

High series of 579 on week 7
Low series of 327 on week 13

High average of 182.00 after bowling week 1
Low average of 148.75 after bowling week 29

High Scores by Game

Game #1: 204 on week 26 Game #2: 221 on week 1 Game #3: 232 on week 5



Note: This report includes information through April 21 which is Week 31 of 32

Richard Hernandez's Bowling Record - Team 32: Tu Bros

Week No.	Bowling Date	Old Avg	Old HDCP	-1-	-2-	-3-	Total	HDCP		---Average Change---		High Game	High Sers	HDCP Game	HDCP Sers
								Total	Pins	Gms	New - Old				
1	09/02/25	0	0				0	0	0	0	- 0.00 = 0.00	0	0		
2	09/09/25	0	0				0	0	0	0	- 0.00 = 0.00	0	0		
3	09/16/25	0	0				0	0	0	0	- 0.00 = 0.00	0	0		
4	09/23/25	0	0				0	0	0	0	- 0.00 = 0.00	0	0		
5	09/30/25	0	0				0	0	0	0	- 0.00 = 0.00	0	0		
6	10/14/25	0	0				0	0	0	0	- 0.00 = 0.00	0	0		
7	10/21/25	0	0				0	0	0	0	- 0.00 = 0.00	0	0		
8	10/28/25	0	0				0	0	0	0	- 0.00 = 0.00	0	0		
9	11/04/25	0	0				0	0	0	0	- 0.00 = 0.00	0	0		
10	11/11/25	0	0				0	0	0	0	- 0.00 = 0.00	0	0		
11	11/18/25	0	0				0	0	0	0	- 0.00 = 0.00	0	0		
12	11/25/25	0	0				0	0	0	0	- 0.00 = 0.00	0	0		
13	12/02/25	128	73	134	137	114	385	604	385	3	128.33 - 0.00 = 128.33	137	385		
14	12/09/25	128	0				0	0	385	3	128.33 - 128.33 = 0.00	137	385		
15	12/16/25	128	0				0	0	385	3	128.33 - 128.33 = 0.00	137	385		
16	01/06/26	128	0				0	0	385	3	128.33 - 128.33 = 0.00	137	385		

End of 1st split

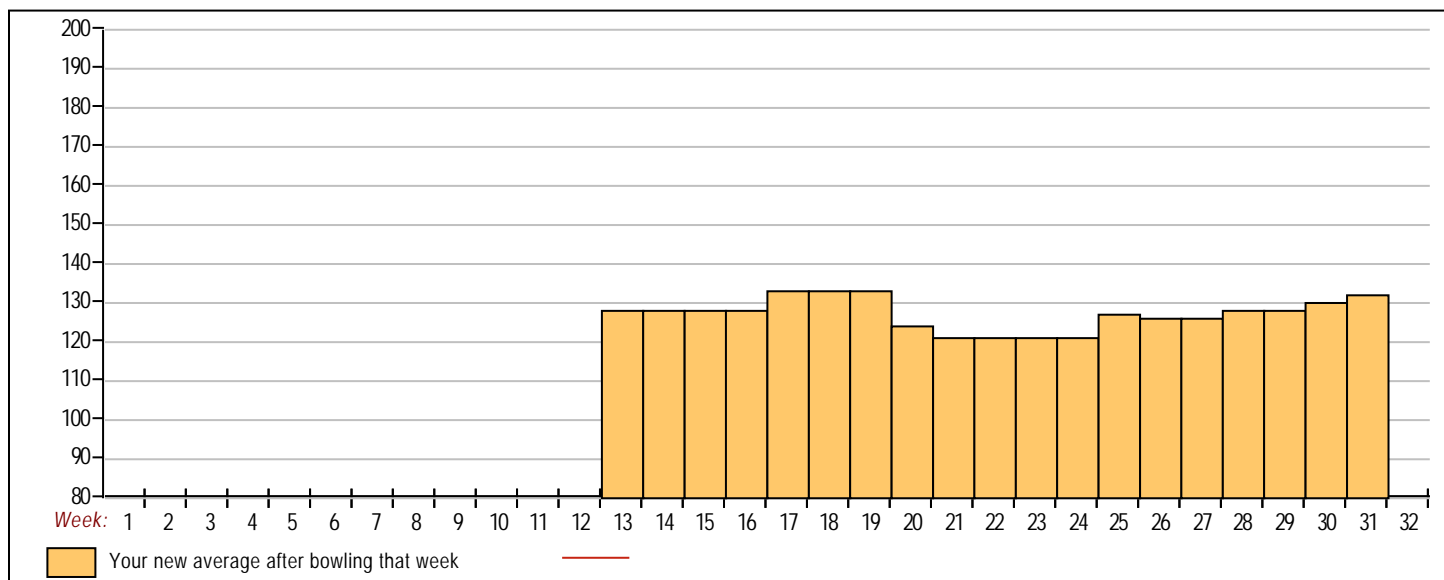
17	01/13/26	133	69	128	157	129	414	621	799	6	133.17 - 128.33 = 4.83	157	414		
18	01/20/26	133	0				0	0	799	6	133.17 - 133.17 = 0.00	157	414		
19	01/27/26	133	0				0	0	799	6	133.17 - 133.17 = 0.00	157	414		
20	02/03/26	124	76	120	89	116	325	553	1124	9	124.89 - 133.17 = -8.28	157	414		
21	02/10/26	124	76	102	101	128	331	559	1455	12	121.25 - 124.89 = -3.64	157	414	204	559
22	02/17/26	121	79	124	137	113	374	611	1829	15	121.93 - 121.25 = 0.68	157	414	216	611
23	02/24/26	121	79	115	136	106	357	594	2186	18	121.44 - 121.93 = -0.49	157	414	216	611
24	03/03/26	121	79	138	124	109	371	608	2557	21	121.76 - 121.44 = 0.32	157	414	217	611
25	03/10/26	121	79	168	164	176	508	745	3065	24	127.71 - 121.76 = 5.95	176	508	255	745
26	03/17/26	127	74	83	129	149	361	583	3426	27	126.89 - 127.71 = -0.82	176	508	255	745
27	03/24/26	126	0				0	0	3426	27	126.89 - 126.89 = 0.00	176	508	255	745
28	03/31/26	126	75	118	190	125	433	658	3859	30	128.63 - 126.89 = 1.74	190	508	265	745
29	04/07/26	128	73	156	126	107	389	608	4248	33	128.73 - 128.63 = 0.09	190	508	265	745
30	04/14/26	128	73	138	153	167	458	677	4706	36	130.72 - 128.73 = 1.99	190	508	265	745
31	04/21/26	130	72	165	130	158	453	669	5159	39	132.28 - 130.72 = 1.56	190	508	265	745

<u><100</u>	<u>100's</u>	<u>125's</u>	<u>150's</u>	<u>175's</u>	<u>200's</u>	<u>225's</u>	<u>250's</u>	<u>275's</u>	<u>300's</u>
2	13	14	8	2					
<u><400</u>	<u>400's</u>	<u>450's</u>	<u>500's</u>	<u>550's</u>	<u>600's</u>	<u>650's</u>	<u>700's</u>	<u>750's</u>	<u>800's</u>
8	2	2	1						

Avg of Game 1 Avg of Game 2 Avg of Game 3
129.92 136.38 130.54

High game of 190 on week 28 High series of 508 on week 25 High average of 133.17 after bowling week 17
Low game of 83 on week 26 Low series of 325 on week 20 Low average of 121.25 after bowling week 21

High Scores by Game
Game #1: 168 on week 25 Game #2: 190 on week 28 Game #3: 176 on week 25



Note: This report includes information through April 21 which is Week 31 of 32

John Tu's Bowling Record - Team 32: Tu Bros

Week No.	Bowling Date	Old Avg	Old HDCP	-1-	-2-	-3-	Total	HDCP Total	Pins	Gms	---Average Change---			High Game	High Sers	HDCP Game	HDCP Sers		
											New	Old	---> +/-						
1	09/02/25	bk183	29	172	225	210	607	694	607	3	202.33	-	0.00	=	202.33	225	607	254	694
2	09/09/25	bk183	29	183	196	211	590	677	1197	6	199.50	-	202.33	=	-2.83	225	607	254	694
3	09/16/25	bk183	29	164	198	186	548	635	1745	9	193.89	-	199.50	=	-5.61	225	607	254	694
4	09/23/25	193	21	186	171	197	554	617	2299	12	191.58	-	193.89	=	-2.31	225	607	254	694
5	09/30/25	191	23	202	191	207	600	669	2899	15	193.27	-	191.58	=	1.68	225	607	254	694
6	10/14/25	193	21	214	199	199	612	675	3511	18	195.06	-	193.27	=	1.79	225	612	254	694
7	10/21/25	195	20	244	144	209	597	657	4108	21	195.62	-	195.06	=	0.56	244	612	264	694
8	10/28/25	195	20	187	135	144	466	526	4574	24	190.58	-	195.62	=	-5.04	244	612	264	694
9	11/04/25	190	24	193	189	193	575	647	5149	27	190.70	-	190.58	=	0.12	244	612	264	694
10	11/11/25	190	24	159	208	183	550	622	5699	30	189.97	-	190.70	=	-0.74	244	612	264	694
11	11/18/25	189	24	188	169	148	505	577	6204	33	188.00	-	189.97	=	-1.97	244	612	264	694
12	11/25/25	188	25	184	191	155	530	605	6734	36	187.06	-	188.00	=	-0.94	244	612	264	694
13	12/02/25	187	0				0	0	6734	36	187.06	-	187.06	=	0.00	244	612	264	694
14	12/09/25	187	26	149	182	152	483	561	7217	39	185.05	-	187.06	=	-2.00	244	612	264	694
15	12/16/25	185	28	143	192	231	566	650	7783	42	185.31	-	185.05	=	0.26	244	612	264	694
16	01/06/26	185	28	165	210	159	534	618	8317	45	184.82	-	185.31	=	-0.49	244	612	264	694

End of 1st split

17	01/13/26	184	0				0	0	8317	45	184.82	-	184.82	=	0.00	244	612	264	694
18	01/20/26	184	28	160	141	219	520	604	8837	48	184.10	-	184.82	=	-0.72	244	612	264	694
19	01/27/26	184	28	144	150	174	468	552	9305	51	182.45	-	184.10	=	-1.65	244	612	264	694
20	02/03/26	182	30	141	168	208	517	607	9822	54	181.89	-	182.45	=	-0.56	244	612	264	694
21	02/10/26	181	31	167	265	244	676	769	10498	57	184.18	-	181.89	=	2.29	265	676	296	769
22	02/17/26	184	28	195	205	193	593	677	11091	60	184.85	-	184.18	=	0.67	265	676	296	769
23	02/24/26	184	28	193	176	171	540	624	11631	63	184.62	-	184.85	=	-0.23	265	676	296	769
24	03/03/26	184	28	147	130	164	441	525	12072	66	182.91	-	184.62	=	-1.71	265	676	296	769
25	03/10/26	182	30	207	208	212	627	717	12699	69	184.04	-	182.91	=	1.13	265	676	296	769
26	03/17/26	184	28	177	265	226	668	752	13367	72	185.65	-	184.04	=	1.61	265	676	296	769
27	03/24/26	185	28	214	236	195	645	729	14012	75	186.83	-	185.65	=	1.17	265	676	296	769
28	03/31/26	186	27	174	191	179	544	625	14556	78	186.62	-	186.83	=	-0.21	265	676	296	769
29	04/07/26	186	27	258	215	177	650	731	15206	81	187.73	-	186.62	=	1.11	265	676	296	769
30	04/14/26	187	26	231	190	209	630	708	15836	84	188.52	-	187.73	=	0.80	265	676	296	769
31	04/21/26	188	25	144	186	194	524	599	16360	87	188.05	-	188.52	=	-0.48	265	676	296	769

<100	100's	125's	150's	175's	200's	225's	250's	275's	300's
		12	17	31	17	7	3		
<400	400's	450's	500's	550's	600's	650's	700's	750's	800's
	1	3	9	7	6	3			

Avg of Game 1	Avg of Game 2	Avg of Game 3
182.24	190.55	191.34

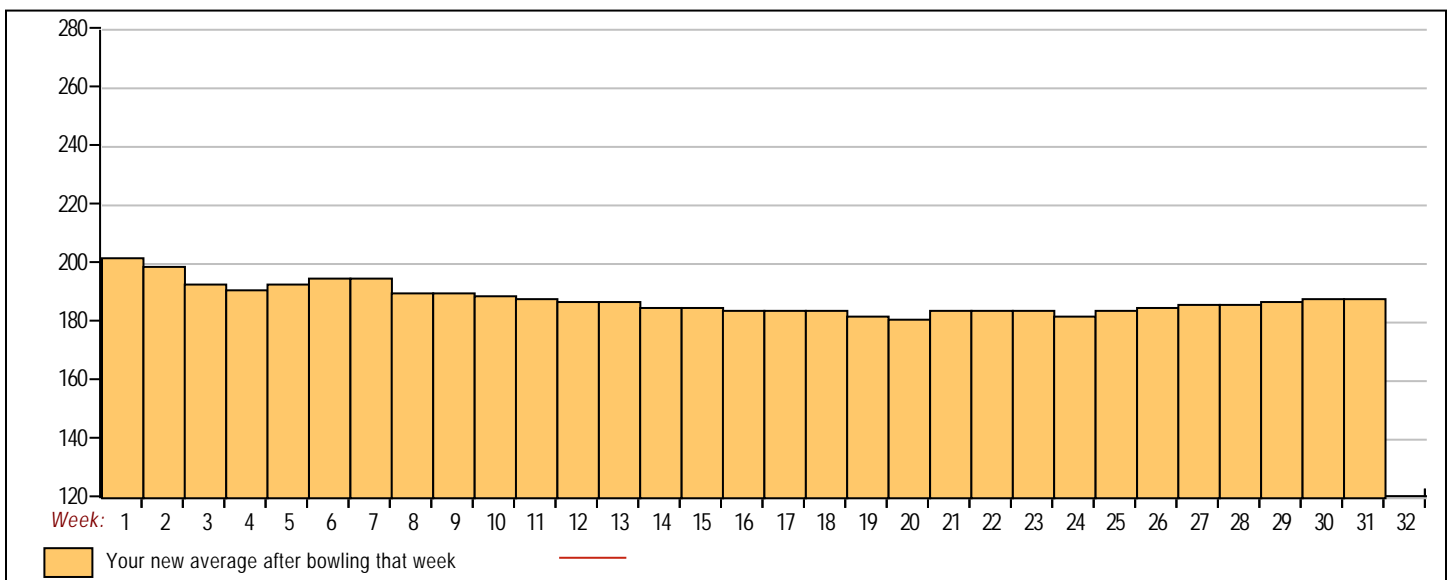
High game of 265 on week 21
Low game of 130 on week 24

High series of 676 on week 21
Low series of 441 on week 24

High average of 202.33 after bowling week 1
Low average of 181.89 after bowling week 20

High Scores by Game

Game #1: 258 on week 29 Game #2: 265 on week 21 Game #3: 244 on week 21



Note: This report includes information through April 21 which is Week 31 of 32

Vincent Tu's Bowling Record - Team 32: Tu Bros

Week No.	Bowling Date	Old Avg	Old HDCP	-			Total	HDCP Total	Pins	Gms	---Average Change---			High Game	High Sers	HDCP Game	HDCP Sers		
				-1-	-2-	-3-					New	Old	---> +/-						
1	09/02/25	bk194	20	241	191	166	598	658	598	3	199.33	-	0.00	=	199.33	241	598	261	658
2	09/09/25	bk194	20	145	198	136	479	539	1077	6	179.50	-	199.33	=	-19.83	241	598	261	658
3	09/16/25	bk194	20	235	219	222	676	736	1753	9	194.78	-	179.50	=	15.28	241	676	261	736
4	09/23/25	194	20	194	198	196	588	648	2341	12	195.08	-	194.78	=	0.31	241	676	261	736
5	09/30/25	195	20	194	179	192	565	625	2906	15	193.73	-	195.08	=	-1.35	241	676	261	736
6	10/14/25	193	21	172	161	237	570	633	3476	18	193.11	-	193.73	=	-0.62	241	676	261	736
7	10/21/25	193	21	224	202	166	592	655	4068	21	193.71	-	193.11	=	0.60	241	676	261	736
8	10/28/25	193	21	145	176	155	476	539	4544	24	189.33	-	193.71	=	-4.38	241	676	261	736
9	11/04/25	189	24	179	137	169	485	557	5029	27	186.26	-	189.33	=	-3.07	241	676	261	736
10	11/11/25	186	27	199	208	181	588	669	5617	30	187.23	-	186.26	=	0.97	241	676	261	736
11	11/18/25	187	26	223	158	194	575	653	6192	33	187.64	-	187.23	=	0.40	241	676	261	736
12	11/25/25	187	26	199	233	219	651	729	6843	36	190.08	-	187.64	=	2.45	241	676	261	736
13	12/02/25	190	24	225	185	199	609	681	7452	39	191.08	-	190.08	=	0.99	241	676	261	736
14	12/09/25	191	23	190	216	157	563	632	8015	42	190.83	-	191.08	=	-0.24	241	676	261	736
15	12/16/25	190	24	199	189	245	633	705	8648	45	192.18	-	190.83	=	1.34	245	676	269	736
16	01/06/26	192	22	200	189	170	559	625	9207	48	191.81	-	192.18	=	-0.37	245	676	269	736

End of 1st split

17	01/13/26	191	23	172	199	169	540	609	9747	51	191.12	-	191.81	=	-0.69	245	676	269	736
18	01/20/26	191	23	162	174	209	545	614	10292	54	190.59	-	191.12	=	-0.53	245	676	269	736
19	01/27/26	190	24	190	160	189	539	611	10831	57	190.02	-	190.59	=	-0.58	245	676	269	736
20	02/03/26	190	0				0	0	10831	57	190.02	-	190.02	=	0.00	245	676	269	736
21	02/10/26	190	0				0	0	10831	57	190.02	-	190.02	=	0.00	245	676	269	736
22	02/17/26	190	0				0	0	10831	57	190.02	-	190.02	=	0.00	245	676	269	736
23	02/24/26	190	0				0	0	10831	57	190.02	-	190.02	=	0.00	245	676	269	736
24	03/03/26	190	0				0	0	10831	57	190.02	-	190.02	=	0.00	245	676	269	736
25	03/10/26	190	0				0	0	10831	57	190.02	-	190.02	=	0.00	245	676	269	736
26	03/17/26	190	0				0	0	10831	57	190.02	-	190.02	=	0.00	245	676	269	736
27	03/24/26	190	24	199	191	161	551	623	11382	60	189.70	-	190.02	=	-0.32	245	676	269	736
28	03/31/26	189	0				0	0	11382	60	189.70	-	189.70	=	0.00	245	676	269	736
29	04/07/26	189	0				0	0	11382	60	189.70	-	189.70	=	0.00	245	676	269	736
30	04/14/26	189	0				0	0	11382	60	189.70	-	189.70	=	0.00	245	676	269	736
31	04/21/26	189	24				0	0	11382	60	189.70	-	189.70	=	0.00	245	676	269	736



<u><100</u>	<u>100's</u>	<u>125's</u>	<u>150's</u>	<u>175's</u>	<u>200's</u>	<u>225's</u>	<u>250's</u>	<u>275's</u>	<u>300's</u>
		4	15	25	10	6			
<u><400</u>	<u>400's</u>	<u>450's</u>	<u>500's</u>	<u>550's</u>	<u>600's</u>	<u>650's</u>	<u>700's</u>	<u>750's</u>	<u>800's</u>
		3	3	10	2	2			

<u>Avg of Game 1</u>	<u>Avg of Game 2</u>	<u>Avg of Game 3</u>
194.35	188.15	186.60

High game of 245 on week 15 High series of 676 on week 3 High average of 199.33 after bowling week 1
 Low game of 136 on week 2 Low series of 476 on week 8 Low average of 179.50 after bowling week 2

High Scores by Game
 Game #1: 241 on week 1 Game #2: 233 on week 12 Game #3: 245 on week 15

