

Note: This report includes information through March 31 which is Week 28 of 32

Nelson Tu's Bowling Record - Team 32: Tu Bros

| Week No. | Bowling Date | Old Avg | Old HDCP | - | | | Total | HDCP Total | Pins | Gms | ---Average Change--- | | | High Game | High Sers | HDCP Game | HDCP Sers | | |
|----------|--------------|---------|----------|-----|-----|-----|-------|------------|------|-----|----------------------|-----|----------|-----------|-----------|-----------|-----------|-----|-----|
| | | | | -1- | -2- | -3- | | | | | New | Old | ---> +/- | | | | | | |
| 1 | 09/02/25 | bk142 | 62 | 169 | 221 | 156 | 546 | 732 | 546 | 3 | 182.00 | - | 0.00 | = | 182.00 | 221 | 546 | 283 | 732 |
| 2 | 09/09/25 | bk142 | 62 | 190 | 81 | 127 | 398 | 584 | 944 | 6 | 157.33 | - | 182.00 | = | -24.67 | 221 | 546 | 283 | 732 |
| 3 | 09/16/25 | bk142 | 62 | 137 | 157 | 164 | 458 | 644 | 1402 | 9 | 155.78 | - | 157.33 | = | -1.56 | 221 | 546 | 283 | 732 |
| 4 | 09/23/25 | 155 | 52 | 169 | 162 | 164 | 495 | 651 | 1897 | 12 | 158.08 | - | 155.78 | = | 2.31 | 221 | 546 | 283 | 732 |
| 5 | 09/30/25 | 158 | 49 | 168 | 153 | 232 | 553 | 700 | 2450 | 15 | 163.33 | - | 158.08 | = | 5.25 | 232 | 553 | 283 | 732 |
| 6 | 10/14/25 | 163 | 45 | 154 | 148 | 114 | 416 | 551 | 2866 | 18 | 159.22 | - | 163.33 | = | -4.11 | 232 | 553 | 283 | 732 |
| 7 | 10/21/25 | 159 | 48 | 185 | 163 | 231 | 579 | 723 | 3445 | 21 | 164.05 | - | 159.22 | = | 4.83 | 232 | 579 | 283 | 732 |
| 8 | 10/28/25 | 164 | 44 | 135 | 166 | 153 | 454 | 586 | 3899 | 24 | 162.46 | - | 164.05 | = | -1.59 | 232 | 579 | 283 | 732 |
| 9 | 11/04/25 | 162 | 46 | 172 | 144 | 183 | 499 | 637 | 4398 | 27 | 162.89 | - | 162.46 | = | 0.43 | 232 | 579 | 283 | 732 |
| 10 | 11/11/25 | 162 | 46 | 144 | 126 | 181 | 451 | 589 | 4849 | 30 | 161.63 | - | 162.89 | = | -1.26 | 232 | 579 | 283 | 732 |
| 11 | 11/18/25 | 161 | 47 | 146 | 136 | 186 | 468 | 609 | 5317 | 33 | 161.12 | - | 161.63 | = | -0.51 | 232 | 579 | 283 | 732 |
| 12 | 11/25/25 | 161 | 47 | 115 | 120 | 129 | 364 | 505 | 5681 | 36 | 157.81 | - | 161.12 | = | -3.32 | 232 | 579 | 283 | 732 |
| 13 | 12/02/25 | 157 | 50 | 129 | 89 | 109 | 327 | 477 | 6008 | 39 | 154.05 | - | 157.81 | = | -3.75 | 232 | 579 | 283 | 732 |
| 14 | 12/09/25 | 154 | 52 | 190 | 147 | 125 | 462 | 618 | 6470 | 42 | 154.05 | - | 154.05 | = | 0.00 | 232 | 579 | 283 | 732 |
| 15 | 12/16/25 | 154 | 52 | 153 | 153 | 169 | 475 | 631 | 6945 | 45 | 154.33 | - | 154.05 | = | 0.29 | 232 | 579 | 283 | 732 |
| 16 | 01/06/26 | 154 | 52 | 159 | 178 | 182 | 519 | 675 | 7464 | 48 | 155.50 | - | 154.33 | = | 1.17 | 232 | 579 | 283 | 732 |

End of 1st split

| | | | | | | | | | | | | | | | | | | | |
|----|----------|-----|----|-----|-----|-----|-----|-----|-------|----|--------|---|--------|---|-------|-----|-----|-----|-----|
| 17 | 01/13/26 | 155 | 52 | 136 | 169 | 144 | 449 | 605 | 7913 | 51 | 155.16 | - | 155.50 | = | -0.34 | 232 | 579 | 283 | 732 |
| 18 | 01/20/26 | 155 | 52 | 127 | 183 | 147 | 457 | 613 | 8370 | 54 | 155.00 | - | 155.16 | = | -0.16 | 232 | 579 | 283 | 732 |
| 19 | 01/27/26 | 155 | 52 | 100 | 124 | 138 | 362 | 518 | 8732 | 57 | 153.19 | - | 155.00 | = | -1.81 | 232 | 579 | 283 | 732 |
| 20 | 02/03/26 | 153 | 53 | 126 | 137 | 126 | 389 | 548 | 9121 | 60 | 152.02 | - | 153.19 | = | -1.18 | 232 | 579 | 283 | 732 |
| 21 | 02/10/26 | 152 | 54 | 118 | 134 | 172 | 424 | 586 | 9545 | 63 | 151.51 | - | 152.02 | = | -0.51 | 232 | 579 | 283 | 732 |
| 22 | 02/17/26 | 151 | 55 | 168 | 135 | 148 | 451 | 616 | 9996 | 66 | 151.45 | - | 151.51 | = | -0.05 | 232 | 579 | 283 | 732 |
| 23 | 02/24/26 | 151 | 55 | 154 | 128 | 144 | 426 | 591 | 10422 | 69 | 151.04 | - | 151.45 | = | -0.41 | 232 | 579 | 283 | 732 |
| 24 | 03/03/26 | 151 | 55 | 104 | 125 | 134 | 363 | 528 | 10785 | 72 | 149.79 | - | 151.04 | = | -1.25 | 232 | 579 | 283 | 732 |
| 25 | 03/10/26 | 149 | 56 | 138 | 140 | 108 | 386 | 554 | 11171 | 75 | 148.95 | - | 149.79 | = | -0.84 | 232 | 579 | 283 | 732 |
| 26 | 03/17/26 | 148 | 57 | 204 | 145 | 173 | 522 | 693 | 11693 | 78 | 149.91 | - | 148.95 | = | 0.96 | 232 | 579 | 283 | 732 |
| 27 | 03/24/26 | 149 | 56 | 125 | 177 | 128 | 430 | 598 | 12123 | 81 | 149.67 | - | 149.91 | = | -0.24 | 232 | 579 | 283 | 732 |
| 28 | 03/31/26 | 149 | 56 | 133 | 151 | 170 | 454 | 622 | 12577 | 84 | 149.73 | - | 149.67 | = | 0.06 | 232 | 579 | 283 | 732 |

| | | | | | | | | | |
|------|-------|-------|-------|-------|-------|-------|-------|-------|-------|
| <100 | 100's | 125's | 150's | 175's | 200's | 225's | 250's | 275's | 300's |
| 2 | 9 | 34 | 25 | 10 | 2 | 2 | | | |
| <400 | 400's | 450's | 500's | 550's | 600's | 650's | 700's | 750's | 800's |
| 7 | 5 | 11 | 3 | 2 | | | | | |

| | | |
|----------------------|----------------------|----------------------|
| Avg of Game 1 | Avg of Game 2 | Avg of Game 3 |
| 148.14 | 146.14 | 154.89 |

High game of 232 on week 5

High series of 579 on week 7

High average of 182.00 after bowling week 1

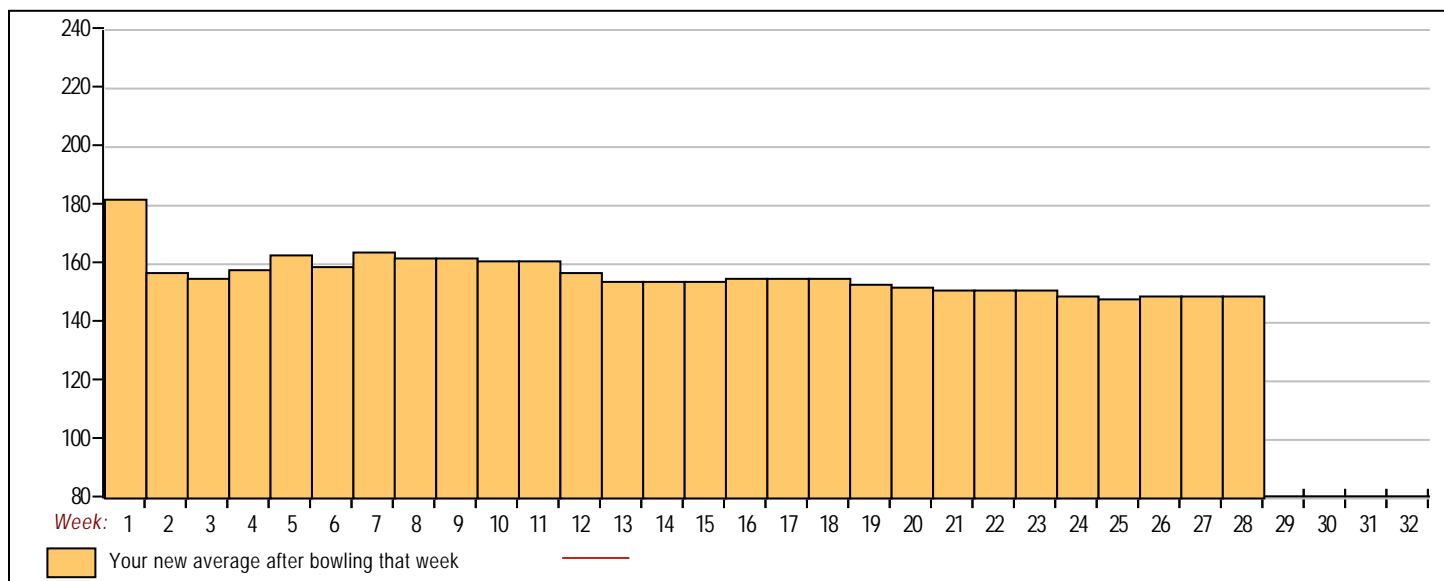
Low game of 81 on week 2

Low series of 327 on week 13

Low average of 148.95 after bowling week 25

High Scores by Game

Game #1: 204 on week 26 Game #2: 221 on week 1 Game #3: 232 on week 5



Note: This report includes information through March 31 which is Week 28 of 32

Richard Hernandez's Bowling Record - Team 32: Tu Bros

| Week No. | Bowling Date | Old Avg | Old HDCP | -1- | -2- | -3- | Total | HDCP Total | Pins | Gms | ---Average Change--- | | | High Game | High Sers | HDCP Game | HDCP Sers | |
|----------|--------------|---------|----------|-----|-----|-----|-------|------------|------|-----|----------------------|------|--------|-----------|-----------|-----------|-----------|--|
| | | | | | | | | | | | New - Old | ---> | +/- | | | | | |
| 1 | 09/02/25 | 0 | 0 | | | | 0 | 0 | 0 | 0 | - | 0.00 | = | 0.00 | 0 | 0 | | |
| 2 | 09/09/25 | 0 | 0 | | | | 0 | 0 | 0 | 0 | - | 0.00 | = | 0.00 | 0 | 0 | | |
| 3 | 09/16/25 | 0 | 0 | | | | 0 | 0 | 0 | 0 | - | 0.00 | = | 0.00 | 0 | 0 | | |
| 4 | 09/23/25 | 0 | 0 | | | | 0 | 0 | 0 | 0 | - | 0.00 | = | 0.00 | 0 | 0 | | |
| 5 | 09/30/25 | 0 | 0 | | | | 0 | 0 | 0 | 0 | - | 0.00 | = | 0.00 | 0 | 0 | | |
| 6 | 10/14/25 | 0 | 0 | | | | 0 | 0 | 0 | 0 | - | 0.00 | = | 0.00 | 0 | 0 | | |
| 7 | 10/21/25 | 0 | 0 | | | | 0 | 0 | 0 | 0 | - | 0.00 | = | 0.00 | 0 | 0 | | |
| 8 | 10/28/25 | 0 | 0 | | | | 0 | 0 | 0 | 0 | - | 0.00 | = | 0.00 | 0 | 0 | | |
| 9 | 11/04/25 | 0 | 0 | | | | 0 | 0 | 0 | 0 | - | 0.00 | = | 0.00 | 0 | 0 | | |
| 10 | 11/11/25 | 0 | 0 | | | | 0 | 0 | 0 | 0 | - | 0.00 | = | 0.00 | 0 | 0 | | |
| 11 | 11/18/25 | 0 | 0 | | | | 0 | 0 | 0 | 0 | - | 0.00 | = | 0.00 | 0 | 0 | | |
| 12 | 11/25/25 | 0 | 0 | | | | 0 | 0 | 0 | 0 | - | 0.00 | = | 0.00 | 0 | 0 | | |
| 13 | 12/02/25 | 128 | 73 | 134 | 137 | 114 | 385 | 604 | 385 | 3 | 128.33 | - | 0.00 | = | 128.33 | 137 | 385 | |
| 14 | 12/09/25 | 128 | 0 | | | | 0 | 0 | 385 | 3 | 128.33 | - | 128.33 | = | 0.00 | 137 | 385 | |
| 15 | 12/16/25 | 128 | 0 | | | | 0 | 0 | 385 | 3 | 128.33 | - | 128.33 | = | 0.00 | 137 | 385 | |
| 16 | 01/06/26 | 128 | 0 | | | | 0 | 0 | 385 | 3 | 128.33 | - | 128.33 | = | 0.00 | 137 | 385 | |

End of 1st split

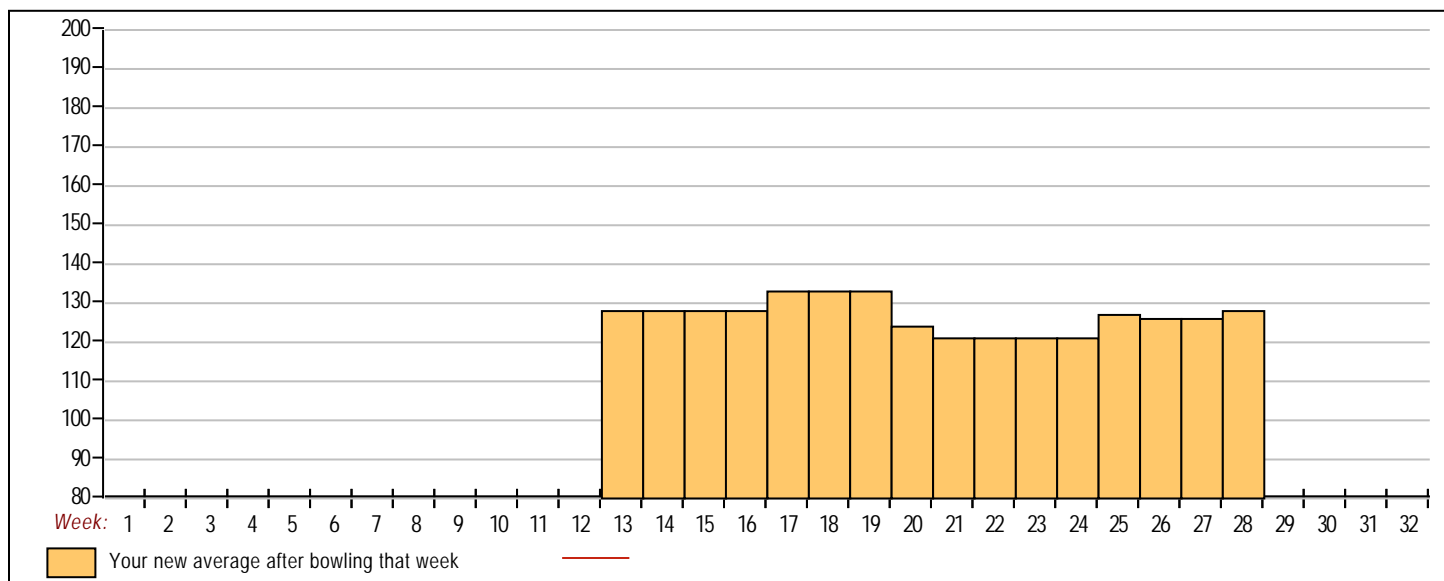
| | | | | | | | | | | | | | | | | | | |
|----|----------|-----|----|-----|-----|-----|-----|-----|------|----|--------|---|--------|---|-------|-----|-----|---------|
| 17 | 01/13/26 | 133 | 69 | 128 | 157 | 129 | 414 | 621 | 799 | 6 | 133.17 | - | 128.33 | = | 4.83 | 157 | 414 | |
| 18 | 01/20/26 | 133 | 0 | | | | 0 | 0 | 799 | 6 | 133.17 | - | 133.17 | = | 0.00 | 157 | 414 | |
| 19 | 01/27/26 | 133 | 0 | | | | 0 | 0 | 799 | 6 | 133.17 | - | 133.17 | = | 0.00 | 157 | 414 | |
| 20 | 02/03/26 | 124 | 76 | 120 | 89 | 116 | 325 | 553 | 1124 | 9 | 124.89 | - | 133.17 | = | -8.28 | 157 | 414 | |
| 21 | 02/10/26 | 124 | 76 | 102 | 101 | 128 | 331 | 559 | 1455 | 12 | 121.25 | - | 124.89 | = | -3.64 | 157 | 414 | 204 559 |
| 22 | 02/17/26 | 121 | 79 | 124 | 137 | 113 | 374 | 611 | 1829 | 15 | 121.93 | - | 121.25 | = | 0.68 | 157 | 414 | 216 611 |
| 23 | 02/24/26 | 121 | 79 | 115 | 136 | 106 | 357 | 594 | 2186 | 18 | 121.44 | - | 121.93 | = | -0.49 | 157 | 414 | 216 611 |
| 24 | 03/03/26 | 121 | 79 | 138 | 124 | 109 | 371 | 608 | 2557 | 21 | 121.76 | - | 121.44 | = | 0.32 | 157 | 414 | 217 611 |
| 25 | 03/10/26 | 121 | 79 | 168 | 164 | 176 | 508 | 745 | 3065 | 24 | 127.71 | - | 121.76 | = | 5.95 | 176 | 508 | 255 745 |
| 26 | 03/17/26 | 127 | 74 | 83 | 129 | 149 | 361 | 583 | 3426 | 27 | 126.89 | - | 127.71 | = | -0.82 | 176 | 508 | 255 745 |
| 27 | 03/24/26 | 126 | 0 | | | | 0 | 0 | 3426 | 27 | 126.89 | - | 126.89 | = | 0.00 | 176 | 508 | 255 745 |
| 28 | 03/31/26 | 126 | 75 | 118 | 190 | 125 | 433 | 658 | 3859 | 30 | 128.63 | - | 126.89 | = | 1.74 | 190 | 508 | 265 745 |

| | | | | | | | | | |
|----------------|--------------|--------------|--------------|--------------|--------------|--------------|--------------|--------------|--------------|
| <u><100</u> | <u>100's</u> | <u>125's</u> | <u>150's</u> | <u>175's</u> | <u>200's</u> | <u>225's</u> | <u>250's</u> | <u>275's</u> | <u>300's</u> |
| 2 | 12 | 11 | 3 | 2 | | | | | |
| <u><400</u> | <u>400's</u> | <u>450's</u> | <u>500's</u> | <u>550's</u> | <u>600's</u> | <u>650's</u> | <u>700's</u> | <u>750's</u> | <u>800's</u> |
| 7 | 2 | | 1 | | | | | | |

Avg of Game 1 **Avg of Game 2** **Avg of Game 3**
 123.00 136.40 126.50

High game of 190 on week 28 High series of 508 on week 25 High average of 133.17 after bowling week 17
 Low game of 83 on week 26 Low series of 325 on week 20 Low average of 121.25 after bowling week 21

High Scores by Game
 Game #1: 168 on week 25 Game #2: 190 on week 28 Game #3: 176 on week 25



Note: This report includes information through March 31 which is Week 28 of 32

John Tu's Bowling Record - Team 32: Tu Bros

| Week No. | Bowling Date | Old Avg | Old HDCP | -1- | -2- | -3- | Total | HDCP Total | Pins | Gms | ---Average Change--- | | | High Game | High Sers | HDCP Game | HDCP Sers | | |
|----------|--------------|---------|----------|-----|-----|-----|-------|------------|------|-----|----------------------|-----|----------|-----------|-----------|-----------|-----------|-----|-----|
| | | | | | | | | | | | New | Old | ---> +/- | | | | | | |
| 1 | 09/02/25 | bk183 | 29 | 172 | 225 | 210 | 607 | 694 | 607 | 3 | 202.33 | - | 0.00 | = | 202.33 | 225 | 607 | 254 | 694 |
| 2 | 09/09/25 | bk183 | 29 | 183 | 196 | 211 | 590 | 677 | 1197 | 6 | 199.50 | - | 202.33 | = | -2.83 | 225 | 607 | 254 | 694 |
| 3 | 09/16/25 | bk183 | 29 | 164 | 198 | 186 | 548 | 635 | 1745 | 9 | 193.89 | - | 199.50 | = | -5.61 | 225 | 607 | 254 | 694 |
| 4 | 09/23/25 | 193 | 21 | 186 | 171 | 197 | 554 | 617 | 2299 | 12 | 191.58 | - | 193.89 | = | -2.31 | 225 | 607 | 254 | 694 |
| 5 | 09/30/25 | 191 | 23 | 202 | 191 | 207 | 600 | 669 | 2899 | 15 | 193.27 | - | 191.58 | = | 1.68 | 225 | 607 | 254 | 694 |
| 6 | 10/14/25 | 193 | 21 | 214 | 199 | 199 | 612 | 675 | 3511 | 18 | 195.06 | - | 193.27 | = | 1.79 | 225 | 612 | 254 | 694 |
| 7 | 10/21/25 | 195 | 20 | 244 | 144 | 209 | 597 | 657 | 4108 | 21 | 195.62 | - | 195.06 | = | 0.56 | 244 | 612 | 264 | 694 |
| 8 | 10/28/25 | 195 | 20 | 187 | 135 | 144 | 466 | 526 | 4574 | 24 | 190.58 | - | 195.62 | = | -5.04 | 244 | 612 | 264 | 694 |
| 9 | 11/04/25 | 190 | 24 | 193 | 189 | 193 | 575 | 647 | 5149 | 27 | 190.70 | - | 190.58 | = | 0.12 | 244 | 612 | 264 | 694 |
| 10 | 11/11/25 | 190 | 24 | 159 | 208 | 183 | 550 | 622 | 5699 | 30 | 189.97 | - | 190.70 | = | -0.74 | 244 | 612 | 264 | 694 |
| 11 | 11/18/25 | 189 | 24 | 188 | 169 | 148 | 505 | 577 | 6204 | 33 | 188.00 | - | 189.97 | = | -1.97 | 244 | 612 | 264 | 694 |
| 12 | 11/25/25 | 188 | 25 | 184 | 191 | 155 | 530 | 605 | 6734 | 36 | 187.06 | - | 188.00 | = | -0.94 | 244 | 612 | 264 | 694 |
| 13 | 12/02/25 | 187 | 0 | | | | 0 | 0 | 6734 | 36 | 187.06 | - | 187.06 | = | 0.00 | 244 | 612 | 264 | 694 |
| 14 | 12/09/25 | 187 | 26 | 149 | 182 | 152 | 483 | 561 | 7217 | 39 | 185.05 | - | 187.06 | = | -2.00 | 244 | 612 | 264 | 694 |
| 15 | 12/16/25 | 185 | 28 | 143 | 192 | 231 | 566 | 650 | 7783 | 42 | 185.31 | - | 185.05 | = | 0.26 | 244 | 612 | 264 | 694 |
| 16 | 01/06/26 | 185 | 28 | 165 | 210 | 159 | 534 | 618 | 8317 | 45 | 184.82 | - | 185.31 | = | -0.49 | 244 | 612 | 264 | 694 |

End of 1st split

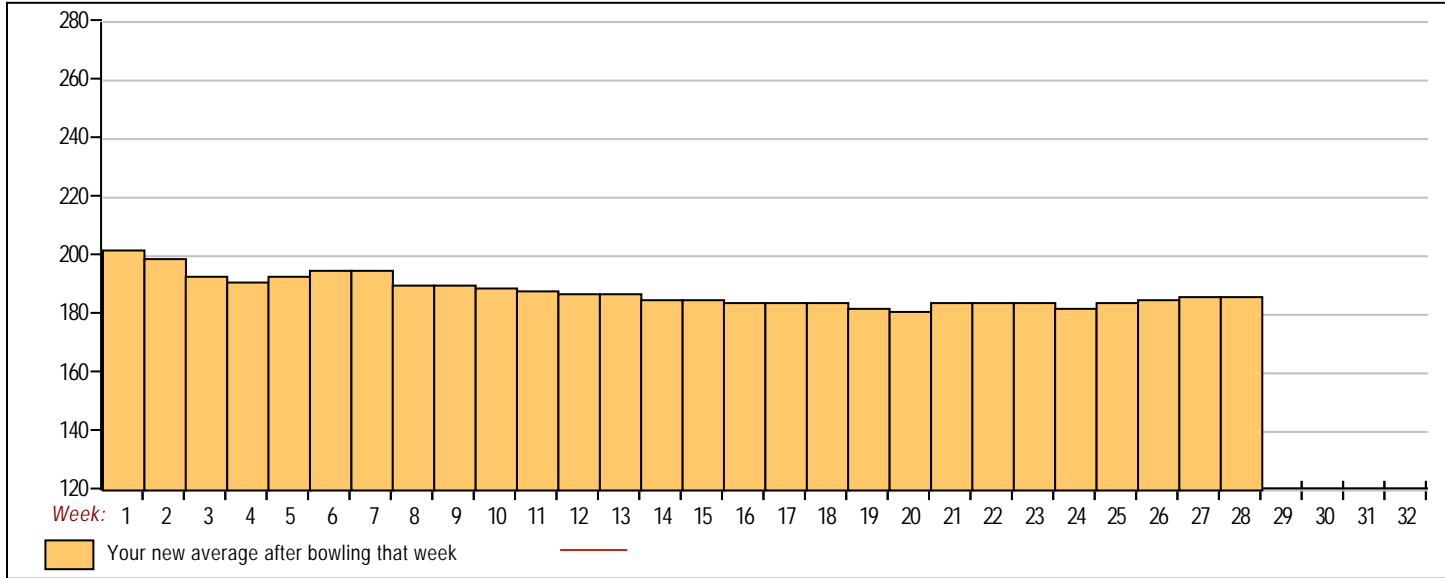
| | | | | | | | | | | | | | | | | | | | |
|----|----------|-----|----|-----|-----|-----|-----|-----|-------|----|--------|---|--------|---|-------|-----|-----|-----|-----|
| 17 | 01/13/26 | 184 | 0 | | | | 0 | 0 | 8317 | 45 | 184.82 | - | 184.82 | = | 0.00 | 244 | 612 | 264 | 694 |
| 18 | 01/20/26 | 184 | 28 | 160 | 141 | 219 | 520 | 604 | 8837 | 48 | 184.10 | - | 184.82 | = | -0.72 | 244 | 612 | 264 | 694 |
| 19 | 01/27/26 | 184 | 28 | 144 | 150 | 174 | 468 | 552 | 9305 | 51 | 182.45 | - | 184.10 | = | -1.65 | 244 | 612 | 264 | 694 |
| 20 | 02/03/26 | 182 | 30 | 141 | 168 | 208 | 517 | 607 | 9822 | 54 | 181.89 | - | 182.45 | = | -0.56 | 244 | 612 | 264 | 694 |
| 21 | 02/10/26 | 181 | 31 | 167 | 265 | 244 | 676 | 769 | 10498 | 57 | 184.18 | - | 181.89 | = | 2.29 | 265 | 676 | 296 | 769 |
| 22 | 02/17/26 | 184 | 28 | 195 | 205 | 193 | 593 | 677 | 11091 | 60 | 184.85 | - | 184.18 | = | 0.67 | 265 | 676 | 296 | 769 |
| 23 | 02/24/26 | 184 | 28 | 193 | 176 | 171 | 540 | 624 | 11631 | 63 | 184.62 | - | 184.85 | = | -0.23 | 265 | 676 | 296 | 769 |
| 24 | 03/03/26 | 184 | 28 | 147 | 130 | 164 | 441 | 525 | 12072 | 66 | 182.91 | - | 184.62 | = | -1.71 | 265 | 676 | 296 | 769 |
| 25 | 03/10/26 | 182 | 30 | 207 | 208 | 212 | 627 | 717 | 12699 | 69 | 184.04 | - | 182.91 | = | 1.13 | 265 | 676 | 296 | 769 |
| 26 | 03/17/26 | 184 | 28 | 177 | 265 | 226 | 668 | 752 | 13367 | 72 | 185.65 | - | 184.04 | = | 1.61 | 265 | 676 | 296 | 769 |
| 27 | 03/24/26 | 185 | 28 | 214 | 236 | 195 | 645 | 729 | 14012 | 75 | 186.83 | - | 185.65 | = | 1.17 | 265 | 676 | 296 | 769 |
| 28 | 03/31/26 | 186 | 27 | 174 | 191 | 179 | 544 | 625 | 14556 | 78 | 186.62 | - | 186.83 | = | -0.21 | 265 | 676 | 296 | 769 |

| | | | | | | | | | |
|------|-------|-------|-------|-------|-------|-------|-------|-------|-------|
| <100 | 100's | 125's | 150's | 175's | 200's | 225's | 250's | 275's | 300's |
| | | 11 | 17 | 27 | 15 | 6 | 2 | | |
| <400 | 400's | 450's | 500's | 550's | 600's | 650's | 700's | 750's | 800's |
| | 1 | 3 | 8 | 7 | 5 | 2 | | | |

| Avg of Game 1 | Avg of Game 2 | Avg of Game 3 |
|---------------|---------------|---------------|
| 178.92 | 189.81 | 191.12 |

High game of 265 on week 21 High series of 676 on week 21 High average of 202.33 after bowling week 1
 Low game of 130 on week 24 Low series of 441 on week 24 Low average of 181.89 after bowling week 20

High Scores by Game
 Game #1: 244 on week 7 Game #2: 265 on week 21 Game #3: 244 on week 21



Note: This report includes information through March 31 which is Week 28 of 32

Vincent Tu's Bowling Record - Team 32: Tu Bros

| Week No. | Bowling Date | Old Avg | Old HDCP | - | | | Total | HDCP Total | Pins | Gms | ---Average Change--- | | | High Game | High Sers | HDCP Game | HDCP Sers | | |
|----------|--------------|---------|----------|-----|-----|-----|-------|------------|------|-----|----------------------|-----|----------|-----------|-----------|-----------|-----------|-----|-----|
| | | | | -1- | -2- | -3- | | | | | New | Old | ---> +/- | | | | | | |
| 1 | 09/02/25 | bk194 | 20 | 241 | 191 | 166 | 598 | 658 | 598 | 3 | 199.33 | - | 0.00 | = | 199.33 | 241 | 598 | 261 | 658 |
| 2 | 09/09/25 | bk194 | 20 | 145 | 198 | 136 | 479 | 539 | 1077 | 6 | 179.50 | - | 199.33 | = | -19.83 | 241 | 598 | 261 | 658 |
| 3 | 09/16/25 | bk194 | 20 | 235 | 219 | 222 | 676 | 736 | 1753 | 9 | 194.78 | - | 179.50 | = | 15.28 | 241 | 676 | 261 | 736 |
| 4 | 09/23/25 | 194 | 20 | 194 | 198 | 196 | 588 | 648 | 2341 | 12 | 195.08 | - | 194.78 | = | 0.31 | 241 | 676 | 261 | 736 |
| 5 | 09/30/25 | 195 | 20 | 194 | 179 | 192 | 565 | 625 | 2906 | 15 | 193.73 | - | 195.08 | = | -1.35 | 241 | 676 | 261 | 736 |
| 6 | 10/14/25 | 193 | 21 | 172 | 161 | 237 | 570 | 633 | 3476 | 18 | 193.11 | - | 193.73 | = | -0.62 | 241 | 676 | 261 | 736 |
| 7 | 10/21/25 | 193 | 21 | 224 | 202 | 166 | 592 | 655 | 4068 | 21 | 193.71 | - | 193.11 | = | 0.60 | 241 | 676 | 261 | 736 |
| 8 | 10/28/25 | 193 | 21 | 145 | 176 | 155 | 476 | 539 | 4544 | 24 | 189.33 | - | 193.71 | = | -4.38 | 241 | 676 | 261 | 736 |
| 9 | 11/04/25 | 189 | 24 | 179 | 137 | 169 | 485 | 557 | 5029 | 27 | 186.26 | - | 189.33 | = | -3.07 | 241 | 676 | 261 | 736 |
| 10 | 11/11/25 | 186 | 27 | 199 | 208 | 181 | 588 | 669 | 5617 | 30 | 187.23 | - | 186.26 | = | 0.97 | 241 | 676 | 261 | 736 |
| 11 | 11/18/25 | 187 | 26 | 223 | 158 | 194 | 575 | 653 | 6192 | 33 | 187.64 | - | 187.23 | = | 0.40 | 241 | 676 | 261 | 736 |
| 12 | 11/25/25 | 187 | 26 | 199 | 233 | 219 | 651 | 729 | 6843 | 36 | 190.08 | - | 187.64 | = | 2.45 | 241 | 676 | 261 | 736 |
| 13 | 12/02/25 | 190 | 24 | 225 | 185 | 199 | 609 | 681 | 7452 | 39 | 191.08 | - | 190.08 | = | 0.99 | 241 | 676 | 261 | 736 |
| 14 | 12/09/25 | 191 | 23 | 190 | 216 | 157 | 563 | 632 | 8015 | 42 | 190.83 | - | 191.08 | = | -0.24 | 241 | 676 | 261 | 736 |
| 15 | 12/16/25 | 190 | 24 | 199 | 189 | 245 | 633 | 705 | 8648 | 45 | 192.18 | - | 190.83 | = | 1.34 | 245 | 676 | 269 | 736 |
| 16 | 01/06/26 | 192 | 22 | 200 | 189 | 170 | 559 | 625 | 9207 | 48 | 191.81 | - | 192.18 | = | -0.37 | 245 | 676 | 269 | 736 |

End of 1st split

| | | | | | | | | | | | | | | | | | | | |
|----|----------|-----|----|-----|-----|-----|-----|-----|-------|----|--------|---|--------|---|-------|-----|-----|-----|-----|
| 17 | 01/13/26 | 191 | 23 | 172 | 199 | 169 | 540 | 609 | 9747 | 51 | 191.12 | - | 191.81 | = | -0.69 | 245 | 676 | 269 | 736 |
| 18 | 01/20/26 | 191 | 23 | 162 | 174 | 209 | 545 | 614 | 10292 | 54 | 190.59 | - | 191.12 | = | -0.53 | 245 | 676 | 269 | 736 |
| 19 | 01/27/26 | 190 | 24 | 190 | 160 | 189 | 539 | 611 | 10831 | 57 | 190.02 | - | 190.59 | = | -0.58 | 245 | 676 | 269 | 736 |
| 20 | 02/03/26 | 190 | 0 | | | | 0 | 0 | 10831 | 57 | 190.02 | - | 190.02 | = | 0.00 | 245 | 676 | 269 | 736 |
| 21 | 02/10/26 | 190 | 0 | | | | 0 | 0 | 10831 | 57 | 190.02 | - | 190.02 | = | 0.00 | 245 | 676 | 269 | 736 |
| 22 | 02/17/26 | 190 | 0 | | | | 0 | 0 | 10831 | 57 | 190.02 | - | 190.02 | = | 0.00 | 245 | 676 | 269 | 736 |
| 23 | 02/24/26 | 190 | 0 | | | | 0 | 0 | 10831 | 57 | 190.02 | - | 190.02 | = | 0.00 | 245 | 676 | 269 | 736 |
| 24 | 03/03/26 | 190 | 0 | | | | 0 | 0 | 10831 | 57 | 190.02 | - | 190.02 | = | 0.00 | 245 | 676 | 269 | 736 |
| 25 | 03/10/26 | 190 | 0 | | | | 0 | 0 | 10831 | 57 | 190.02 | - | 190.02 | = | 0.00 | 245 | 676 | 269 | 736 |
| 26 | 03/17/26 | 190 | 0 | | | | 0 | 0 | 10831 | 57 | 190.02 | - | 190.02 | = | 0.00 | 245 | 676 | 269 | 736 |
| 27 | 03/24/26 | 190 | 24 | 199 | 191 | 161 | 551 | 623 | 11382 | 60 | 189.70 | - | 190.02 | = | -0.32 | 245 | 676 | 269 | 736 |
| 28 | 03/31/26 | 189 | 24 | | | | 0 | 0 | 11382 | 60 | 189.70 | - | 189.70 | = | 0.00 | 245 | 676 | 269 | 736 |



| | | | | | | | | | |
|----------------|--------------|--------------|--------------|--------------|--------------|--------------|--------------|--------------|--------------|
| <u><100</u> | <u>100's</u> | <u>125's</u> | <u>150's</u> | <u>175's</u> | <u>200's</u> | <u>225's</u> | <u>250's</u> | <u>275's</u> | <u>300's</u> |
| | | 4 | 15 | 25 | 10 | 6 | | | |
| <u><400</u> | <u>400's</u> | <u>450's</u> | <u>500's</u> | <u>550's</u> | <u>600's</u> | <u>650's</u> | <u>700's</u> | <u>750's</u> | <u>800's</u> |
| | | 3 | 3 | 10 | 2 | 2 | | | |

| <u>Avg of Game 1</u> | <u>Avg of Game 2</u> | <u>Avg of Game 3</u> |
|----------------------|----------------------|----------------------|
| 194.35 | 188.15 | 186.60 |

High game of 245 on week 15 High series of 676 on week 3 High average of 199.33 after bowling week 1
 Low game of 136 on week 2 Low series of 476 on week 8 Low average of 179.50 after bowling week 2

High Scores by Game
 Game #1: 241 on week 1 Game #2: 233 on week 12 Game #3: 245 on week 15

