

Note: This report includes information through April 14 which is Week 30 of 32

Russell Yeager (LH)'s Bowling Record - Team 29: Team 29

Week No.	Bowling Date	Old Avg	Old HDCP	-1-	-2-	-3-	Total	HDCP Total	Pins	Gms	---Average Change---			High Game	High Sers	HDCP Game	HDCP Sers
											New	Old	---> +/-				
1	09/02/25	156	51	167	128	175	470	623	470	3	156.67	-	0.00	=	156.67	175	470
2	09/09/25	169	40	142	192	212	546	666	1016	6	169.33	-	156.67	=	12.67	212	546
3	09/16/25	169	0				0	0	1016	6	169.33	-	169.33	=	0.00	212	546
4	09/23/25	169	0				0	0	1016	6	169.33	-	169.33	=	0.00	212	546
5	09/30/25	170	40	195	162	162	519	639	1535	9	170.56	-	169.33	=	1.22	212	546
6	10/14/25	170	40	215	166	138	519	639	2054	12	171.17	-	170.56	=	0.61	215	546
7	10/21/25	171	39	153	222	199	574	691	2628	15	175.20	-	171.17	=	4.03	222	574
8	10/28/25	175	0				0	0	2628	15	175.20	-	175.20	=	0.00	222	574
9	11/04/25	175	36	205	151	174	530	638	3158	18	175.44	-	175.20	=	0.24	222	574
10	11/11/25	175	36	198	154	179	531	639	3689	21	175.67	-	175.44	=	0.22	222	574
11	11/18/25	175	36	187	206	143	536	644	4225	24	176.04	-	175.67	=	0.38	222	574
12	11/25/25	176	35	167	169	189	525	630	4750	27	175.93	-	176.04	=	-0.12	222	574
13	12/02/25	175	36	213	190	167	570	678	5320	30	177.33	-	175.93	=	1.41	222	574
14	12/09/25	177	0				0	0	5320	30	177.33	-	177.33	=	0.00	222	574
15	12/16/25	177	0				0	0	5320	30	177.33	-	177.33	=	0.00	222	574
16	01/06/26	177	34	a177	a177	a177	531	633	5320	30	177.33	-	177.33	=	0.00	222	574

End of 1st split

17	01/13/26	177	34	162	193	157	512	614	5832	33	176.73	-	177.33	=	-0.61	222	574
18	01/20/26	176	35	207	216	155	578	683	6410	36	178.06	-	176.73	=	1.33	222	578
19	01/27/26	178	33	200	223	203	626	725	7036	39	180.41	-	178.06	=	2.35	223	626
20	02/03/26	180	0				0	0	7036	39	180.41	-	180.41	=	0.00	223	626
21	02/10/26	180	32	184	171	155	510	606	7546	42	179.67	-	180.41	=	-0.74	223	626
22	02/17/26	179	32	267	202	139	608	704	8154	45	181.20	-	179.67	=	1.53	267	626
23	02/24/26	181	31	145	114	200	459	552	8613	48	179.44	-	181.20	=	-1.76	267	626
24	03/03/26	179	0				0	0	8613	48	179.44	-	179.44	=	0.00	267	626
25	03/10/26	179	32	172	203	159	534	630	9147	51	179.35	-	179.44	=	-0.08	267	626
26	03/17/26	179	0				0	0	9147	51	179.35	-	179.35	=	0.00	267	626
27	03/24/26	179	32	158	186	202	546	642	9693	54	179.50	-	179.35	=	0.15	267	626
28	03/31/26	179	32	160	222	172	554	650	10247	57	179.77	-	179.50	=	0.27	267	626
29	04/07/26	179	32	224	187	178	589	685	10836	60	180.60	-	179.77	=	0.83	267	626
30	04/14/26	180	32	203	215	193	611	707	11447	63	181.70	-	180.60	=	1.10	267	626

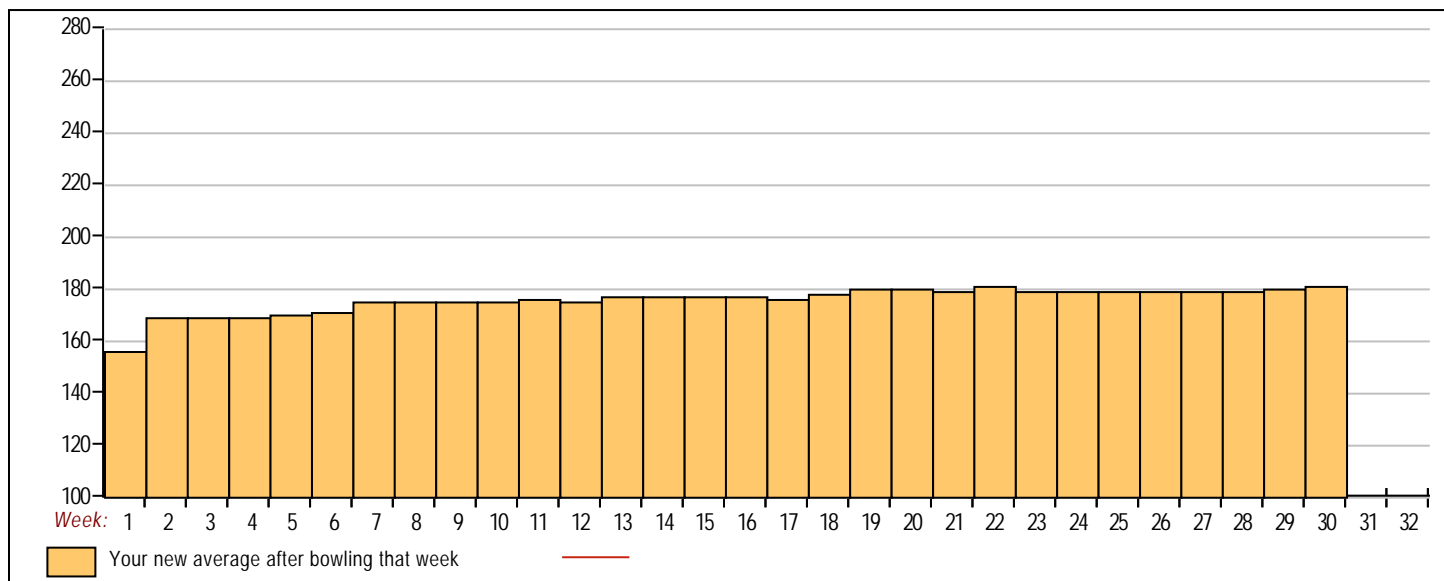
<100	100's	125's	150's	175's	200's	225's	250's	275's	300's
	1	6	21	15	19		1		
<400	400's	450's	500's	550's	600's	650's	700's	750's	800's
		2	11	5	3				

Avg of Game 1	Avg of Game 2	Avg of Game 3
186.86	184.38	173.86

High game of 267 on week 22 High series of 626 on week 19 High average of 181.70 after bowling week 30
 Low game of 114 on week 23 Low series of 459 on week 23 Low average of 156.67 after bowling week 1

High Scores by Game

Game #1: 267 on week 22 Game #2: 223 on week 19 Game #3: 212 on week 2



Note: This report includes information through April 14 which is Week 30 of 32

Robert Dong's Bowling Record - Team 29: Team 29

Week No.	Bowling Date	Old Avg	Old HDCP	-			Total	HDCP Total	Pins	Gms	---Average Change---			High Game	High Sers	HDCP Game	HDCP Sers		
				-1-	-2-	-3-					New	Old	---> +/-						
6	10/14/25	bk190	0				0	0	0	0	-	0.00	=	0.00	0	0			
7	10/21/25	bk190	0				0	0	0	0	-	0.00	=	0.00	0	0			
8	10/28/25	bk190	24	169	193	221	583	655	583	3	194.33	-	0.00	=	194.33	221	583	245	655
9	11/04/25	bk190	0				0	0	583	3	194.33	-	194.33	=	0.00	221	583	245	655
10	11/11/25	bk190	0				0	0	583	3	194.33	-	194.33	=	0.00	221	583	245	655
11	11/18/25	bk190	0				0	0	583	3	194.33	-	194.33	=	0.00	221	583	245	655
12	11/25/25	bk190	0				0	0	583	3	194.33	-	194.33	=	0.00	221	583	245	655
13	12/02/25	bk190	0				0	0	583	3	194.33	-	194.33	=	0.00	221	583	245	655
14	12/09/25	bk190	24	202	171	203	576	648	1159	6	193.17	-	194.33	=	-1.17	221	583	245	655
15	12/16/25	bk190	0				0	0	1159	6	193.17	-	193.17	=	0.00	221	583	245	655
16	01/06/26	bk190	0				0	0	1159	6	193.17	-	193.17	=	0.00	221	583	245	655

End of 1st split

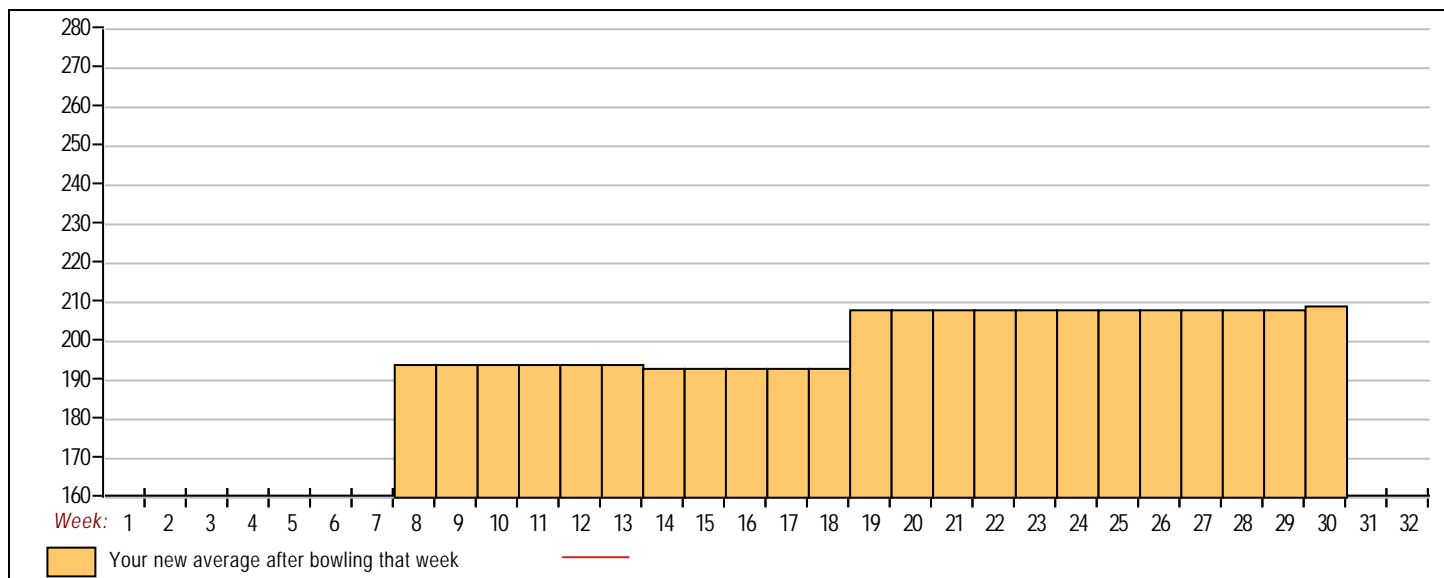
17	01/13/26	bk190	0				0	0	1159	6	193.17	-	193.17	=	0.00	221	583	245	655
18	01/20/26	bk190	0				0	0	1159	6	193.17	-	193.17	=	0.00	221	583	245	655
19	01/27/26	bk190	24	205	270	246	721	793	1880	9	208.89	-	193.17	=	15.72	270	721	294	793
20	02/03/26	208	0				0	0	1880	9	208.89	-	208.89	=	0.00	270	721	294	793
21	02/10/26	208	0				0	0	1880	9	208.89	-	208.89	=	0.00	270	721	294	793
22	02/17/26	208	0				0	0	1880	9	208.89	-	208.89	=	0.00	270	721	294	793
23	02/24/26	208	0				0	0	1880	9	208.89	-	208.89	=	0.00	270	721	294	793
24	03/03/26	208	0				0	0	1880	9	208.89	-	208.89	=	0.00	270	721	294	793
25	03/10/26	208	0				0	0	1880	9	208.89	-	208.89	=	0.00	270	721	294	793
26	03/17/26	208	0				0	0	1880	9	208.89	-	208.89	=	0.00	270	721	294	793
27	03/24/26	208	0				0	0	1880	9	208.89	-	208.89	=	0.00	270	721	294	793
28	03/31/26	208	0				0	0	1880	9	208.89	-	208.89	=	0.00	270	721	294	793
29	04/07/26	208	0				0	0	1880	9	208.89	-	208.89	=	0.00	270	721	294	793
30	04/14/26	208	9	235	182	220	637	664	2517	12	209.75	-	208.89	=	0.86	270	721	294	793

<100	100's	125's	150's	175's	200's	225's	250's	275's	300's
			2	2	5	2	1		
<400	400's	450's	500's	550's	600's	650's	700's	750's	800's
				2	1		1		

Avg of Game 1	Avg of Game 2	Avg of Game 3
202.75	204.00	222.50

High game of 270 on week 19 High series of 721 on week 19 High average of 209.75 after bowling week 30
 Low game of 169 on week 8 Low series of 576 on week 14 Low average of 193.17 after bowling week 14

High Scores by Game
 Game #1: 235 on week 30 Game #2: 270 on week 19 Game #3: 246 on week 19



Note: This report includes information through April 14 which is Week 30 of 32

Jonathan Ng's Bowling Record - Team 29: Team 29

Week No.	Bowling Date	Old Avg	Old HDCP	-1-	-2-	-3-	Total	HDCP Total	Pins	Gms	---Average Change---			High Game	High Sers	HDCP Game	HDCP Sers		
											New	Old	---> +/-						
1	09/02/25	bk213	0				0	0	0	0	-	0.00	=	0.00	0	0			
2	09/09/25	bk213	5	204	215	257	676	691	676	3	225.33	-	0.00	=	225.33	257	676	262	691
3	09/16/25	bk213	5	197	234	191	622	637	1298	6	216.33	-	225.33	=	-9.00	257	676	262	691
4	09/23/25	bk213	5	195	191	211	597	612	1895	9	210.56	-	216.33	=	-5.78	257	676	262	691
5	09/30/25	210	0				0	0	1895	9	210.56	-	210.56	=	0.00	257	676	262	691
6	10/14/25	210	0				0	0	1895	9	210.56	-	210.56	=	0.00	257	676	262	691
7	10/21/25	210	0				0	0	1895	9	210.56	-	210.56	=	0.00	257	676	262	691
8	10/28/25	210	0				0	0	1895	9	210.56	-	210.56	=	0.00	257	676	262	691
9	11/04/25	210	8	213	212	181	606	630	2501	12	208.42	-	210.56	=	-2.14	257	676	262	691
10	11/11/25	208	0				0	0	2501	12	208.42	-	208.42	=	0.00	257	676	262	691
11	11/18/25	208	9	186	197	182	565	592	3066	15	204.40	-	208.42	=	-4.02	257	676	262	691
12	11/25/25	204	0				0	0	3066	15	204.40	-	204.40	=	0.00	257	676	262	691
13	12/02/25	204	12	221	255	246	722	758	3788	18	210.44	-	204.40	=	6.04	257	722	267	758
14	12/09/25	210	0				0	0	3788	18	210.44	-	210.44	=	0.00	257	722	267	758
15	12/16/25	210	8	185	128	172	485	509	4273	21	203.48	-	210.44	=	-6.97	257	722	267	758
16	01/06/26	203	13	179	204	214	597	636	4870	24	202.92	-	203.48	=	-0.56	257	722	267	758

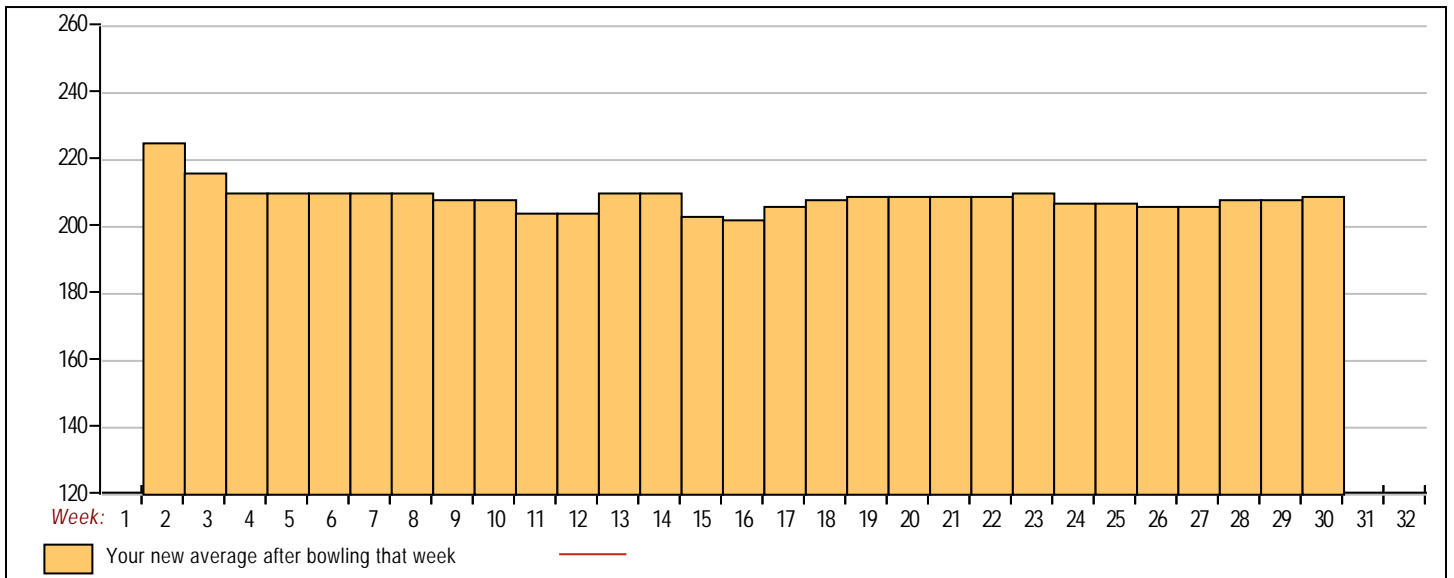
End of 1st split

17	01/13/26	203	13	215	235	255	705	744	5575	27	206.48	-	202.92	=	3.56	257	722	268	758
18	01/20/26	206	11	222	224	235	681	714	6256	30	208.53	-	206.48	=	2.05	257	722	268	758
19	01/27/26	208	9	214	211	236	661	688	6917	33	209.61	-	208.53	=	1.07	257	722	268	758
20	02/03/26	209	0				0	0	6917	33	209.61	-	209.61	=	0.00	257	722	268	758
21	02/10/26	209	0				0	0	6917	33	209.61	-	209.61	=	0.00	257	722	268	758
22	02/17/26	209	0				0	0	6917	33	209.61	-	209.61	=	0.00	257	722	268	758
23	02/24/26	209	8	235	206	235	676	700	7593	36	210.92	-	209.61	=	1.31	257	722	268	758
24	03/03/26	210	8	156	167	180	503	527	8096	39	207.59	-	210.92	=	-3.33	257	722	268	758
25	03/10/26	207	0				0	0	8096	39	207.59	-	207.59	=	0.00	257	722	268	758
26	03/17/26	207	10	182	200	211	593	623	8689	42	206.88	-	207.59	=	-0.71	257	722	268	758
27	03/24/26	206	11	217	191	211	619	652	9308	45	206.84	-	206.88	=	-0.04	257	722	268	758
28	03/31/26	206	11	216	255	216	687	720	9995	48	208.23	-	206.84	=	1.38	257	722	268	758
29	04/07/26	208	9	234	188	217	639	666	10634	51	208.51	-	208.23	=	0.28	257	722	268	758
30	04/14/26	208	9	223	201	247	671	698	11305	54	209.35	-	208.51	=	0.84	257	722	268	758

<100	100's	125's	150's	175's	200's	225's	250's	275's	300's
		1	3	14	23	9	4		
<400	400's	450's	500's	550's	600's	650's	700's	750's	800's
		1	1	4	4	6	2		
Avg of Game 1			Avg of Game 2			Avg of Game 3			
205.22			206.33			216.50			

High game of 257 on week 2 High series of 722 on week 13 High average of 225.33 after bowling week 2
 Low game of 128 on week 15 Low series of 485 on week 15 Low average of 202.92 after bowling week 16

High Scores by Game
 Game #1: 235 on week 23 Game #2: 255 on week 13 Game #3: 257 on week 2



Note: This report includes information through April 14 which is Week 30 of 32

Mitchell Hong's Bowling Record - Team 29: Team 29

Week No.	Bowling Date	Old Avg	Old HDCP	-1-	-2-	-3-	Total	HDCP Total	Pins	Gms	---Average Change---			High Game	High Sers	HDCP Game	HDCP Sers		
											New	Old	---> +/-						
1	09/02/25	bk171	39	201	141	132	474	591	474	3	158.00	-	0.00	=	158.00	201	474	240	591
2	09/09/25	bk171	0				0	0	474	3	158.00	-	158.00	=	0.00	201	474	240	591
3	09/16/25	bk171	0				0	0	474	3	158.00	-	158.00	=	0.00	201	474	240	591
4	09/23/25	bk171	39	168	148	201	517	634	991	6	165.17	-	158.00	=	7.17	201	517	240	634
5	09/30/25	bk171	39	148	157	133	438	555	1429	9	158.78	-	165.17	=	-6.39	201	517	240	634
6	10/14/25	161	47	180	168	135	483	624	1912	12	159.33	-	158.78	=	0.56	201	517	240	634
7	10/21/25	161	47	143	139	174	456	597	2368	15	157.87	-	159.33	=	-1.47	201	517	240	634
8	10/28/25	161	47	166	192	164	522	663	2890	18	160.56	-	157.87	=	2.69	201	522	240	663
9	11/04/25	161	47	167	184	186	537	678	3427	21	163.19	-	160.56	=	2.63	201	537	240	678
10	11/11/25	163	45	223	206	212	641	776	4068	24	169.50	-	163.19	=	6.31	223	641	268	776
11	11/18/25	169	40	135	182	144	461	581	4529	27	167.74	-	169.50	=	-1.76	223	641	268	776
12	11/25/25	167	42	169	171	186	526	652	5055	30	168.50	-	167.74	=	0.76	223	641	268	776
13	12/02/25	168	41	158	187	159	504	627	5559	33	168.45	-	168.50	=	-0.05	223	641	268	776
14	12/09/25	168	41	136	137	192	465	588	6024	36	167.33	-	168.45	=	-1.12	223	641	268	776
15	12/16/25	167	42	178	151	210	539	665	6563	39	168.28	-	167.33	=	0.95	223	641	268	776
16	01/06/26	168	0				0	0	6563	39	168.28	-	168.28	=	0.00	223	641	268	776

End of 1st split

17	01/13/26	168	41	190	183	179	552	675	7115	42	169.40	-	168.28	=	1.12	223	641	268	776
18	01/20/26	169	40	172	182	134	488	608	7603	45	168.96	-	169.40	=	-0.45	223	641	268	776
19	01/27/26	168	0				0	0	7603	45	168.96	-	168.96	=	0.00	223	641	268	776
20	02/03/26	168	41	188	181	158	527	650	8130	48	169.38	-	168.96	=	0.42	223	641	268	776
21	02/10/26	169	40	182	158	199	539	659	8669	51	169.98	-	169.38	=	0.61	223	641	268	776
22	02/17/26	169	40	167	172	165	504	624	9173	54	169.87	-	169.98	=	-0.11	223	641	268	776
23	02/24/26	169	40	143	177	185	505	625	9678	57	169.79	-	169.87	=	-0.08	223	641	268	776
24	03/03/26	169	40	161	143	177	481	601	10159	60	169.32	-	169.79	=	-0.47	223	641	268	776
25	03/10/26	169	40	195	156	183	534	654	10693	63	169.73	-	169.32	=	0.41	223	641	268	776
26	03/17/26	169	40	203	153	181	537	657	11230	66	170.15	-	169.73	=	0.42	223	641	268	776
27	03/24/26	170	40	173	160	213	546	666	11776	69	170.67	-	170.15	=	0.52	223	641	268	776
28	03/31/26	170	40	190	122	184	496	616	12272	72	170.44	-	170.67	=	-0.22	223	641	268	776
29	04/07/26	170	40	150	188	215	553	673	12825	75	171.00	-	170.44	=	0.56	223	641	268	776
30	04/14/26	171	39				0	0	12825	75	171.00	-	171.00	=	0.00	223	641	268	776

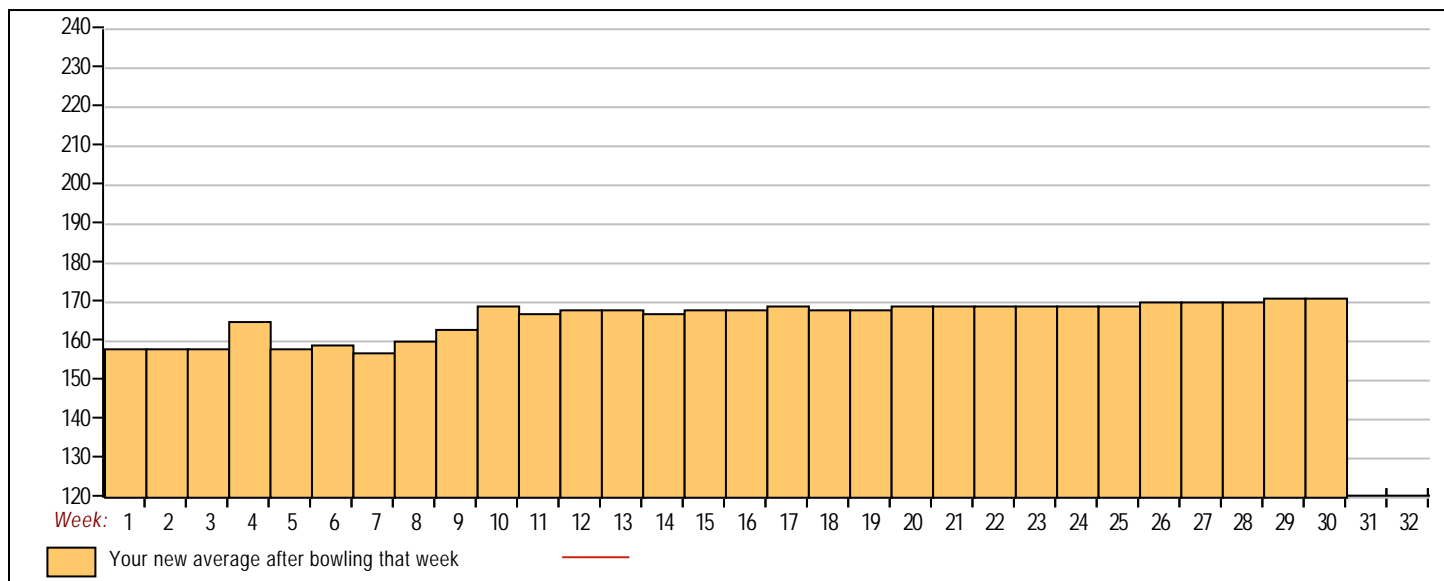
<100	100's	125's	150's	175's	200's	225's	250's	275's	300's
	1	15	24	26	9				
<400	400's	450's	500's	550's	600's	650's	700's	750's	800's
	1	8	13	2	1				

Avg of Game 1	Avg of Game 2	Avg of Game 3
171.44	165.52	176.04

High game of 223 on week 10 High series of 641 on week 10 High average of 171.00 after bowling week 29
 Low game of 122 on week 28 Low series of 438 on week 5 Low average of 157.87 after bowling week 7

High Scores by Game

Game #1: 223 on week 10 Game #2: 206 on week 10 Game #3: 215 on week 29



Note: This report includes information through April 14 which is Week 30 of 32

Octavio Salazar's Bowling Record - Team 29: Team 29

Week No.	Bowling Date	Old Avg	Old HDCP	-			Total	HDCP Total	Pins	Gms	---Average Change---			High Game	High Sers	HDCP Game	HDCP Sers		
				-1-	-2-	-3-					New	Old	---> +/-						
1	09/02/25	bk202	14	176	171	218	565	607	565	3	188.33	-	0.00	=	188.33	218	565	232	607
2	09/09/25	bk202	14	211	212	162	585	627	1150	6	191.67	-	188.33	=	3.33	218	585	232	627
3	09/16/25	bk202	14	222	213	257	692	734	1842	9	204.67	-	191.67	=	13.00	257	692	271	734
4	09/23/25	204	12	171	217	204	592	628	2434	12	202.83	-	204.67	=	-1.83	257	692	271	734
5	09/30/25	202	14	227	213	215	655	697	3089	15	205.93	-	202.83	=	3.10	257	692	271	734
6	10/14/25	205	12	259	181	185	625	661	3714	18	206.33	-	205.93	=	0.40	259	692	271	734
7	10/21/25	206	11	175	209	194	578	611	4292	21	204.38	-	206.33	=	-1.95	259	692	271	734
8	10/28/25	204	12	195	178	160	533	569	4825	24	201.04	-	204.38	=	-3.34	259	692	271	734
9	11/04/25	201	15	244	197	138	579	624	5404	27	200.15	-	201.04	=	-0.89	259	692	271	734
10	11/11/25	200	16	226	183	221	630	678	6034	30	201.13	-	200.15	=	0.99	259	692	271	734
11	11/18/25	201	15	241	200	190	631	676	6665	33	201.97	-	201.13	=	0.84	259	692	271	734
12	11/25/25	201	15	189	236	226	651	696	7316	36	203.22	-	201.97	=	1.25	259	692	271	734
13	12/02/25	203	13	209	166	138	513	552	7829	39	200.74	-	203.22	=	-2.48	259	692	271	734
14	12/09/25	200	16	192	300	192	684	732	8513	42	202.69	-	200.74	=	1.95	300	692	316	734
15	12/16/25	202	14	155	184	245	584	626	9097	45	202.16	-	202.69	=	-0.53	300	692	316	734
16	01/06/26	202	0				0	0	9097	45	202.16	-	202.16	=	0.00	300	692	316	734

End of 1st split

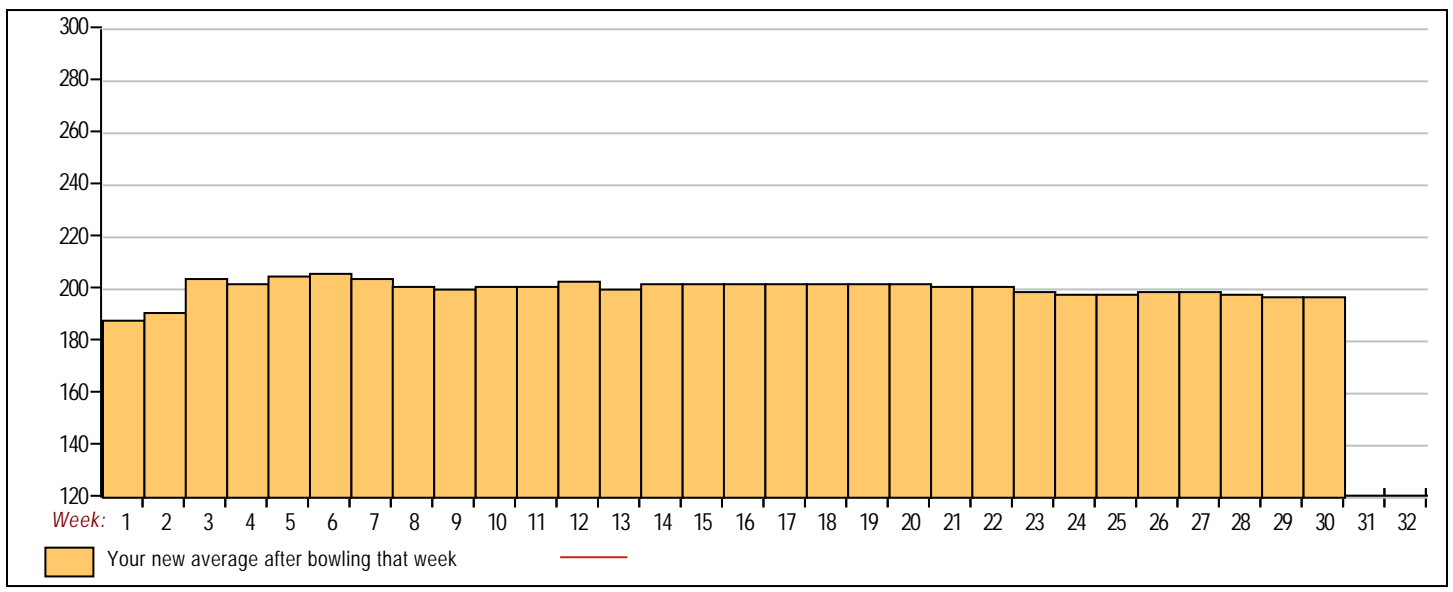
17	01/13/26	202	0				0	0	9097	45	202.16	-	202.16	=	0.00	300	692	316	734
18	01/20/26	202	14	220	178	212	610	652	9707	48	202.23	-	202.16	=	0.07	300	692	316	734
19	01/27/26	202	14	212	226	196	634	676	10341	51	202.76	-	202.23	=	0.54	300	692	316	734
20	02/03/26	202	14	176	224	181	581	623	10922	54	202.26	-	202.76	=	-0.51	300	692	316	734
21	02/10/26	202	14	192	176	209	577	619	11499	57	201.74	-	202.26	=	-0.52	300	692	316	734
22	02/17/26	201	15	145	243	184	572	617	12071	60	201.18	-	201.74	=	-0.55	300	692	316	734
23	02/24/26	201	15	158	173	178	509	554	12580	63	199.68	-	201.18	=	-1.50	300	692	316	734
24	03/03/26	199	16	148	196	195	539	587	13119	66	198.77	-	199.68	=	-0.91	300	692	316	734
25	03/10/26	198	17	183	188	233	604	655	13723	69	198.88	-	198.77	=	0.11	300	692	316	734
26	03/17/26	198	17	192	217	219	628	679	14351	72	199.32	-	198.88	=	0.44	300	692	316	734
27	03/24/26	199	16	149	205	228	582	630	14933	75	199.11	-	199.32	=	-0.21	300	692	316	734
28	03/31/26	199	16	175	181	182	538	586	15471	78	198.35	-	199.11	=	-0.76	300	692	316	734
29	04/07/26	198	17	155	a198	a198	551	602	15626	79	197.80	-	198.35	=	-0.55	300	692	316	734
30	04/14/26	197	18				0	0	15626	79	197.80	-	197.80	=	0.00	300	692	316	734

<100	100's	125's	150's	175's	200's	225's	250's	275's	300's
		5	9	30	21	11	2		1
<400	400's	450's	500's	550's	600's	650's	700's	750's	800's
			5	10	7	4			

Avg of Game 1	Avg of Game 2	Avg of Game 3
192.48	202.58	198.54

High game of 300 on week 14 High series of 692 on week 3 High average of 206.33 after bowling week 6
 Low game of 138 on week 9 Low series of 509 on week 23 Low average of 188.33 after bowling week 1

High Scores by Game
 Game #1: 259 on week 6 Game #2: 300 on week 14 Game #3: 257 on week 3



Note: This report includes information through April 14 which is Week 30 of 32

Matt Lopes's Bowling Record - Team 29: Team 29

Week No.	Bowling Date	Old Avg	Old HDCP	-			Total	HDCP Total	Pins	Gms	---Average Change---			High Game	High Sers	HDCP Game	HDCP Sers		
				-1-	-2-	-3-					New	Old	---> +/-						
3	09/16/25	bk203	13	181	244	200	625	664	625	3	208.33	-	0.00	=	208.33	244	625	257	664
4	09/23/25	bk203	0				0	0	625	3	208.33	-	208.33	=	0.00	244	625	257	664
5	09/30/25	bk203	0				0	0	625	3	208.33	-	208.33	=	0.00	244	625	257	664
6	10/14/25	bk203	0				0	0	625	3	208.33	-	208.33	=	0.00	244	625	257	664
7	10/21/25	bk203	0				0	0	625	3	208.33	-	208.33	=	0.00	244	625	257	664
8	10/28/25	bk203	0				0	0	625	3	208.33	-	208.33	=	0.00	244	625	257	664
9	11/04/25	bk203	0				0	0	625	3	208.33	-	208.33	=	0.00	244	625	257	664
10	11/11/25	bk203	0				0	0	625	3	208.33	-	208.33	=	0.00	244	625	257	664
11	11/18/25	bk203	0				0	0	625	3	208.33	-	208.33	=	0.00	244	625	257	664
12	11/25/25	bk203	0				0	0	625	3	208.33	-	208.33	=	0.00	244	625	257	664
13	12/02/25	bk203	0				0	0	625	3	208.33	-	208.33	=	0.00	244	625	257	664
14	12/09/25	bk203	0				0	0	625	3	208.33	-	208.33	=	0.00	244	625	257	664
15	12/16/25	bk203	13	224	170	211	605	644	1230	6	205.00	-	208.33	=	-3.33	244	625	257	664
16	01/06/26	bk203	0				0	0	1230	6	205.00	-	205.00	=	0.00	244	625	257	664

End of 1st split

17	01/13/26	bk203	13	199	237	259	695	734	1925	9	213.89	-	205.00	=	8.89	259	695	272	734
18	01/20/26	213	0				0	0	1925	9	213.89	-	213.89	=	0.00	259	695	272	734
19	01/27/26	213	0				0	0	1925	9	213.89	-	213.89	=	0.00	259	695	272	734
20	02/03/26	213	5	190	209	235	634	649	2559	12	213.25	-	213.89	=	-0.64	259	695	272	734
21	02/10/26	213	0				0	0	2559	12	213.25	-	213.25	=	0.00	259	695	272	734
22	02/17/26	213	5	228	203	235	666	681	3225	15	215.00	-	213.25	=	1.75	259	695	272	734
23	02/24/26	215	0				0	0	3225	15	215.00	-	215.00	=	0.00	259	695	272	734
24	03/03/26	215	4	170	156	200	526	538	3751	18	208.39	-	215.00	=	-6.61	259	695	272	734
25	03/10/26	208	0				0	0	3751	18	208.39	-	208.39	=	0.00	259	695	272	734
26	03/17/26	208	0				0	0	3751	18	208.39	-	208.39	=	0.00	259	695	272	734
27	03/24/26	208	0				0	0	3751	18	208.39	-	208.39	=	0.00	259	695	272	734
28	03/31/26	208	0				0	0	3751	18	208.39	-	208.39	=	0.00	259	695	272	734
29	04/07/26	208	0				0	0	3751	18	208.39	-	208.39	=	0.00	259	695	272	734
30	04/14/26	208	9				0	0	3751	18	208.39	-	208.39	=	0.00	259	695	272	734

<100	100's	125's	150's	175's	200's	225's	250's	275's	300's
			3	3	6	5	1		
<400	400's	450's	500's	550's	600's	650's	700's	750's	800's
			1		3	2			

Avg of Game 1 **Avg of Game 2** **Avg of Game 3**
198.67 203.17 223.33

High game of 259 on week 17 High series of 695 on week 17 High average of 215.00 after bowling week 22
Low game of 156 on week 24 Low series of 526 on week 24 Low average of 205.00 after bowling week 15

High Scores by Game
Game #1: 228 on week 22 Game #2: 244 on week 3 Game #3: 259 on week 17

