

Note: This report includes information through April 21 which is Week 31 of 32

Jeremiah Sullivan's Bowling Record - Team 24: Team 24

Week No.	Bowling Date	Old Avg	Old HDCP	-			Total	HDCP Total	Pins	Gms	---Average Change---			High Game	High Sers	HDCP Game	HDCP Sers		
				-1-	-2-	-3-					New	Old	---> +/-						
1	09/02/25	bk213	0		214	223	437	447	437	2	218.50	-	0.00	=	218.50	223	437	228	447
2	09/09/25	bk213	5	290	228	258	776	791	1213	5	242.60	-	218.50	=	24.10	290	776	295	791
3	09/16/25	bk213	5	277	244	189	710	725	1923	8	240.38	-	242.60	=	-2.22	290	776	295	791
4	09/23/25	bk213	5	258	203	181	642	647	2565	11	233.18	-	240.38	=	-7.19	290	776	295	791
5	09/30/25	233	0	234	243	226	703	703	3268	14	233.43	-	233.18	=	0.25	290	776	295	791
6	10/14/25	233	0	181	207	257	645	645	3913	17	230.18	-	233.43	=	-3.25	290	776	295	791
7	10/21/25	230	0	257	182	236	675	675	4588	20	229.40	-	230.18	=	-0.78	290	776	295	791
8	10/28/25	229	0	212	202	213	627	627	5215	23	226.74	-	229.40	=	-2.66	290	776	295	791
9	11/04/25	226	0	202	258	182	642	642	5857	26	225.27	-	226.74	=	-1.47	290	776	295	791
10	11/11/25	225	0	220	189	199	608	608	6465	29	222.93	-	225.27	=	-2.34	290	776	295	791
11	11/18/25	222	0	214	232	204	650	650	7115	32	222.34	-	222.93	=	-0.59	290	776	295	791
12	11/25/25	222	0	229	225	275	729	729	7844	35	224.11	-	222.34	=	1.77	290	776	295	791
13	12/02/25	224	0	215	247	225	687	687	8531	38	224.50	-	224.11	=	0.39	290	776	295	791
14	12/09/25	224	0	248	247	218	713	713	9244	41	225.46	-	224.50	=	0.96	290	776	295	791
15	12/16/25	225	0	220	256	237	713	713	9957	44	226.30	-	225.46	=	0.83	290	776	295	791
16	01/06/26	226	0	a226	a226	a226	678	678	9957	44	226.30	-	226.30	=	0.00	290	776	295	791

End of 1st split

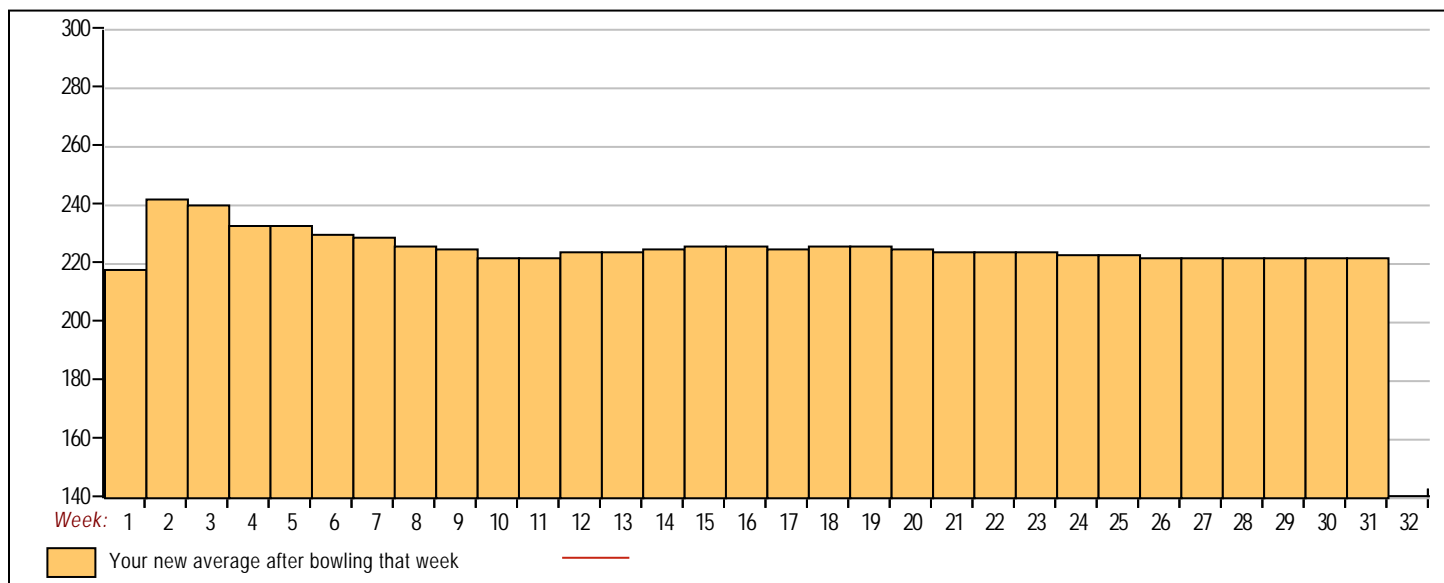
17	01/13/26	226	0	222	214	199	635	635	10592	47	225.36	-	226.30	=	-0.93	290	776	295	791
18	01/20/26	225	0	255	200	266	721	721	11313	50	226.26	-	225.36	=	0.90	290	776	295	791
19	01/27/26	226	0	225	258	189	672	672	11985	53	226.13	-	226.26	=	-0.13	290	776	295	791
20	02/03/26	226	0	227	213	217	657	657	12642	56	225.75	-	226.13	=	-0.38	290	776	295	791
21	02/10/26	225	0	212	196	179	587	587	13229	59	224.22	-	225.75	=	-1.53	290	776	295	791
22	02/17/26	224	0	217	225	217	659	659	13888	62	224.00	-	224.22	=	-0.22	290	776	295	791
23	02/24/26	224	0	244	202	245	691	691	14579	65	224.29	-	224.00	=	0.29	290	776	295	791
24	03/03/26	224	0	201	212	190	603	603	15182	68	223.26	-	224.29	=	-1.03	290	776	295	791
25	03/10/26	223	0	205	256	245	706	706	15888	71	223.77	-	223.26	=	0.51	290	776	295	791
26	03/17/26	223	0	214	154	208	576	576	16464	74	222.49	-	223.77	=	-1.29	290	776	295	791
27	03/24/26	222	0	165	267	226	658	658	17122	77	222.36	-	222.49	=	-0.12	290	776	295	791
28	03/31/26	222	0	258	236	189	683	683	17805	80	222.56	-	222.36	=	0.20	290	776	295	791
29	04/07/26	222	0	200	258	164	622	622	18427	83	222.01	-	222.56	=	-0.55	290	776	295	791
30	04/14/26	222	0	a222	a222	a222	666	666	18427	83	222.01	-	222.01	=	0.00	290	776	295	791
31	04/21/26	222	0	229	247	233	709	709	19136	86	222.51	-	222.01	=	0.50	290	776	295	791

<100	100's	125's	150's	175's	200's	225's	250's	275's	300's
			3	13	29	25	13	3	
<400	400's	450's	500's	550's	600's	650's	700's	750's	800's
				2	8	9	8	1	

Avg of Game 1	Avg of Game 2	Avg of Game 3
226.11	224.66	216.90

High game of 290 on week 2 High series of 776 on week 2 High average of 242.60 after bowling week 2
 Low game of 154 on week 26 Low series of 437 on week 1 Low average of 218.50 after bowling week 1

High Scores by Game
 Game #1: 290 on week 2 Game #2: 267 on week 27 Game #3: 275 on week 12



Note: This report includes information through April 21 which is Week 31 of 32

Brian Young's Bowling Record - Team 24: Team 24

Week No.	Bowling Date	Old Avg	Old HDCP	-1-	-2-	-3-	Total	HDCP Total	Pins	Gms	---Average Change---			High Game	High Sers	HDCP Game	HDCP Sers		
											New	Old	---> +/-						
1	09/02/25	bk158	49	192	171	186	549	696	549	3	183.00	-	0.00	=	183.00	192	549	241	696
2	09/09/25	bk158	49	183	167	154	504	651	1053	6	175.50	-	183.00	=	-7.50	192	549	241	696
3	09/16/25	bk158	49	173	174	166	513	660	1566	9	174.00	-	175.50	=	-1.50	192	549	241	696
4	09/23/25	174	36	166	159	178	503	611	2069	12	172.42	-	174.00	=	-1.58	192	549	241	696
5	09/30/25	172	38	150	149	169	468	582	2537	15	169.13	-	172.42	=	-3.28	192	549	241	696
6	10/14/25	169	40	155	124	203	482	602	3019	18	167.72	-	169.13	=	-1.41	203	549	243	696
7	10/21/25	167	42	154	216	180	550	676	3569	21	169.95	-	167.72	=	2.23	216	550	258	696
8	10/28/25	169	40	126	180	155	461	581	4030	24	167.92	-	169.95	=	-2.04	216	550	258	696
9	11/04/25	167	42	136	195	196	527	653	4557	27	168.78	-	167.92	=	0.86	216	550	258	696
10	11/11/25	168	41	225	171	167	563	686	5120	30	170.67	-	168.78	=	1.89	225	563	266	696
11	11/18/25	170	40	183	150	214	547	667	5667	33	171.73	-	170.67	=	1.06	225	563	266	696
12	11/25/25	171	39	155	160	222	537	654	6204	36	172.33	-	171.73	=	0.61	225	563	266	696
13	12/02/25	172	38	177	183	148	508	622	6712	39	172.10	-	172.33	=	-0.23	225	563	266	696
14	12/09/25	172	38	172	197	134	503	617	7215	42	171.79	-	172.10	=	-0.32	225	563	266	696
15	12/16/25	171	39	162	202	179	543	660	7758	45	172.40	-	171.79	=	0.61	225	563	266	696
16	01/06/26	172	38	197	215	194	606	720	8364	48	174.25	-	172.40	=	1.85	225	606	266	720

End of 1st split

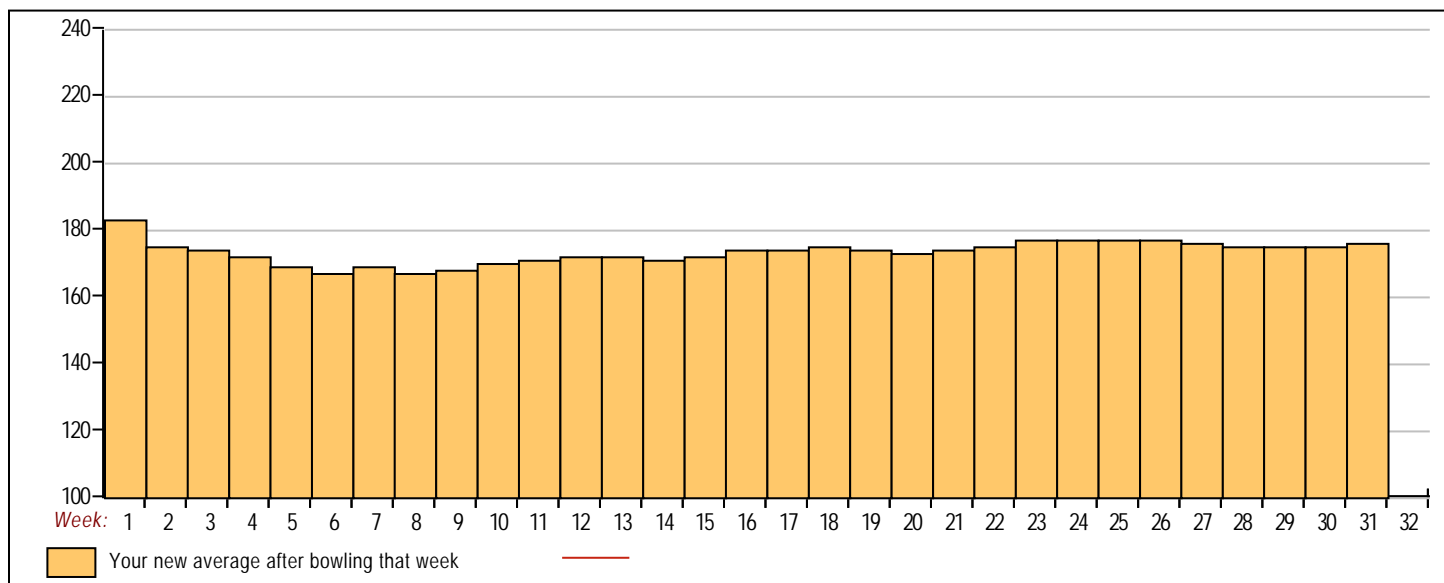
17	01/13/26	174	36	159	184	177	520	628	8884	51	174.20	-	174.25	=	-0.05	225	606	266	720
18	01/20/26	174	36	179	191	206	576	684	9460	54	175.19	-	174.20	=	0.99	225	606	266	720
19	01/27/26	175	36	148	148	189	485	593	9945	57	174.47	-	175.19	=	-0.71	225	606	266	720
20	02/03/26	174	36	199	108	169	476	584	10421	60	173.68	-	174.47	=	-0.79	225	606	266	720
21	02/10/26	173	37	201	208	191	600	711	11021	63	174.94	-	173.68	=	1.25	225	606	266	720
22	02/17/26	174	36	171	201	213	585	693	11606	66	175.85	-	174.94	=	0.91	225	606	266	720
23	02/24/26	175	36	204	211	201	616	724	12222	69	177.13	-	175.85	=	1.28	225	616	266	724
24	03/03/26	177	0				0	0	12222	69	177.13	-	177.13	=	0.00	225	616	266	724
25	03/10/26	177	34	166	157	219	542	644	12764	72	177.28	-	177.13	=	0.15	225	616	266	724
26	03/17/26	177	34	168	197	147	512	614	13276	75	177.01	-	177.28	=	-0.26	225	616	266	724
27	03/24/26	177	34	180	164	115	459	561	13735	78	176.09	-	177.01	=	-0.92	225	616	266	724
28	03/31/26	176	35	136	158	164	458	563	14193	81	175.22	-	176.09	=	-0.87	225	616	266	724
29	04/07/26	175	36	178	188	191	557	665	14750	84	175.60	-	175.22	=	0.37	225	616	266	724
30	04/14/26	175	36	126	168	198	492	600	15242	87	175.20	-	175.60	=	-0.40	225	616	266	724
31	04/21/26	175	36	186	186	227	599	707	15841	90	176.01	-	175.20	=	0.82	227	616	266	724

<100	100's	125's	150's	175's	200's	225's	250's	275's	300's
	3	10	30	30	15	2			
<400	400's	450's	500's	550's	600's	650's	700's	750's	800's
		8	13	6	3				

Avg of Game 1 **Avg of Game 2** **Avg of Game 3**
170.23 176.07 181.73

High game of 227 on week 31 High series of 616 on week 23 High average of 183.00 after bowling week 1
Low game of 108 on week 20 Low series of 458 on week 28 Low average of 167.72 after bowling week 6

High Scores by Game
Game #1: 225 on week 10 Game #2: 216 on week 7 Game #3: 227 on week 31



Note: This report includes information through April 21 which is Week 31 of 32

Harry Yee's Bowling Record - Team 24: Team 24

Week No.	Bowling Date	Old Avg	Old HDCP	-			Total	HDCP Total	Pins	Gms	---Average Change---			High Game	High Sers	HDCP Game	HDCP Sers		
				-1-	-2-	-3-					New	Old	---> +/-						
1	09/02/25	bk193	21	205	156	188	549	612	549	3	183.00	-	0.00	=	183.00	205	549	226	612
2	09/09/25	bk193	21	234	216	166	616	679	1165	6	194.17	-	183.00	=	11.17	234	616	255	679
3	09/16/25	bk193	21	201	174	202	577	640	1742	9	193.56	-	194.17	=	-0.61	234	616	255	679
4	09/23/25	193	21	203	185	202	590	653	2332	12	194.33	-	193.56	=	0.78	234	616	255	679
5	09/30/25	194	20	224	221	181	626	686	2958	15	197.20	-	194.33	=	2.87	234	626	255	686
6	10/14/25	197	18	188	164	157	509	563	3467	18	192.61	-	197.20	=	-4.59	234	626	255	686
7	10/21/25	192	22	221	225	232	678	744	4145	21	197.38	-	192.61	=	4.77	234	678	255	744
8	10/28/25	197	18	150	181	191	522	576	4667	24	194.46	-	197.38	=	-2.92	234	678	255	744
9	11/04/25	194	20	200	234	176	610	670	5277	27	195.44	-	194.46	=	0.99	234	678	255	744
10	11/11/25	195	20	195	182	225	602	662	5879	30	195.97	-	195.44	=	0.52	234	678	255	744
11	11/18/25	195	20	225	171	218	614	674	6493	33	196.76	-	195.97	=	0.79	234	678	255	744
12	11/25/25	196	19	219	191	169	579	636	7072	36	196.44	-	196.76	=	-0.31	234	678	255	744
13	12/02/25	196	19	224	211	224	659	716	7731	39	198.23	-	196.44	=	1.79	234	678	255	744
14	12/09/25	198	17	a198	a198	a198	594	645	7731	39	198.23	-	198.23	=	0.00	234	678	255	744
15	12/16/25	198	17	249	183	169	601	652	8332	42	198.38	-	198.23	=	0.15	249	678	266	744
16	01/06/26	198	17	140	185	199	524	575	8856	45	196.80	-	198.38	=	-1.58	249	678	266	744

End of 1st split

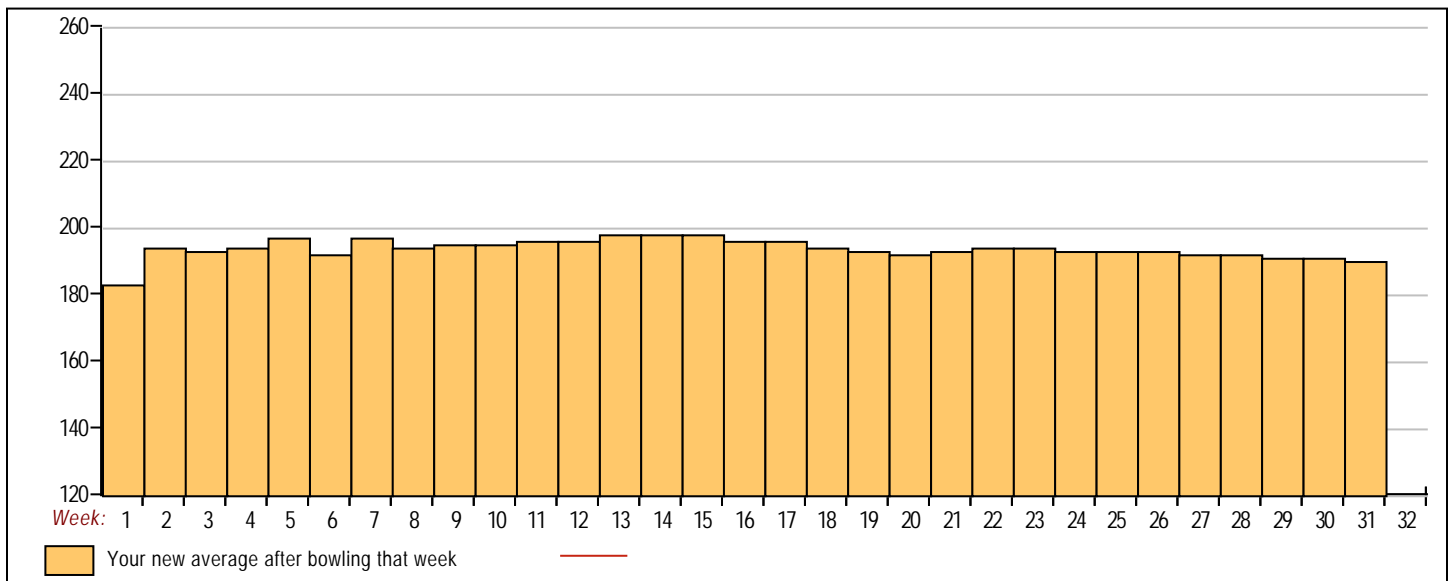
17	01/13/26	196	19	150	231	206	587	644	9443	48	196.73	-	196.80	=	-0.07	249	678	266	744
18	01/20/26	196	19	151	217	124	492	549	9935	51	194.80	-	196.73	=	-1.93	249	678	266	744
19	01/27/26	194	20	172	132	191	495	555	10430	54	193.15	-	194.80	=	-1.66	249	678	266	744
20	02/03/26	193	21	198	175	160	533	596	10963	57	192.33	-	193.15	=	-0.81	249	678	266	744
21	02/10/26	192	22	225	229	180	634	700	11597	60	193.28	-	192.33	=	0.95	249	678	266	744
22	02/17/26	193	21	257	173	248	678	741	12275	63	194.84	-	193.28	=	1.56	257	678	278	744
23	02/24/26	194	20	185	193	182	560	620	12835	66	194.47	-	194.84	=	-0.37	257	678	278	744
24	03/03/26	194	20	162	209	179	550	610	13385	69	193.99	-	194.47	=	-0.48	257	678	278	744
25	03/10/26	193	21	200	158	214	572	635	13957	72	193.85	-	193.99	=	-0.14	257	678	278	744
26	03/17/26	193	21	166	199	166	531	594	14488	75	193.17	-	193.85	=	-0.67	257	678	278	744
27	03/24/26	193	21	121	224	166	511	574	14999	78	192.29	-	193.17	=	-0.88	257	678	278	744
28	03/31/26	192	22	168	218	217	603	669	15602	81	192.62	-	192.29	=	0.32	257	678	278	744
29	04/07/26	192	22	160	181	159	500	566	16102	84	191.69	-	192.62	=	-0.93	257	678	278	744
30	04/14/26	191	23	182	152	193	527	596	16629	87	191.14	-	191.69	=	-0.55	257	678	278	744
31	04/21/26	191	23	191	192	170	553	622	17182	90	190.91	-	191.14	=	-0.23	257	678	278	744

<100	100's	125's	150's	175's	200's	225's	250's	275's	300's
	2	2	24	27	23	11	1		
<400	400's	450's	500's	550's	600's	650's	700's	750's	800's
		2	9	8	8	3			

Avg of Game 1	Avg of Game 2	Avg of Game 3
192.20	192.07	188.47

High game of 257 on week 22 High series of 678 on week 7 High average of 198.38 after bowling week 15
 Low game of 121 on week 27 Low series of 492 on week 18 Low average of 183.00 after bowling week 1

High Scores by Game
 Game #1: 257 on week 22 Game #2: 234 on week 9 Game #3: 248 on week 22



Note: This report includes information through April 21 which is Week 31 of 32

Derek Kwan's Bowling Record - Team 24: Team 24

Week No.	Bowling Date	Old Avg	Old HDCP	-1-	-2-	-3-	Total	HDCP Total	Pins	Gms	---Average Change---			High Game	High Sers	HDCP Game	HDCP Sers		
											New	- Old	---> +/-						
End of 1st split																			
24	03/03/26	bk136	67	166	126	173	465	666	465	3	155.00	-	0.00	=	155.00	173	465	240	666
25	03/10/26	bk136	0				0	0	465	3	155.00	-	155.00	=	0.00	173	465	240	666
26	03/17/26	bk136	0				0	0	465	3	155.00	-	155.00	=	0.00	173	465	240	666
27	03/24/26	bk136	0				0	0	465	3	155.00	-	155.00	=	0.00	173	465	240	666
28	03/31/26	bk136	0				0	0	465	3	155.00	-	155.00	=	0.00	173	465	240	666
29	04/07/26	bk136	0				0	0	465	3	155.00	-	155.00	=	0.00	173	465	240	666
30	04/14/26	bk136	0				0	0	465	3	155.00	-	155.00	=	0.00	173	465	240	666
31	04/21/26	bk136	67				0	0	465	3	155.00	-	155.00	=	0.00	173	465	240	666



<u><100</u>	<u>100's</u>	<u>125's</u>	<u>150's</u>	<u>175's</u>	<u>200's</u>	<u>225's</u>	<u>250's</u>	<u>275's</u>	<u>300's</u>
		1	2						
<u><400</u>	<u>400's</u>	<u>450's</u>	<u>500's</u>	<u>550's</u>	<u>600's</u>	<u>650's</u>	<u>700's</u>	<u>750's</u>	<u>800's</u>
		1							

<u>Avg of Game 1</u>	<u>Avg of Game 2</u>	<u>Avg of Game 3</u>
166.00	126.00	173.00

High game of 173 on week 24
Low game of 126 on week 24

High series of 465 on week 24
Low series of 465 on week 24

High average of 155.00 after bowling week 24
Low average of 155.00 after bowling week 24

High Scores by Game

Game #1: 166 on week 24 Game #2: 126 on week 24 Game #3: 173 on week 24

