

Note: This report includes information through April 28 which is Week 32 of 32

Juan Almanza's Bowling Record - Team 22: Shots-R-Us

Week No.	Bowling Date	Old Avg	Old HDCP	-1-	-2-	-3-	Total	HDCP Total	Pins	Gms	---Average Change---			High Game	High Sers	HDCP Game	HDCP Sers		
											New	Old	---> +/-						
1	09/02/25	bk186	27	222	151	194	567	648	567	3	189.00	-	0.00	=	189.00	222	567	249	648
2	09/09/25	bk186	27	254	213	224	691	772	1258	6	209.67	-	189.00	=	20.67	254	691	281	772
3	09/16/25	bk186	27	217	206	169	592	673	1850	9	205.56	-	209.67	=	-4.11	254	691	281	772
4	09/23/25	205	12	218	184	201	603	639	2453	12	204.42	-	205.56	=	-1.14	254	691	281	772
5	09/30/25	204	12	209	256	224	689	725	3142	15	209.47	-	204.42	=	5.05	256	691	281	772
6	10/14/25	209	8	160	192	242	594	618	3736	18	207.56	-	209.47	=	-1.91	256	691	281	772
7	10/21/25	207	10	176	179	188	543	573	4279	21	203.76	-	207.56	=	-3.79	256	691	281	772
8	10/28/25	203	13	157	213	1174	544	583	4649	23	202.13	-	203.76	=	-1.63	256	691	281	772
9	11/04/25	202	0				0	0	4649	23	202.13	-	202.13	=	0.00	256	691	281	772
10	11/11/25	202	14	137	226	187	550	592	5199	26	199.96	-	202.13	=	-2.17	256	691	281	772
11	11/18/25	199	16	196	191	197	584	632	5783	29	199.41	-	199.96	=	-0.55	256	691	281	772
12	11/25/25	199	16	211	225	161	597	645	6380	32	199.38	-	199.41	=	-0.04	256	691	281	772
13	12/02/25	199	16	168	208	222	598	646	6978	35	199.37	-	199.38	=	0.00	256	691	281	772
14	12/09/25	199	16	191	246	202	639	687	7617	38	200.45	-	199.37	=	1.08	256	691	281	772
15	12/16/25	200	16	147	173	224	544	592	8161	41	199.05	-	200.45	=	-1.40	256	691	281	772
16	01/06/26	199	16	180	199	182	561	609	8722	44	198.23	-	199.05	=	-0.82	256	691	281	772

End of 1st split

17	01/13/26	198	17	160	167	218	545	596	9267	47	197.17	-	198.23	=	-1.06	256	691	281	772
18	01/20/26	197	18	268	247	173	688	742	9955	50	199.10	-	197.17	=	1.93	268	691	286	772
19	01/27/26	199	16	192	223	267	682	730	10637	53	200.70	-	199.10	=	1.60	268	691	286	772
20	02/03/26	200	16	181	239	203	623	671	11260	56	201.07	-	200.70	=	0.37	268	691	286	772
21	02/10/26	201	15	167	166	204	537	582	11797	59	199.95	-	201.07	=	-1.12	268	691	286	772
22	02/17/26	199	16	183	192	197	572	620	12369	62	199.50	-	199.95	=	-0.45	268	691	286	772
23	02/24/26	199	16	228	279	265	772	820	13141	65	202.17	-	199.50	=	2.67	279	772	295	820
24	03/03/26	202	14	215	154	178	547	589	13688	68	201.29	-	202.17	=	-0.88	279	772	295	820
25	03/10/26	201	15	235	162	117	514	559	14202	71	200.03	-	201.29	=	-1.27	279	772	295	820
26	03/17/26	200	16	215	193	122	530	578	14732	74	199.08	-	200.03	=	-0.95	279	772	295	820
27	03/24/26	199	0				0	0	14732	74	199.08	-	199.08	=	0.00	279	772	295	820
28	03/31/26	199	16	178	168	213	559	607	15291	77	198.58	-	199.08	=	-0.50	279	772	295	820
29	04/07/26	198	17	180	161	269	610	661	15901	80	198.76	-	198.58	=	0.18	279	772	295	820
30	04/14/26	198	17	142	208	206	556	607	16457	83	198.28	-	198.76	=	-0.49	279	772	295	820
31	04/21/26	198	17	a198	a198	a198	594	645	16457	83	198.28	-	198.28	=	0.00	279	772	295	820
32	04/28/26	198	17	189	183	181	553	604	17010	86	197.79	-	198.28	=	-0.49	279	772	295	820

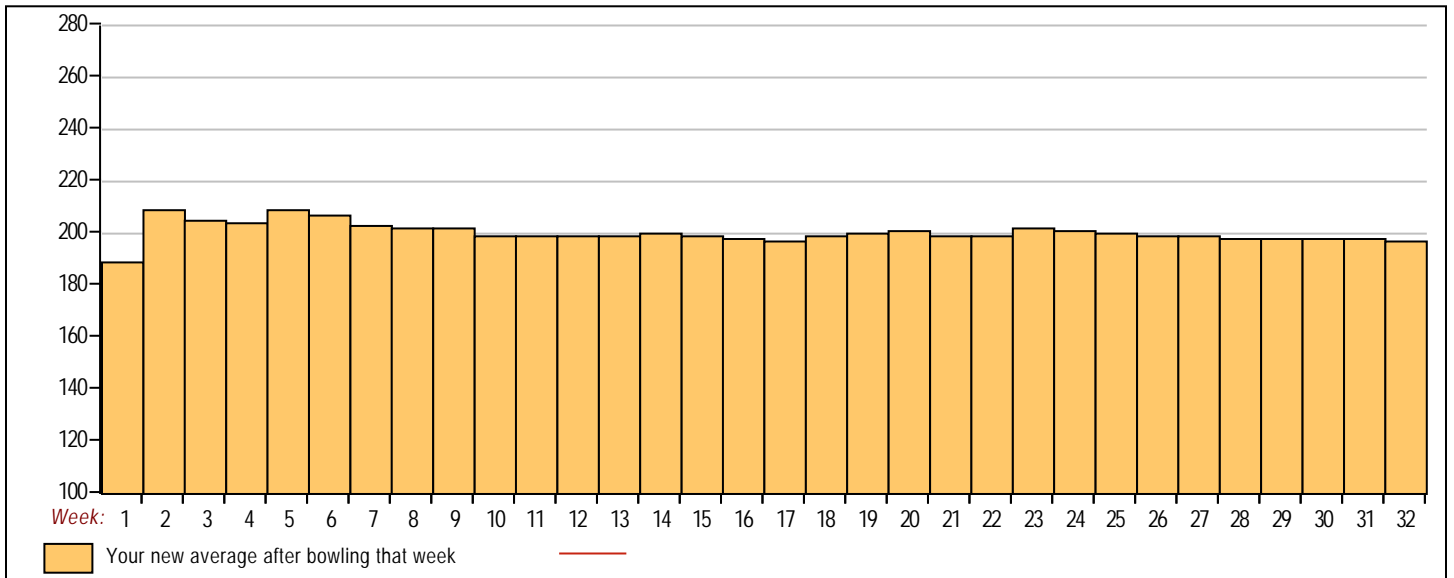
End of 2nd split

<u><100</u>	<u>100's</u>	<u>125's</u>	<u>150's</u>	<u>175's</u>	<u>200's</u>	<u>225's</u>	<u>250's</u>	<u>275's</u>	<u>300's</u>
	2	3	16	26	24	8	6	1	
<u><400</u>	<u>400's</u>	<u>450's</u>	<u>500's</u>	<u>550's</u>	<u>600's</u>	<u>650's</u>	<u>700's</u>	<u>750's</u>	<u>800's</u>
			7	12	4	4		1	

<u>Avg of Game 1</u>	<u>Avg of Game 2</u>	<u>Avg of Game 3</u>
192.28	200.14	201.07

High game of 279 on week 23 High series of 772 on week 23 High average of 209.67 after bowling week 2
 Low game of 117 on week 25 Low series of 514 on week 25 Low average of 189.00 after bowling week 1

High Scores by Game
 Game #1: 268 on week 18 Game #2: 279 on week 23 Game #3: 269 on week 29



Note: This report includes information through April 28 which is Week 32 of 32

Albert Wan's Bowling Record - Team 22: Shots-R-Us

Week No.	Bowling Date	Old Avg	Old HDCP	-1-	-2-	-3-	Total	HDCP Total	Pins	Gms	---Average Change---			High Game	High Sers	HDCP Game	HDCP Sers		
											New	Old	---> +/-						
1	09/02/25	bk164	44	167	160	162	489	621	489	3	163.00	-	0.00	=	163.00	167	489	211	621
2	09/09/25	bk164	44	225	179	130	534	666	1023	6	170.50	-	163.00	=	7.50	225	534	269	666
3	09/16/25	bk164	44	159	178	156	493	625	1516	9	168.44	-	170.50	=	-2.06	225	534	269	666
4	09/23/25	168	41	170	155	137	462	585	1978	12	164.83	-	168.44	=	-3.61	225	534	269	666
5	09/30/25	164	44	126	133	181	440	572	2418	15	161.20	-	164.83	=	-3.63	225	534	269	666
6	10/14/25	161	47	144	161	171	476	617	2894	18	160.78	-	161.20	=	-0.42	225	534	269	666
7	10/21/25	160	48	152	143	133	428	572	3322	21	158.19	-	160.78	=	-2.59	225	534	269	666
8	10/28/25	158	49	154	200	180	534	681	3856	24	160.67	-	158.19	=	2.48	225	534	269	681
9	11/04/25	160	48	179	149	146	474	618	4330	27	160.37	-	160.67	=	-0.30	225	534	269	681
10	11/11/25	160	48	146	205	168	519	663	4849	30	161.63	-	160.37	=	1.26	225	534	269	681
11	11/18/25	161	47	152	148	146	446	587	5295	33	160.45	-	161.63	=	-1.18	225	534	269	681
12	11/25/25	160	48	174	207	148	529	673	5824	36	161.78	-	160.45	=	1.32	225	534	269	681
13	12/02/25	161	47	148	188	183	519	660	6343	39	162.64	-	161.78	=	0.86	225	534	269	681
14	12/09/25	162	46	138	168	210	516	654	6859	42	163.31	-	162.64	=	0.67	225	534	269	681
15	12/16/25	163	45	115	135	183	433	568	7292	45	162.04	-	163.31	=	-1.27	225	534	269	681
16	01/06/26	162	46	132	212	190	534	672	7826	48	163.04	-	162.04	=	1.00	225	534	269	681

End of 1st split

17	01/13/26	163	45	157	159	167	483	618	8309	51	162.92	-	163.04	=	-0.12	225	534	269	681
18	01/20/26	162	46	145	162	198	505	643	8814	54	163.22	-	162.92	=	0.30	225	534	269	681
19	01/27/26	163	45	122	155	168	445	580	9259	57	162.44	-	163.22	=	-0.78	225	534	269	681
20	02/03/26	162	46	151	158	102	411	549	9670	60	161.17	-	162.44	=	-1.27	225	534	269	681
21	02/10/26	161	47	185	127	191	503	644	10173	63	161.48	-	161.17	=	0.31	225	534	269	681
22	02/17/26	161	47	148	178	185	511	652	10684	66	161.88	-	161.48	=	0.40	225	534	269	681
23	02/24/26	161	47	159	171	178	508	649	11192	69	162.20	-	161.88	=	0.32	225	534	269	681
24	03/03/26	162	46	174	170	141	485	623	11677	72	162.18	-	162.20	=	-0.02	225	534	269	681
25	03/10/26	162	46	175	147	154	476	614	12153	75	162.04	-	162.18	=	-0.14	225	534	269	681
26	03/17/26	162	0				0	0	12153	75	162.04	-	162.04	=	0.00	225	534	269	681
27	03/24/26	162	0				0	0	12153	75	162.04	-	162.04	=	0.00	225	534	269	681
28	03/31/26	162	0				0	0	12153	75	162.04	-	162.04	=	0.00	225	534	269	681
29	04/07/26	162	46	126	161	154	441	579	12594	78	161.46	-	162.04	=	-0.58	225	534	269	681
30	04/14/26	161	0				0	0	12594	78	161.46	-	161.46	=	0.00	225	534	269	681
31	04/21/26	161	47	151	152	143	446	587	13040	81	160.99	-	161.46	=	-0.47	225	534	269	681
32	04/28/26	160	48	159	163	167	489	633	13529	84	161.06	-	160.99	=	0.07	225	534	269	681

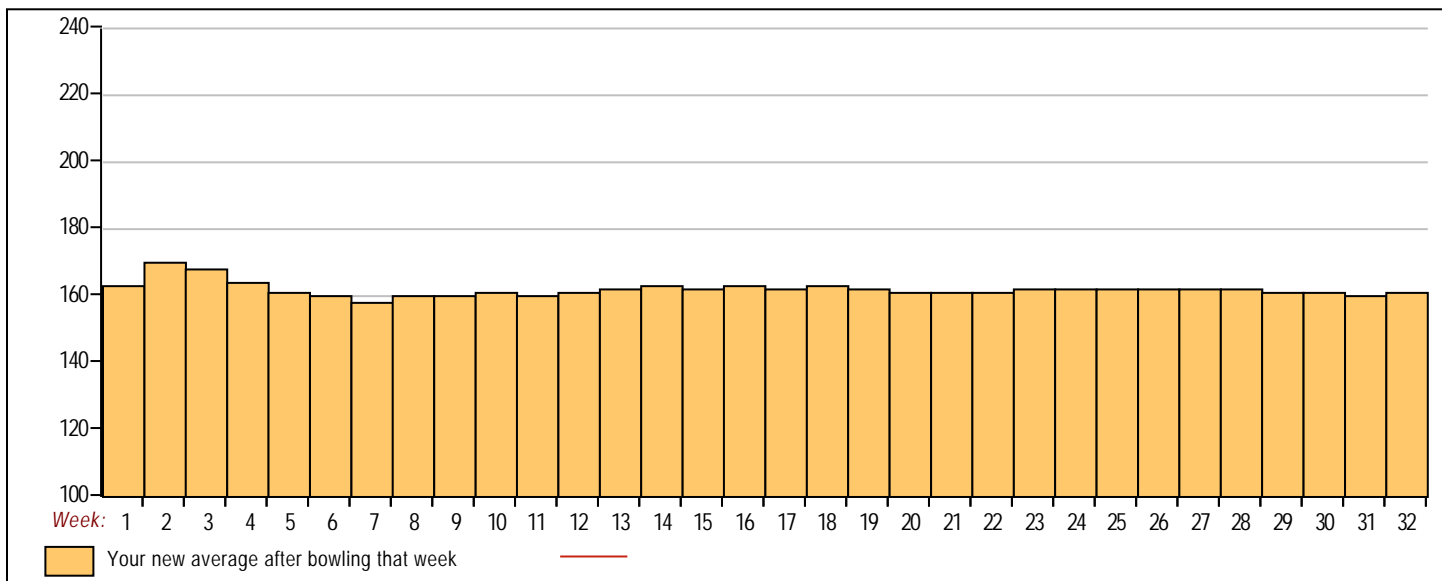
End of 2nd split

<u><100</u>	<u>100's</u>	<u>125's</u>	<u>150's</u>	<u>175's</u>	<u>200's</u>	<u>225's</u>	<u>250's</u>	<u>275's</u>	<u>300's</u>
	3	24	35	16	5	1			
<u><400</u>	<u>400's</u>	<u>450's</u>	<u>500's</u>	<u>550's</u>	<u>600's</u>	<u>650's</u>	<u>700's</u>	<u>750's</u>	<u>800's</u>
	8	9	11						

<u>Avg of Game 1</u>	<u>Avg of Game 2</u>	<u>Avg of Game 3</u>
154.75	165.14	163.29

High game of 225 on week 2 High series of 534 on week 2 High average of 170.50 after bowling week 2
 Low game of 102 on week 20 Low series of 411 on week 20 Low average of 158.19 after bowling week 7

High Scores by Game
 Game #1: 225 on week 2 Game #2: 212 on week 16 Game #3: 210 on week 14



Note: This report includes information through April 28 which is Week 32 of 32

Mark Hosoda's Bowling Record - Team 22: Shots-R-Us

Week No.	Bowling Date	Old Avg	Old HDCP	Shots			Total	HDCP Total	Pins	Gms	---Average Change---			High Game	High Sers	HDCP Game	HDCP Sers		
				-1-	-2-	-3-					New	Old	---> +/-						
1	09/02/25	bk190	24	195	196	210	601	673	601	3	200.33	-	0.00	=	200.33	210	601	234	673
2	09/09/25	bk190	24	172	195	212	579	651	1180	6	196.67	-	200.33	=	-3.67	212	601	236	673
3	09/16/25	bk190	24	153	147	216	516	588	1696	9	188.44	-	196.67	=	-8.22	216	601	240	673
4	09/23/25	188	25	151	158	150	459	534	2155	12	179.58	-	188.44	=	-8.86	216	601	240	673
5	09/30/25	180	32	136	162	189	487	583	2642	15	176.13	-	179.58	=	-3.45	216	601	240	673
6	10/14/25	180	32	222	130	215	567	663	3209	18	178.28	-	176.13	=	2.14	222	601	254	673
7	10/21/25	180	32	198	170	208	576	672	3785	21	180.24	-	178.28	=	1.96	222	601	254	673
8	10/28/25	180	32	171	170	141	482	578	4267	24	177.79	-	180.24	=	-2.45	222	601	254	673
9	11/04/25	180	32	173	202	210	585	681	4852	27	179.70	-	177.79	=	1.91	222	601	254	681
10	11/11/25	180	32	160	175	160	495	591	5347	30	178.23	-	179.70	=	-1.47	222	601	254	681
11	11/18/25	180	0				0	0	5347	30	178.23	-	178.23	=	0.00	222	601	254	681
12	11/25/25	180	0				0	0	5347	30	178.23	-	178.23	=	0.00	222	601	254	681
13	12/02/25	180	0				0	0	5347	30	178.23	-	178.23	=	0.00	222	601	254	681
14	12/09/25	180	32	a180	a180	a180	540	636	5347	30	178.23	-	178.23	=	0.00	222	601	254	681
15	12/16/25	180	0				0	0	5347	30	178.23	-	178.23	=	0.00	222	601	254	681
16	01/06/26	180	32	a180	a180	a180	540	636	5347	30	178.23	-	178.23	=	0.00	222	601	254	681

End of 1st split

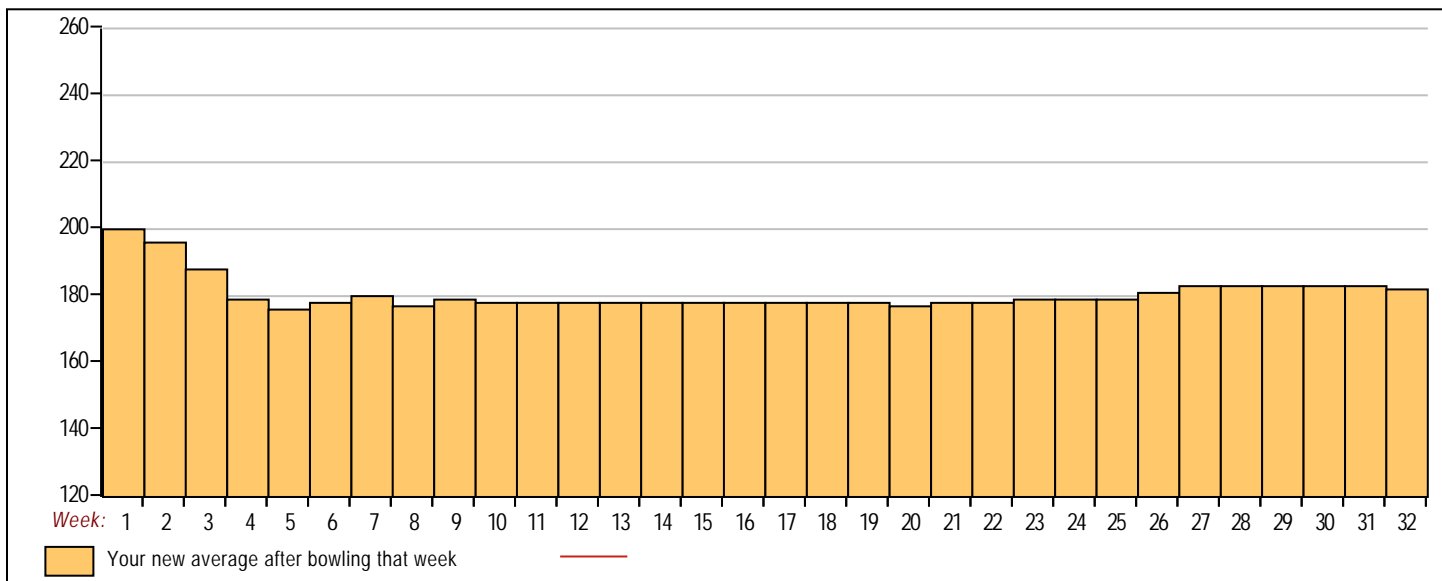
17	01/13/26	180	0				0	0	5347	30	178.23	-	178.23	=	0.00	222	601	254	681
18	01/20/26	180	0				0	0	5347	30	178.23	-	178.23	=	0.00	222	601	254	681
19	01/27/26	180	0				0	0	5347	30	178.23	-	178.23	=	0.00	222	601	254	681
20	02/03/26	180	32	192	138	196	526	622	5873	33	177.97	-	178.23	=	-0.26	222	601	254	681
21	02/10/26	180	32	199	190	179	568	664	6441	36	178.92	-	177.97	=	0.95	222	601	254	681
22	02/17/26	180	32	a180	a180	a180	540	636	6441	36	178.92	-	178.92	=	0.00	222	601	254	681
23	02/24/26	180	32	177	192	207	576	672	7017	39	179.92	-	178.92	=	1.01	222	601	254	681
24	03/03/26	180	0				0	0	7017	39	179.92	-	179.92	=	0.00	222	601	254	681
25	03/10/26	180	0				0	0	7017	39	179.92	-	179.92	=	0.00	222	601	254	681
26	03/17/26	180	32	193	212	203	608	704	7625	42	181.55	-	179.92	=	1.62	222	608	254	704
27	03/24/26	181	31	201	255	162	618	711	8243	45	183.18	-	181.55	=	1.63	255	618	286	711
28	03/31/26	183	0				0	0	8243	45	183.18	-	183.18	=	0.00	255	618	286	711
29	04/07/26	183	0				0	0	8243	45	183.18	-	183.18	=	0.00	255	618	286	711
30	04/14/26	183	0				0	0	8243	45	183.18	-	183.18	=	0.00	255	618	286	711
31	04/21/26	183	29	a183	a183	a183	549	636	8243	45	183.18	-	183.18	=	0.00	255	618	286	711
32	04/28/26	183	29	167	168	178	513	600	8756	48	182.42	-	183.18	=	-0.76	255	618	286	711

End of 2nd split

<u><100</u>	<u>100's</u>	<u>125's</u>	<u>150's</u>	<u>175's</u>	<u>200's</u>	<u>225's</u>	<u>250's</u>	<u>275's</u>	<u>300's</u>
		5	15	15	12		1		
<u><400</u>	<u>400's</u>	<u>450's</u>	<u>500's</u>	<u>550's</u>	<u>600's</u>	<u>650's</u>	<u>700's</u>	<u>750's</u>	<u>800's</u>
		4	3	6	3				
<u>Avg of Game 1</u>			<u>Avg of Game 2</u>			<u>Avg of Game 3</u>			
178.75			178.75			189.75			

High game of 255 on week 27 High series of 618 on week 27 High average of 200.33 after bowling week 1
 Low game of 130 on week 6 Low series of 459 on week 4 Low average of 176.13 after bowling week 5

High Scores by Game
 Game #1: 222 on week 6 Game #2: 255 on week 27 Game #3: 216 on week 3



Note: This report includes information through April 28 which is Week 32 of 32

Tyler Nakasu's Bowling Record - Team 22: Shots-R-Us

Week No.	Bowling Date	Old Avg	Old HDCP	-1-	-2-	-3-	Total	HDCP Total	Pins	Gms	---Average Change---			High Game	High Sers	HDCP Game	HDCP Sers	
											New	Old	Change					
											+	-	=					
End of 1st split																		
29	04/07/26	bk173	0				0	0	0	0	-	0.00	=	0.00	0	0		
30	04/14/26	bk173	37	162	159	217	538	649	538	3	179.33	-	0.00	=	179.33	217	538	254 649
31	04/21/26	bk173	0				0	0	538	3	179.33	-	179.33	=	0.00	217	538	254 649
32	04/28/26	bk173	37				0	0	538	3	179.33	-	179.33	=	0.00	217	538	254 649

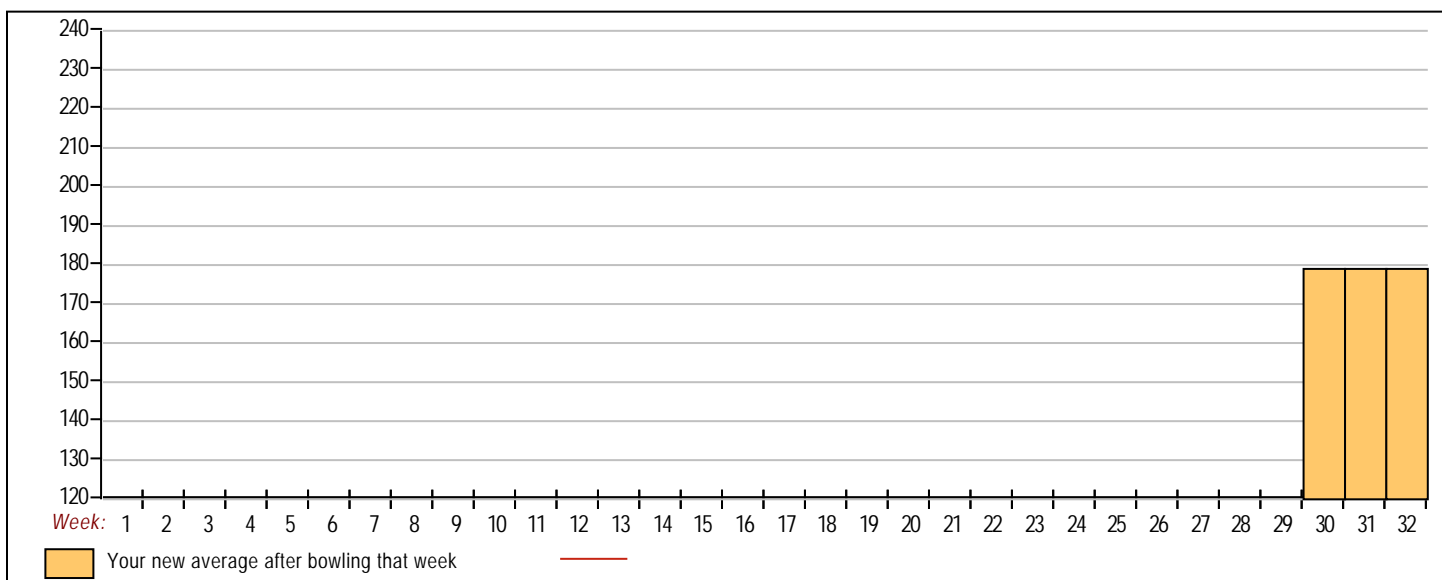
End of 2nd split

<u><100</u>	<u>100's</u>	<u>125's</u>	<u>150's</u>	<u>175's</u>	<u>200's</u>	<u>225's</u>	<u>250's</u>	<u>275's</u>	<u>300's</u>
			2		1				
<u><400</u>	<u>400's</u>	<u>450's</u>	<u>500's</u>	<u>550's</u>	<u>600's</u>	<u>650's</u>	<u>700's</u>	<u>750's</u>	<u>800's</u>
			1						

<u>Avg of Game 1</u>	<u>Avg of Game 2</u>	<u>Avg of Game 3</u>
162.00	159.00	217.00

High game of 217 on week 30 High series of 538 on week 30 High average of 179.33 after bowling week 30
 Low game of 159 on week 30 Low series of 538 on week 30 Low average of 179.33 after bowling week 30

High Scores by Game
 Game #1: 162 on week 30 Game #2: 159 on week 30 Game #3: 217 on week 30



Note: This report includes information through April 28 which is Week 32 of 32

Steven Lam's Bowling Record - Team 22: Shots-R-Us

Week No.	Bowling Date	Old Avg	Old HDCP	-1-	-2-	-3-	Total	HDCP Total	Pins	Gms	---Average Change---			High Game	High Sers	HDCP Game	HDCP Sers		
											New	Old	Change						
End of 1st split																			
29	04/07/26	bk179	0				0	0	0	0	-	0.00	=	0.00	0	0			
30	04/14/26	bk179	32	114	162	151	427	523	427	3	142.33	-	0.00	=	142.33	162	427	194	523
31	04/21/26	bk179	0				0	0	427	3	142.33	-	142.33	=	0.00	162	427	194	523
32	04/28/26	bk179	32				0	0	427	3	142.33	-	142.33	=	0.00	162	427	194	523

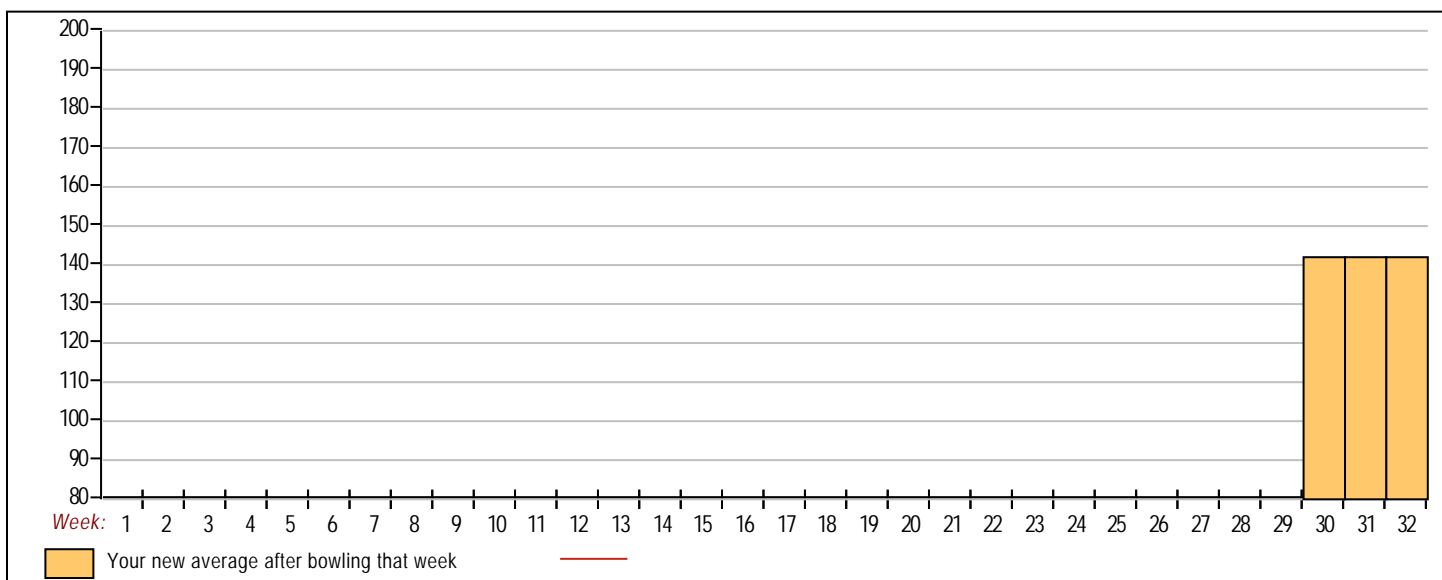
End of 2nd split

<u><100</u>	<u>100's</u>	<u>125's</u>	<u>150's</u>	<u>175's</u>	<u>200's</u>	<u>225's</u>	<u>250's</u>	<u>275's</u>	<u>300's</u>
	1		2						
<u><400</u>	<u>400's</u>	<u>450's</u>	<u>500's</u>	<u>550's</u>	<u>600's</u>	<u>650's</u>	<u>700's</u>	<u>750's</u>	<u>800's</u>
	1								

<u>Avg of Game 1</u>	<u>Avg of Game 2</u>	<u>Avg of Game 3</u>
114.00	162.00	151.00

High game of 162 on week 30 High series of 427 on week 30 High average of 142.33 after bowling week 30
 Low game of 114 on week 30 Low series of 427 on week 30 Low average of 142.33 after bowling week 30

High Scores by Game
 Game #1: 114 on week 30 Game #2: 162 on week 30 Game #3: 151 on week 30



Note: This report includes information through April 28 which is Week 32 of 32

Anthony Le's Bowling Record - Team 22: Shots-R-Us

Week No.	Bowling Date	Old Avg	Old HDCP	-1-	-2-	-3-	Total	HDCP Total	Pins	Gms	---Average Change---			High Game	High Sers	HDCP Game	HDCP Sers
											New - Old	--->	+/-				
11	11/18/25	bk210	0				0	0	0	0		- 0.00	= 0.00	0	0		
12	11/25/25	bk210	8	210	213	247	670	694	670	3	223.33	- 0.00	= 223.33	247	670	255	694
13	12/02/25	bk210	0				0	0	670	3	223.33	- 223.33	= 0.00	247	670	255	694
14	12/09/25	bk210	0				0	0	670	3	223.33	- 223.33	= 0.00	247	670	255	694
15	12/16/25	bk210	0				0	0	670	3	223.33	- 223.33	= 0.00	247	670	255	694
16	01/06/26	bk210	0				0	0	670	3	223.33	- 223.33	= 0.00	247	670	255	694

End of 1st split

17	01/13/26	bk210	0				0	0	670	3	223.33	- 223.33	= 0.00	247	670	255	694
18	01/20/26	bk210	0				0	0	670	3	223.33	- 223.33	= 0.00	247	670	255	694
19	01/27/26	bk210	0				0	0	670	3	223.33	- 223.33	= 0.00	247	670	255	694
20	02/03/26	bk210	0				0	0	670	3	223.33	- 223.33	= 0.00	247	670	255	694
21	02/10/26	bk210	0				0	0	670	3	223.33	- 223.33	= 0.00	247	670	255	694
22	02/17/26	bk210	0				0	0	670	3	223.33	- 223.33	= 0.00	247	670	255	694
23	02/24/26	bk210	0				0	0	670	3	223.33	- 223.33	= 0.00	247	670	255	694
24	03/03/26	bk210	0				0	0	670	3	223.33	- 223.33	= 0.00	247	670	255	694
25	03/10/26	bk210	0				0	0	670	3	223.33	- 223.33	= 0.00	247	670	255	694
26	03/17/26	bk210	0				0	0	670	3	223.33	- 223.33	= 0.00	247	670	255	694
27	03/24/26	bk210	0				0	0	670	3	223.33	- 223.33	= 0.00	247	670	255	694
28	03/31/26	bk210	8	213	234	204	651	675	1321	6	220.17	- 223.33	= -3.17	247	670	255	694
29	04/07/26	bk210	0				0	0	1321	6	220.17	- 220.17	= 0.00	247	670	255	694
30	04/14/26	bk210	0				0	0	1321	6	220.17	- 220.17	= 0.00	247	670	255	694
31	04/21/26	bk210	0				0	0	1321	6	220.17	- 220.17	= 0.00	247	670	255	694
32	04/28/26	bk210	8				0	0	1321	6	220.17	- 220.17	= 0.00	247	670	255	694

End of 2nd split

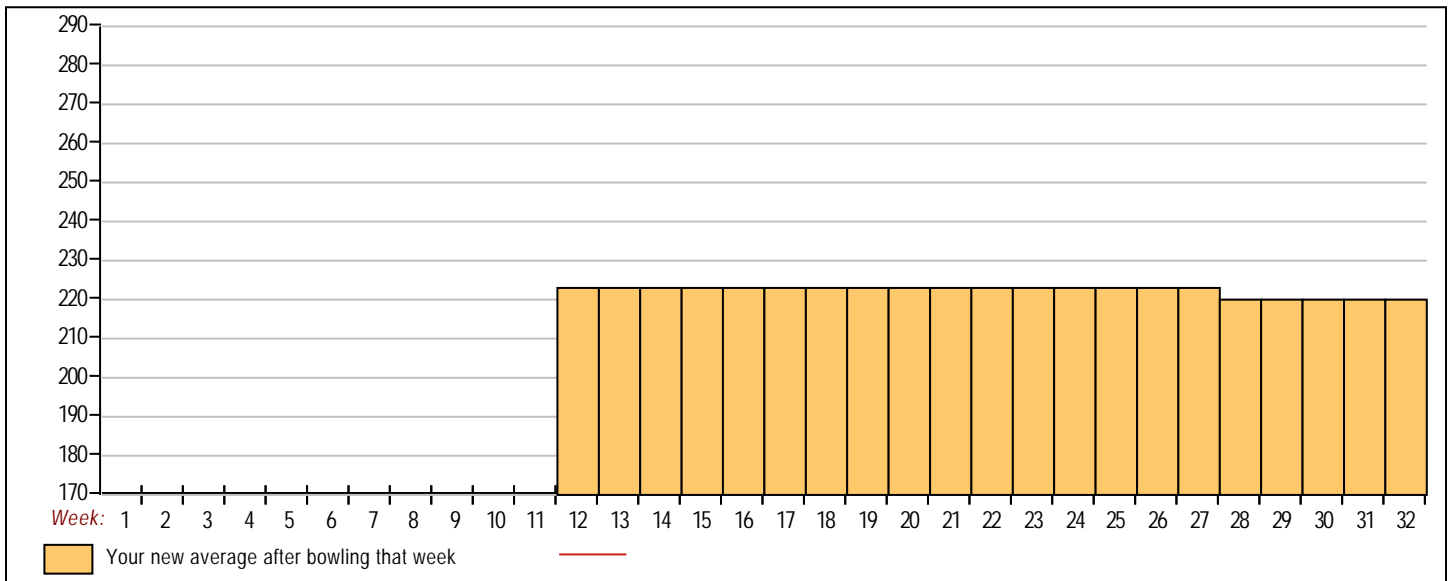
<u><100</u>	<u>100's</u>	<u>125's</u>	<u>150's</u>	<u>175's</u>	<u>200's</u>	<u>225's</u>	<u>250's</u>	<u>275's</u>	<u>300's</u>
					4	2			
<u><400</u>	<u>400's</u>	<u>450's</u>	<u>500's</u>	<u>550's</u>	<u>600's</u>	<u>650's</u>	<u>700's</u>	<u>750's</u>	<u>800's</u>
						2			

<u>Avg of Game 1</u>	<u>Avg of Game 2</u>	<u>Avg of Game 3</u>
211.50	223.50	225.50

High game of 247 on week 12 High series of 670 on week 12 High average of 223.33 after bowling week 12
 Low game of 204 on week 28 Low series of 651 on week 28 Low average of 220.17 after bowling week 28

High Scores by Game

Game #1: 213 on week 28 Game #2: 234 on week 28 Game #3: 247 on week 12



Note: This report includes information through April 28 which is Week 32 of 32

Richard Pham's Bowling Record - Team 22: Shots-R-Us

Week No.	Bowling Date	Old Avg	Old HDCP	-1-	-2-	-3-	Total	HDCP Total	Pins	Gms	---Average Change---			High Game	High Sers	HDCP Game	HDCP Sers		
											New - Old	--->	+/-						
End of 1st split																			
25	03/10/26	bk166	43	196	150	160	506	635	506	3	168.67	-	0.00	=	168.67	196	506	239	635
26	03/17/26	bk166	43	141	228	139	508	637	1014	6	169.00	-	168.67	=	0.33	228	508	271	637
27	03/24/26	bk166	0				0	0	1014	6	169.00	-	169.00	=	0.00	228	508	271	637
28	03/31/26	bk166	0				0	0	1014	6	169.00	-	169.00	=	0.00	228	508	271	637
29	04/07/26	bk166	0				0	0	1014	6	169.00	-	169.00	=	0.00	228	508	271	637
30	04/14/26	bk166	0				0	0	1014	6	169.00	-	169.00	=	0.00	228	508	271	637
31	04/21/26	bk166	0				0	0	1014	6	169.00	-	169.00	=	0.00	228	508	271	637
32	04/28/26	bk166	43				0	0	1014	6	169.00	-	169.00	=	0.00	228	508	271	637

End of 2nd split

<u><100</u>	<u>100's</u>	<u>125's</u>	<u>150's</u>	<u>175's</u>	<u>200's</u>	<u>225's</u>	<u>250's</u>	<u>275's</u>	<u>300's</u>
		2	2	1		1			
<u><400</u>	<u>400's</u>	<u>450's</u>	<u>500's</u>	<u>550's</u>	<u>600's</u>	<u>650's</u>	<u>700's</u>	<u>750's</u>	<u>800's</u>
			2						

<u>Avg of Game 1</u>	<u>Avg of Game 2</u>	<u>Avg of Game 3</u>
168.50	189.00	149.50

High game of 228 on week 26
Low game of 139 on week 26

High series of 508 on week 26
Low series of 506 on week 25

High average of 169.00 after bowling week 26
Low average of 168.67 after bowling week 25

High Scores by Game

Game #1: 196 on week 25 Game #2: 228 on week 26 Game #3: 160 on week 25

