

Note: This report includes information through April 21 which is Week 31 of 32

Scott Zhao's Bowling Record - Team 21: Team 21

| Week No. | Bowling Date | Old Avg | Old HDCP | -1- | -2- | -3- | Total | HDCP Total | Pins | Gms | ---Average Change--- | | | High Game | High Sers | HDCP Game | HDCP Sers | | |
|----------|--------------|---------|----------|------|------|------|-------|------------|------|-----|----------------------|-----|----------|-----------|-----------|-----------|-----------|-----|-----|
| | | | | | | | | | | | New | Old | ---> +/- | | | | | | |
| 1 | 09/02/25 | bk199 | 16 | 169 | 211 | 201 | 581 | 629 | 581 | 3 | 193.67 | - | 0.00 | = | 193.67 | 211 | 581 | 227 | 629 |
| 2 | 09/09/25 | bk199 | 16 | 187 | 202 | 157 | 546 | 594 | 1127 | 6 | 187.83 | - | 193.67 | = | -5.83 | 211 | 581 | 227 | 629 |
| 3 | 09/16/25 | bk199 | 16 | 209 | 178 | 200 | 587 | 635 | 1714 | 9 | 190.44 | - | 187.83 | = | 2.61 | 211 | 587 | 227 | 635 |
| 4 | 09/23/25 | 190 | 24 | 202 | 158 | 237 | 597 | 669 | 2311 | 12 | 192.58 | - | 190.44 | = | 2.14 | 237 | 597 | 261 | 669 |
| 5 | 09/30/25 | 192 | 22 | 199 | 149 | 199 | 547 | 613 | 2858 | 15 | 190.53 | - | 192.58 | = | -2.05 | 237 | 597 | 261 | 669 |
| 6 | 10/14/25 | 190 | 24 | 189 | 233 | 213 | 635 | 707 | 3493 | 18 | 194.06 | - | 190.53 | = | 3.52 | 237 | 635 | 261 | 707 |
| 7 | 10/21/25 | 194 | 20 | 213 | 200 | 177 | 590 | 650 | 4083 | 21 | 194.43 | - | 194.06 | = | 0.37 | 237 | 635 | 261 | 707 |
| 8 | 10/28/25 | 194 | 20 | 167 | 201 | 172 | 540 | 600 | 4623 | 24 | 192.63 | - | 194.43 | = | -1.80 | 237 | 635 | 261 | 707 |
| 9 | 11/04/25 | 192 | 22 | 181 | 207 | 242 | 630 | 696 | 5253 | 27 | 194.56 | - | 192.63 | = | 1.93 | 242 | 635 | 264 | 707 |
| 10 | 11/11/25 | 194 | 20 | 188 | 184 | 194 | 566 | 626 | 5819 | 30 | 193.97 | - | 194.56 | = | -0.59 | 242 | 635 | 264 | 707 |
| 11 | 11/18/25 | 193 | 21 | 212 | 200 | 160 | 572 | 635 | 6391 | 33 | 193.67 | - | 193.97 | = | -0.30 | 242 | 635 | 264 | 707 |
| 12 | 11/25/25 | 193 | 21 | a193 | a193 | a193 | 579 | 642 | 6391 | 33 | 193.67 | - | 193.67 | = | 0.00 | 242 | 635 | 264 | 707 |
| 13 | 12/02/25 | 193 | 21 | 198 | 225 | 202 | 625 | 688 | 7016 | 36 | 194.89 | - | 193.67 | = | 1.22 | 242 | 635 | 264 | 707 |
| 14 | 12/09/25 | 194 | 20 | a194 | a194 | a194 | 582 | 642 | 7016 | 36 | 194.89 | - | 194.89 | = | 0.00 | 242 | 635 | 264 | 707 |
| 15 | 12/16/25 | 194 | 20 | 203 | 191 | 209 | 603 | 663 | 7619 | 39 | 195.36 | - | 194.89 | = | 0.47 | 242 | 635 | 264 | 707 |
| 16 | 01/06/26 | 195 | 20 | 184 | 205 | 225 | 614 | 674 | 8233 | 42 | 196.02 | - | 195.36 | = | 0.66 | 242 | 635 | 264 | 707 |

End of 1st split

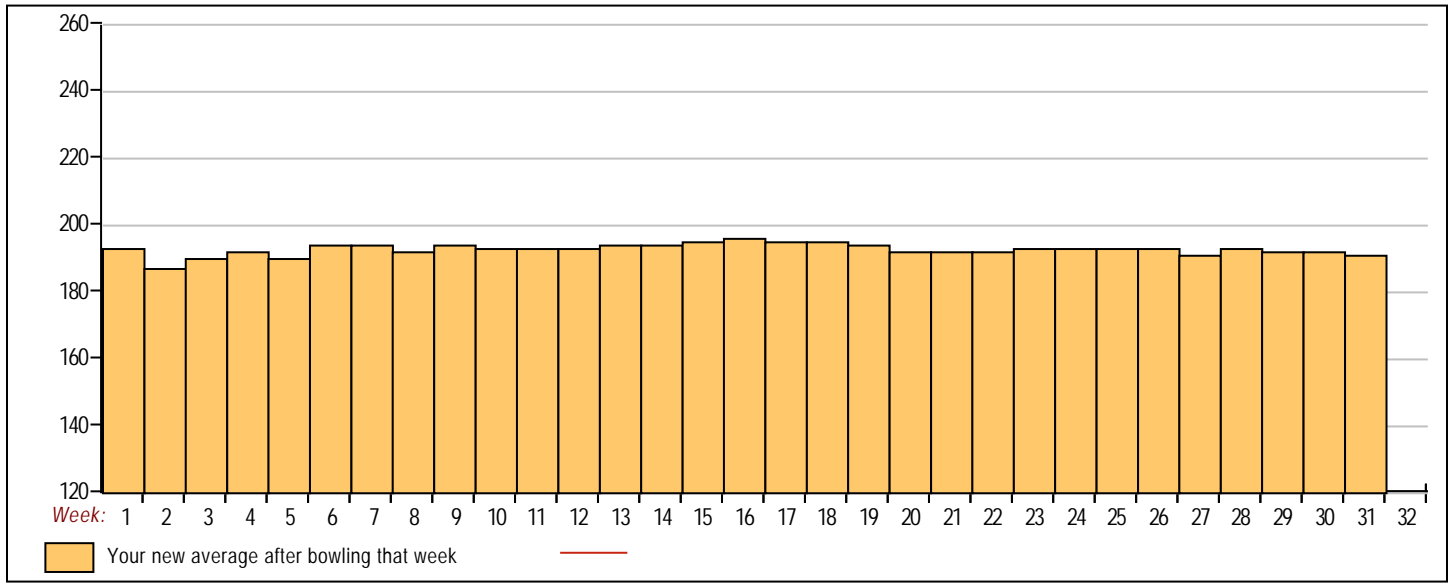
| | | | | | | | | | | | | | | | | | | | |
|----|----------|-----|----|-----|-----|-----|-----|-----|-------|----|--------|---|--------|---|-------|-----|-----|-----|-----|
| 17 | 01/13/26 | 196 | 19 | 197 | 211 | 169 | 577 | 634 | 8810 | 45 | 195.78 | - | 196.02 | = | -0.25 | 242 | 635 | 264 | 707 |
| 18 | 01/20/26 | 195 | 0 | | | | 0 | 0 | 8810 | 45 | 195.78 | - | 195.78 | = | 0.00 | 242 | 635 | 264 | 707 |
| 19 | 01/27/26 | 195 | 20 | 155 | 198 | 176 | 529 | 589 | 9339 | 48 | 194.56 | - | 195.78 | = | -1.22 | 242 | 635 | 264 | 707 |
| 20 | 02/03/26 | 194 | 20 | 177 | 128 | 183 | 488 | 548 | 9827 | 51 | 192.69 | - | 194.56 | = | -1.88 | 242 | 635 | 264 | 707 |
| 21 | 02/10/26 | 192 | 22 | 187 | 190 | 187 | 564 | 630 | 10391 | 54 | 192.43 | - | 192.69 | = | -0.26 | 242 | 635 | 264 | 707 |
| 22 | 02/17/26 | 192 | 0 | | | | 0 | 0 | 10391 | 54 | 192.43 | - | 192.43 | = | 0.00 | 242 | 635 | 264 | 707 |
| 23 | 02/24/26 | 192 | 22 | 214 | 215 | 191 | 620 | 686 | 11011 | 57 | 193.18 | - | 192.43 | = | 0.75 | 242 | 635 | 264 | 707 |
| 24 | 03/03/26 | 193 | 21 | 181 | 197 | 213 | 591 | 654 | 11602 | 60 | 193.37 | - | 193.18 | = | 0.19 | 242 | 635 | 264 | 707 |
| 25 | 03/10/26 | 193 | 21 | 144 | 165 | 258 | 567 | 630 | 12169 | 63 | 193.16 | - | 193.37 | = | -0.21 | 258 | 635 | 279 | 707 |
| 26 | 03/17/26 | 193 | 21 | 235 | 197 | 172 | 604 | 667 | 12773 | 66 | 193.53 | - | 193.16 | = | 0.37 | 258 | 635 | 279 | 707 |
| 27 | 03/24/26 | 193 | 21 | 170 | 155 | 146 | 471 | 534 | 13244 | 69 | 191.94 | - | 193.53 | = | -1.59 | 258 | 635 | 279 | 707 |
| 28 | 03/31/26 | 191 | 23 | 201 | 233 | 239 | 673 | 742 | 13917 | 72 | 193.29 | - | 191.94 | = | 1.35 | 258 | 673 | 279 | 742 |
| 29 | 04/07/26 | 193 | 21 | 155 | 171 | 169 | 495 | 558 | 14412 | 75 | 192.16 | - | 193.29 | = | -1.13 | 258 | 673 | 279 | 742 |
| 30 | 04/14/26 | 192 | 22 | 235 | 195 | 190 | 620 | 686 | 15032 | 78 | 192.72 | - | 192.16 | = | 0.56 | 258 | 673 | 279 | 742 |
| 31 | 04/21/26 | 192 | 22 | 163 | 139 | 170 | 472 | 538 | 15504 | 81 | 191.41 | - | 192.72 | = | -1.31 | 258 | 673 | 279 | 742 |

| | | | | | | | | | |
|------|-------|-------|-------|-------|-------|-------|-------|-------|-------|
| <100 | 100's | 125's | 150's | 175's | 200's | 225's | 250's | 275's | 300's |
| | | 5 | 17 | 27 | 22 | 9 | 1 | | |
| <400 | 400's | 450's | 500's | 550's | 600's | 650's | 700's | 750's | 800's |
| | | 4 | 4 | 10 | 8 | 1 | | | |

| Avg of Game 1 | Avg of Game 2 | Avg of Game 3 |
|---------------|---------------|---------------|
| 189.44 | 190.30 | 194.48 |

High game of 258 on week 25 High series of 673 on week 28 High average of 196.02 after bowling week 16
 Low game of 128 on week 20 Low series of 471 on week 27 Low average of 187.83 after bowling week 2

High Scores by Game
 Game #1: 235 on week 26 Game #2: 233 on week 6 Game #3: 258 on week 25



Note: This report includes information through April 21 which is Week 31 of 32

Wayne Feng's Bowling Record - Team 21: Team 21

| Week No. | Bowling Date | Old Avg | Old HDCP | Score | | | Total | HDCP Total | Pins | Gms | ---Average Change--- | | | High Game | High Sers | HDCP Game | HDCP Sers | | |
|----------|--------------|---------|----------|-------|-----|-----|-------|------------|------|-----|----------------------|-----|----------|-----------|-----------|-----------|-----------|-----|-----|
| | | | | -1- | -2- | -3- | | | | | New | Old | ---> +/- | | | | | | |
| 1 | 09/02/25 | bk198 | 17 | 203 | 224 | 209 | 636 | 687 | 636 | 3 | 212.00 | - | 0.00 | = | 212.00 | 224 | 636 | 241 | 687 |
| 2 | 09/09/25 | bk198 | 0 | | | | 0 | 0 | 636 | 3 | 212.00 | - | 212.00 | = | 0.00 | 224 | 636 | 241 | 687 |
| 3 | 09/16/25 | bk198 | 17 | 164 | 191 | 188 | 543 | 594 | 1179 | 6 | 196.50 | - | 212.00 | = | -15.50 | 224 | 636 | 241 | 687 |
| 4 | 09/23/25 | bk198 | 0 | | | | 0 | 0 | 1179 | 6 | 196.50 | - | 196.50 | = | 0.00 | 224 | 636 | 241 | 687 |
| 5 | 09/30/25 | bk198 | 17 | 197 | 160 | 225 | 582 | 633 | 1761 | 9 | 195.67 | - | 196.50 | = | -0.83 | 225 | 636 | 242 | 687 |
| 6 | 10/14/25 | 195 | 20 | 178 | 235 | 173 | 586 | 646 | 2347 | 12 | 195.58 | - | 195.67 | = | -0.08 | 235 | 636 | 255 | 687 |
| 7 | 10/21/25 | 195 | 20 | 181 | 204 | 257 | 642 | 702 | 2989 | 15 | 199.27 | - | 195.58 | = | 3.68 | 257 | 642 | 277 | 702 |
| 8 | 10/28/25 | 199 | 0 | | | | 0 | 0 | 2989 | 15 | 199.27 | - | 199.27 | = | 0.00 | 257 | 642 | 277 | 702 |
| 9 | 11/04/25 | 199 | 0 | | | | 0 | 0 | 2989 | 15 | 199.27 | - | 199.27 | = | 0.00 | 257 | 642 | 277 | 702 |
| 10 | 11/11/25 | 199 | 16 | 176 | 189 | 244 | 609 | 657 | 3598 | 18 | 199.89 | - | 199.27 | = | 0.62 | 257 | 642 | 277 | 702 |
| 11 | 11/18/25 | 199 | 0 | | | | 0 | 0 | 3598 | 18 | 199.89 | - | 199.89 | = | 0.00 | 257 | 642 | 277 | 702 |
| 12 | 11/25/25 | 199 | 0 | | | | 0 | 0 | 3598 | 18 | 199.89 | - | 199.89 | = | 0.00 | 257 | 642 | 277 | 702 |
| 13 | 12/02/25 | 199 | 0 | | | | 0 | 0 | 3598 | 18 | 199.89 | - | 199.89 | = | 0.00 | 257 | 642 | 277 | 702 |
| 14 | 12/09/25 | 199 | 0 | | | | 0 | 0 | 3598 | 18 | 199.89 | - | 199.89 | = | 0.00 | 257 | 642 | 277 | 702 |
| 15 | 12/16/25 | 199 | 0 | | | | 0 | 0 | 3598 | 18 | 199.89 | - | 199.89 | = | 0.00 | 257 | 642 | 277 | 702 |
| 16 | 01/06/26 | 199 | 0 | | | | 0 | 0 | 3598 | 18 | 199.89 | - | 199.89 | = | 0.00 | 257 | 642 | 277 | 702 |

End of 1st split

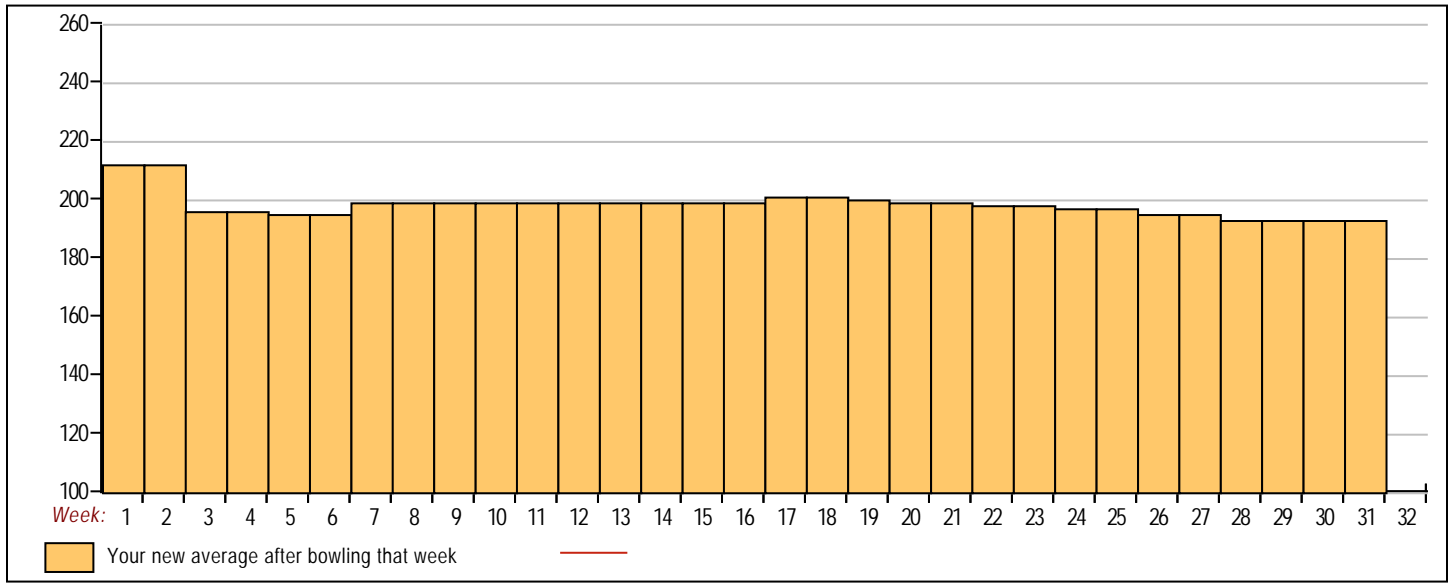
| | | | | | | | | | | | | | | | | | | | |
|----|----------|-----|----|-----|-----|-----|-----|-----|-------|----|--------|---|--------|---|-------|-----|-----|-----|-----|
| 17 | 01/13/26 | 199 | 16 | 195 | 246 | 200 | 641 | 689 | 4239 | 21 | 201.86 | - | 199.89 | = | 1.97 | 257 | 642 | 277 | 702 |
| 18 | 01/20/26 | 201 | 15 | 195 | 172 | 237 | 604 | 649 | 4843 | 24 | 201.79 | - | 201.86 | = | -0.07 | 257 | 642 | 277 | 702 |
| 19 | 01/27/26 | 201 | 15 | 257 | 178 | 136 | 571 | 616 | 5414 | 27 | 200.52 | - | 201.79 | = | -1.27 | 257 | 642 | 277 | 702 |
| 20 | 02/03/26 | 200 | 16 | 206 | 180 | 170 | 556 | 604 | 5970 | 30 | 199.00 | - | 200.52 | = | -1.52 | 257 | 642 | 277 | 702 |
| 21 | 02/10/26 | 199 | 16 | 183 | 171 | 246 | 600 | 648 | 6570 | 33 | 199.09 | - | 199.00 | = | 0.09 | 257 | 642 | 277 | 702 |
| 22 | 02/17/26 | 199 | 16 | 158 | 203 | 211 | 572 | 620 | 7142 | 36 | 198.39 | - | 199.09 | = | -0.70 | 257 | 642 | 277 | 702 |
| 23 | 02/24/26 | 198 | 0 | | | | 0 | 0 | 7142 | 36 | 198.39 | - | 198.39 | = | 0.00 | 257 | 642 | 277 | 702 |
| 24 | 03/03/26 | 198 | 17 | 249 | 120 | 203 | 572 | 623 | 7714 | 39 | 197.79 | - | 198.39 | = | -0.59 | 257 | 642 | 277 | 702 |
| 25 | 03/10/26 | 197 | 0 | | | | 0 | 0 | 7714 | 39 | 197.79 | - | 197.79 | = | 0.00 | 257 | 642 | 277 | 702 |
| 26 | 03/17/26 | 197 | 18 | 183 | 174 | 157 | 514 | 568 | 8228 | 42 | 195.90 | - | 197.79 | = | -1.89 | 257 | 642 | 277 | 702 |
| 27 | 03/24/26 | 195 | 20 | 203 | 167 | 177 | 547 | 607 | 8775 | 45 | 195.00 | - | 195.90 | = | -0.90 | 257 | 642 | 277 | 702 |
| 28 | 03/31/26 | 195 | 20 | 202 | 140 | 168 | 510 | 570 | 9285 | 48 | 193.44 | - | 195.00 | = | -1.56 | 257 | 642 | 277 | 702 |
| 29 | 04/07/26 | 193 | 21 | 220 | 204 | 175 | 599 | 662 | 9884 | 51 | 193.80 | - | 193.44 | = | 0.37 | 257 | 642 | 277 | 702 |
| 30 | 04/14/26 | 193 | 21 | 183 | 181 | 226 | 590 | 653 | 10474 | 54 | 193.96 | - | 193.80 | = | 0.16 | 257 | 642 | 277 | 702 |
| 31 | 04/21/26 | 193 | 21 | 186 | 233 | 164 | 583 | 646 | 11057 | 57 | 193.98 | - | 193.96 | = | 0.02 | 257 | 642 | 277 | 702 |

| | | | | | | | | | |
|----------------|--------------|--------------|--------------|--------------|--------------|--------------|--------------|--------------|--------------|
| <u><100</u> | <u>100's</u> | <u>125's</u> | <u>150's</u> | <u>175's</u> | <u>200's</u> | <u>225's</u> | <u>250's</u> | <u>275's</u> | <u>300's</u> |
| | 1 | 2 | 12 | 18 | 13 | 9 | 2 | | |
| <u><400</u> | <u>400's</u> | <u>450's</u> | <u>500's</u> | <u>550's</u> | <u>600's</u> | <u>650's</u> | <u>700's</u> | <u>750's</u> | <u>800's</u> |
| | | | 4 | 9 | 6 | | | | |

| | | |
|----------------------|----------------------|----------------------|
| <u>Avg of Game 1</u> | <u>Avg of Game 2</u> | <u>Avg of Game 3</u> |
| 195.74 | 188.00 | 198.21 |

High game of 257 on week 7 High series of 642 on week 7 High average of 212.00 after bowling week 1
 Low game of 120 on week 24 Low series of 510 on week 28 Low average of 193.44 after bowling week 28

High Scores by Game
 Game #1: 257 on week 19 Game #2: 246 on week 17 Game #3: 257 on week 7



Note: This report includes information through April 21 which is Week 31 of 32

Stanley Zhu's Bowling Record - Team 21: Team 21

| Week No. | Bowling Date | Old Avg | Old HDCP | - | | | Total | HDCP Total | Pins | Gms | ---Average Change--- | | | High Game | High Sers | HDCP Game | HDCP Sers | | |
|----------|--------------|---------|----------|-----|-----|-----|-------|------------|-------|-----|----------------------|-----|----------|-----------|-----------|-----------|-----------|-----|-----|
| | | | | -1- | -2- | -3- | | | | | New | Old | ---> +/- | | | | | | |
| 1 | 09/02/25 | bk212 | 6 | 218 | 191 | 191 | 600 | 618 | 600 | 3 | 200.00 | - | 0.00 | = | 200.00 | 218 | 600 | 224 | 618 |
| 2 | 09/09/25 | bk212 | 6 | 175 | 244 | 236 | 655 | 673 | 1255 | 6 | 209.17 | - | 200.00 | = | 9.17 | 244 | 655 | 250 | 673 |
| 3 | 09/16/25 | bk212 | 6 | 194 | 257 | 193 | 644 | 662 | 1899 | 9 | 211.00 | - | 209.17 | = | 1.83 | 257 | 655 | 263 | 673 |
| 4 | 09/23/25 | 211 | 7 | 230 | 245 | 266 | 741 | 762 | 2640 | 12 | 220.00 | - | 211.00 | = | 9.00 | 266 | 741 | 273 | 762 |
| 5 | 09/30/25 | 220 | 0 | 221 | 202 | 257 | 680 | 680 | 3320 | 15 | 221.33 | - | 220.00 | = | 1.33 | 266 | 741 | 273 | 762 |
| 6 | 10/14/25 | 221 | 0 | 213 | 213 | 183 | 609 | 609 | 3929 | 18 | 218.28 | - | 221.33 | = | -3.06 | 266 | 741 | 273 | 762 |
| 7 | 10/21/25 | 218 | 1 | 182 | 170 | 233 | 585 | 588 | 4514 | 21 | 214.95 | - | 218.28 | = | -3.33 | 266 | 741 | 273 | 762 |
| 8 | 10/28/25 | 214 | 4 | 243 | 209 | 235 | 687 | 699 | 5201 | 24 | 216.71 | - | 214.95 | = | 1.76 | 266 | 741 | 273 | 762 |
| 9 | 11/04/25 | 216 | 3 | 193 | 231 | 200 | 624 | 633 | 5825 | 27 | 215.74 | - | 216.71 | = | -0.97 | 266 | 741 | 273 | 762 |
| 10 | 11/11/25 | 215 | 4 | 163 | 215 | 202 | 580 | 592 | 6405 | 30 | 213.50 | - | 215.74 | = | -2.24 | 266 | 741 | 273 | 762 |
| 11 | 11/18/25 | 213 | 5 | 232 | 225 | 219 | 676 | 691 | 7081 | 33 | 214.58 | - | 213.50 | = | 1.08 | 266 | 741 | 273 | 762 |
| 12 | 11/25/25 | 214 | 4 | 244 | 236 | 165 | 645 | 657 | 7726 | 36 | 214.61 | - | 214.58 | = | 0.04 | 266 | 741 | 273 | 762 |
| 13 | 12/02/25 | 214 | 4 | 220 | 182 | 263 | 665 | 677 | 8391 | 39 | 215.15 | - | 214.61 | = | 0.54 | 266 | 741 | 273 | 762 |
| 14 | 12/09/25 | 215 | 4 | 186 | 214 | 181 | 581 | 593 | 8972 | 42 | 213.62 | - | 215.15 | = | -1.53 | 266 | 741 | 273 | 762 |
| 15 | 12/16/25 | 213 | 5 | 231 | 199 | 227 | 657 | 672 | 9629 | 45 | 213.98 | - | 213.62 | = | 0.36 | 266 | 741 | 273 | 762 |
| 16 | 01/06/26 | 213 | 5 | 245 | 196 | 197 | 638 | 653 | 10267 | 48 | 213.90 | - | 213.98 | = | -0.08 | 266 | 741 | 273 | 762 |

End of 1st split

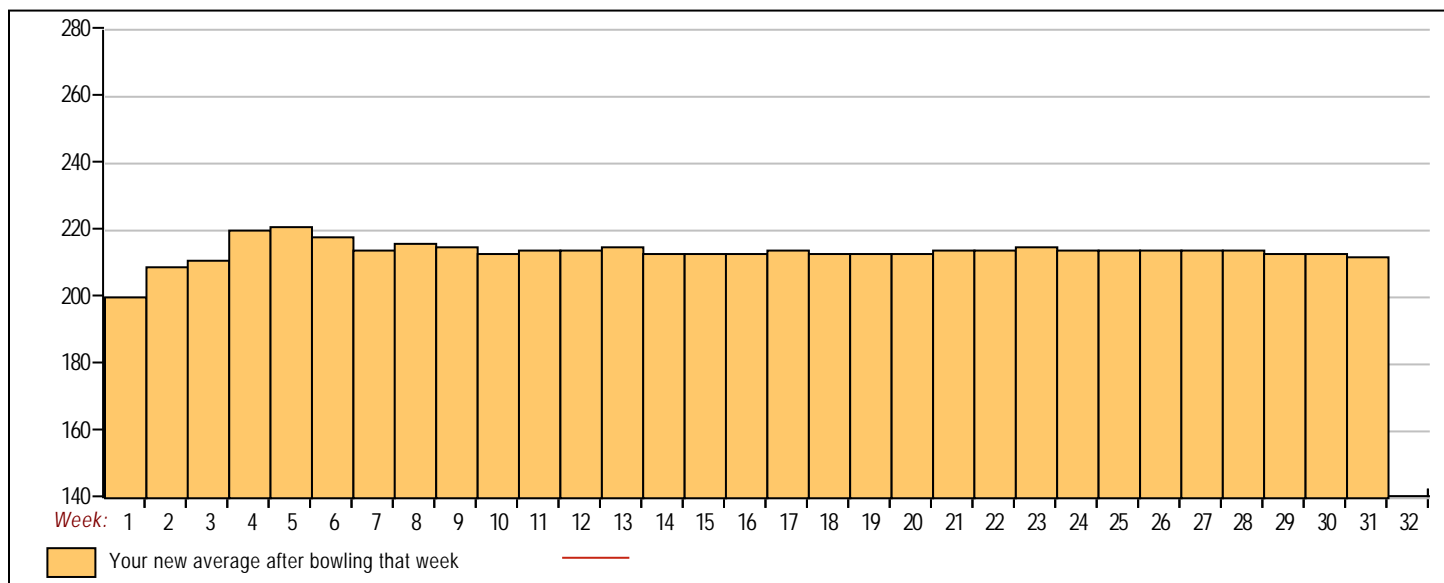
| | | | | | | | | | | | | | | | | | | | |
|----|----------|-----|---|------|------|------|-----|-----|-------|----|--------|---|--------|---|-------|-----|-----|-----|-----|
| 17 | 01/13/26 | 213 | 5 | 214 | 247 | 196 | 657 | 672 | 10924 | 51 | 214.20 | - | 213.90 | = | 0.30 | 266 | 741 | 273 | 762 |
| 18 | 01/20/26 | 214 | 4 | 201 | 204 | 211 | 616 | 628 | 11540 | 54 | 213.70 | - | 214.20 | = | -0.49 | 266 | 741 | 273 | 762 |
| 19 | 01/27/26 | 213 | 5 | 176 | 246 | 181 | 603 | 618 | 12143 | 57 | 213.04 | - | 213.70 | = | -0.67 | 266 | 741 | 273 | 762 |
| 20 | 02/03/26 | 213 | 5 | 238 | 205 | 236 | 679 | 694 | 12822 | 60 | 213.70 | - | 213.04 | = | 0.66 | 266 | 741 | 273 | 762 |
| 21 | 02/10/26 | 213 | 5 | 235 | 245 | 235 | 715 | 730 | 13537 | 63 | 214.87 | - | 213.70 | = | 1.17 | 266 | 741 | 273 | 762 |
| 22 | 02/17/26 | 214 | 4 | 258 | 177 | 206 | 641 | 653 | 14178 | 66 | 214.82 | - | 214.87 | = | -0.05 | 266 | 741 | 273 | 762 |
| 23 | 02/24/26 | 214 | 4 | 217 | 192 | 248 | 657 | 669 | 14835 | 69 | 215.00 | - | 214.82 | = | 0.18 | 266 | 741 | 273 | 762 |
| 24 | 03/03/26 | 215 | 4 | 167 | 228 | 215 | 610 | 622 | 15445 | 72 | 214.51 | - | 215.00 | = | -0.49 | 266 | 741 | 273 | 762 |
| 25 | 03/10/26 | 214 | 4 | a214 | a214 | a214 | 642 | 654 | 15445 | 72 | 214.51 | - | 214.51 | = | 0.00 | 266 | 741 | 273 | 762 |
| 26 | 03/17/26 | 214 | 0 | | | | 0 | 0 | 15445 | 72 | 214.51 | - | 214.51 | = | 0.00 | 266 | 741 | 273 | 762 |
| 27 | 03/24/26 | 214 | 0 | | | | 0 | 0 | 15445 | 72 | 214.51 | - | 214.51 | = | 0.00 | 266 | 741 | 273 | 762 |
| 28 | 03/31/26 | 214 | 0 | | | | 0 | 0 | 15445 | 72 | 214.51 | - | 214.51 | = | 0.00 | 266 | 741 | 273 | 762 |
| 29 | 04/07/26 | 214 | 4 | 200 | 203 | 170 | 573 | 585 | 16018 | 75 | 213.57 | - | 214.51 | = | -0.94 | 266 | 741 | 273 | 762 |
| 30 | 04/14/26 | 213 | 5 | 170 | 223 | 238 | 631 | 646 | 16649 | 78 | 213.45 | - | 213.57 | = | -0.12 | 266 | 741 | 273 | 762 |
| 31 | 04/21/26 | 213 | 5 | 159 | 256 | 168 | 583 | 598 | 17232 | 81 | 212.74 | - | 213.45 | = | -0.71 | 266 | 741 | 273 | 762 |

| | | | | | | | | | |
|------|-------|-------|-------|-------|-------|-------|-------|-------|-------|
| <100 | 100's | 125's | 150's | 175's | 200's | 225's | 250's | 275's | 300's |
| | | | 8 | 19 | 23 | 25 | 6 | | |
| <400 | 400's | 450's | 500's | 550's | 600's | 650's | 700's | 750's | 800's |
| | | | | 5 | 11 | 9 | 2 | | |

| Avg of Game 1 | Avg of Game 2 | Avg of Game 3 |
|---------------|---------------|---------------|
| 208.33 | 216.85 | 213.04 |

High game of 266 on week 4 High series of 741 on week 4 High average of 221.33 after bowling week 5
 Low game of 159 on week 31 Low series of 573 on week 29 Low average of 200.00 after bowling week 1

High Scores by Game
 Game #1: 258 on week 22 Game #2: 257 on week 3 Game #3: 266 on week 4



Note: This report includes information through April 21 which is Week 31 of 32

Darren Feng's Bowling Record - Team 21: Team 21

| Week No. | Bowling Date | Old Avg | Old HDCP | -1- | -2- | -3- | Total | HDCP Total | Pins | Gms | ---Average Change--- | | | High Game | High Sers | HDCP Game | HDCP Sers | | |
|-------------------------|--------------|---------|----------|-----|-----|-----|-------|------------|------|-----|----------------------|------|--------|-----------|-----------|-----------|-----------|-----|-----|
| | | | | | | | | | | | New - Old | ---> | +/- | | | | | | |
| End of 1st split | | | | | | | | | | | | | | | | | | | |
| 27 | 03/24/26 | bk205 | 0 | | | | 0 | 0 | 0 | 0 | - | 0.00 | = | 0.00 | 0 | 0 | | | |
| 28 | 03/31/26 | bk205 | 12 | 192 | 160 | 170 | 522 | 558 | 522 | 3 | 174.00 | - | 0.00 | = | 174.00 | 192 | 522 | 204 | 558 |
| 29 | 04/07/26 | bk205 | 0 | | | | 0 | 0 | 522 | 3 | 174.00 | - | 174.00 | = | 0.00 | 192 | 522 | 204 | 558 |
| 30 | 04/14/26 | bk205 | 0 | | | | 0 | 0 | 522 | 3 | 174.00 | - | 174.00 | = | 0.00 | 192 | 522 | 204 | 558 |
| 31 | 04/21/26 | bk205 | 12 | | | | 0 | 0 | 522 | 3 | 174.00 | - | 174.00 | = | 0.00 | 192 | 522 | 204 | 558 |

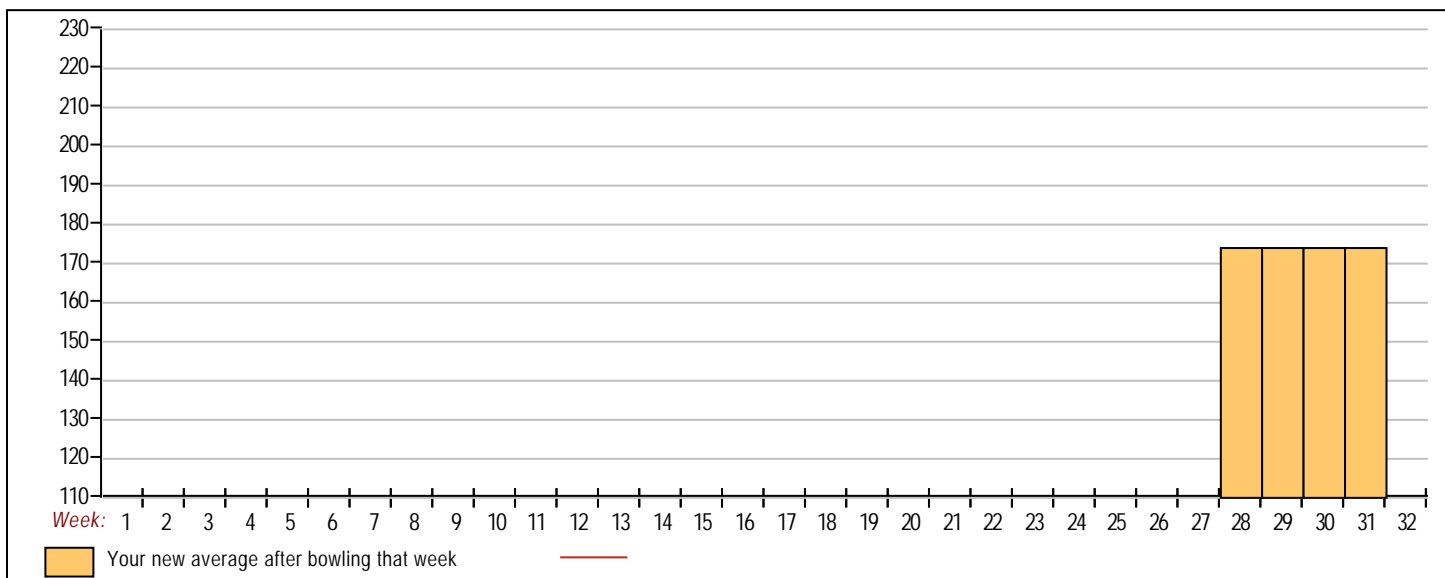


| | | | | | | | | | |
|----------------|--------------|--------------|--------------|--------------|--------------|--------------|--------------|--------------|--------------|
| <u><100</u> | <u>100's</u> | <u>125's</u> | <u>150's</u> | <u>175's</u> | <u>200's</u> | <u>225's</u> | <u>250's</u> | <u>275's</u> | <u>300's</u> |
| | | | 2 | 1 | | | | | |
| <u><400</u> | <u>400's</u> | <u>450's</u> | <u>500's</u> | <u>550's</u> | <u>600's</u> | <u>650's</u> | <u>700's</u> | <u>750's</u> | <u>800's</u> |
| | | | 1 | | | | | | |

| | | |
|----------------------|----------------------|----------------------|
| <u>Avg of Game 1</u> | <u>Avg of Game 2</u> | <u>Avg of Game 3</u> |
| 192.00 | 160.00 | 170.00 |

High game of 192 on week 28 High series of 522 on week 28 High average of 174.00 after bowling week 28
 Low game of 160 on week 28 Low series of 522 on week 28 Low average of 174.00 after bowling week 28

High Scores by Game
 Game #1: 192 on week 28 Game #2: 160 on week 28 Game #3: 170 on week 28



Note: This report includes information through April 21 which is Week 31 of 32

Dick Zhu's Bowling Record - Team 21: Team 21

| Week No. | Bowling Date | Old Avg | Old HDCP | - | | | Total | HDCP Total | Pins | Gms | ---Average Change--- | | | High Game | High Sers | HDCP Game | HDCP Sers | | |
|----------|--------------|---------|----------|------|------|------|-------|------------|------|-----|----------------------|------|----------|-----------|-----------|-----------|-----------|-----|-----|
| | | | | -1- | -2- | -3- | | | | | New | Old | ---> +/- | | | | | | |
| 1 | 09/02/25 | bk200 | 0 | | | | 0 | 0 | 0 | 0 | - | 0.00 | = | 0.00 | 0 | 0 | | | |
| 2 | 09/09/25 | bk200 | 16 | 238 | 179 | 202 | 619 | 667 | 619 | 3 | 206.33 | - | 0.00 | = | 206.33 | 238 | 619 | 254 | 667 |
| 3 | 09/16/25 | bk200 | 0 | | | | 0 | 0 | 619 | 3 | 206.33 | - | 206.33 | = | 0.00 | 238 | 619 | 254 | 667 |
| 4 | 09/23/25 | bk200 | 16 | 174 | 176 | 191 | 541 | 589 | 1160 | 6 | 193.33 | - | 206.33 | = | -13.00 | 238 | 619 | 254 | 667 |
| 5 | 09/30/25 | bk200 | 0 | | | | 0 | 0 | 1160 | 6 | 193.33 | - | 193.33 | = | 0.00 | 238 | 619 | 254 | 667 |
| 6 | 10/14/25 | bk200 | 0 | | | | 0 | 0 | 1160 | 6 | 193.33 | - | 193.33 | = | 0.00 | 238 | 619 | 254 | 667 |
| 7 | 10/21/25 | bk200 | 0 | | | | 0 | 0 | 1160 | 6 | 193.33 | - | 193.33 | = | 0.00 | 238 | 619 | 254 | 667 |
| 8 | 10/28/25 | bk200 | 16 | 221 | 201 | 174 | 596 | 644 | 1756 | 9 | 195.11 | - | 193.33 | = | 1.78 | 238 | 619 | 254 | 667 |
| 9 | 11/04/25 | 195 | 20 | 228 | 211 | 175 | 614 | 674 | 2370 | 12 | 197.50 | - | 195.11 | = | 2.39 | 238 | 619 | 254 | 674 |
| 10 | 11/11/25 | 197 | 0 | | | | 0 | 0 | 2370 | 12 | 197.50 | - | 197.50 | = | 0.00 | 238 | 619 | 254 | 674 |
| 11 | 11/18/25 | 197 | 18 | 202 | 172 | 194 | 568 | 622 | 2938 | 15 | 195.87 | - | 197.50 | = | -1.63 | 238 | 619 | 254 | 674 |
| 12 | 11/25/25 | 195 | 20 | 183 | 172 | 180 | 535 | 595 | 3473 | 18 | 192.94 | - | 195.87 | = | -2.92 | 238 | 619 | 254 | 674 |
| 13 | 12/02/25 | 192 | 22 | a192 | a192 | a192 | 576 | 642 | 3473 | 18 | 192.94 | - | 192.94 | = | 0.00 | 238 | 619 | 254 | 674 |
| 14 | 12/09/25 | 192 | 22 | 217 | 202 | 199 | 618 | 684 | 4091 | 21 | 194.81 | - | 192.94 | = | 1.87 | 238 | 619 | 254 | 684 |
| 15 | 12/16/25 | 194 | 20 | a194 | a194 | a194 | 582 | 642 | 4091 | 21 | 194.81 | - | 194.81 | = | 0.00 | 238 | 619 | 254 | 684 |
| 16 | 01/06/26 | 194 | 20 | a194 | a194 | a194 | 582 | 642 | 4091 | 21 | 194.81 | - | 194.81 | = | 0.00 | 238 | 619 | 254 | 684 |

End of 1st split

| | | | | | | | | | | | | | | | | | | | |
|----|----------|-----|----|------|------|------|-----|-----|------|----|--------|---|--------|---|-------|-----|-----|-----|-----|
| 17 | 01/13/26 | 194 | 0 | | | | 0 | 0 | 4091 | 21 | 194.81 | - | 194.81 | = | 0.00 | 238 | 619 | 254 | 684 |
| 18 | 01/20/26 | 194 | 20 | 170 | 221 | 178 | 569 | 629 | 4660 | 24 | 194.17 | - | 194.81 | = | -0.64 | 238 | 619 | 254 | 684 |
| 19 | 01/27/26 | 194 | 0 | | | | 0 | 0 | 4660 | 24 | 194.17 | - | 194.17 | = | 0.00 | 238 | 619 | 254 | 684 |
| 20 | 02/03/26 | 194 | 0 | | | | 0 | 0 | 4660 | 24 | 194.17 | - | 194.17 | = | 0.00 | 238 | 619 | 254 | 684 |
| 21 | 02/10/26 | 194 | 0 | | | | 0 | 0 | 4660 | 24 | 194.17 | - | 194.17 | = | 0.00 | 238 | 619 | 254 | 684 |
| 22 | 02/17/26 | 194 | 20 | 170 | 201 | 190 | 561 | 621 | 5221 | 27 | 193.37 | - | 194.17 | = | -0.80 | 238 | 619 | 254 | 684 |
| 23 | 02/24/26 | 193 | 21 | a193 | a193 | a193 | 579 | 642 | 5221 | 27 | 193.37 | - | 193.37 | = | 0.00 | 238 | 619 | 254 | 684 |
| 24 | 03/03/26 | 193 | 0 | | | | 0 | 0 | 5221 | 27 | 193.37 | - | 193.37 | = | 0.00 | 238 | 619 | 254 | 684 |
| 25 | 03/10/26 | 193 | 21 | 193 | 180 | 179 | 552 | 615 | 5773 | 30 | 192.43 | - | 193.37 | = | -0.94 | 238 | 619 | 254 | 684 |
| 26 | 03/17/26 | 192 | 22 | 204 | 212 | 172 | 588 | 654 | 6361 | 33 | 192.76 | - | 192.43 | = | 0.32 | 238 | 619 | 254 | 684 |
| 27 | 03/24/26 | 192 | 22 | a192 | a192 | a192 | 576 | 642 | 6361 | 33 | 192.76 | - | 192.76 | = | 0.00 | 238 | 619 | 254 | 684 |
| 28 | 03/31/26 | 192 | 0 | | | | 0 | 0 | 6361 | 33 | 192.76 | - | 192.76 | = | 0.00 | 238 | 619 | 254 | 684 |
| 29 | 04/07/26 | 192 | 0 | | | | 0 | 0 | 6361 | 33 | 192.76 | - | 192.76 | = | 0.00 | 238 | 619 | 254 | 684 |
| 30 | 04/14/26 | 192 | 0 | | | | 0 | 0 | 6361 | 33 | 192.76 | - | 192.76 | = | 0.00 | 238 | 619 | 254 | 684 |
| 31 | 04/21/26 | 192 | 22 | | | | 0 | 0 | 6361 | 33 | 192.76 | - | 192.76 | = | 0.00 | 238 | 619 | 254 | 684 |

| | | | | | | | | | |
|------|-------|-------|-------|-------|-------|-------|-------|-------|-------|
| <100 | 100's | 125's | 150's | 175's | 200's | 225's | 250's | 275's | 300's |
| | | | 7 | 13 | 11 | 2 | | | |
| <400 | 400's | 450's | 500's | 550's | 600's | 650's | 700's | 750's | 800's |
| | | | 2 | 6 | 3 | | | | |

| Avg of Game 1 | Avg of Game 2 | Avg of Game 3 |
|---------------|---------------|---------------|
| 200.00 | 193.36 | 184.91 |

High game of 238 on week 2 High series of 619 on week 2 High average of 206.33 after bowling week 2
 Low game of 170 on week 18 Low series of 535 on week 12 Low average of 192.43 after bowling week 25

High Scores by Game
 Game #1: 238 on week 2 Game #2: 221 on week 18 Game #3: 202 on week 2

