

Note: This report includes information through March 31 which is Week 28 of 32

Scott Zhao's Bowling Record - Team 21: Team 21

Week No.	Bowling Date	Old Avg	Old HDCP	-1-	-2-	-3-	Total	HDCP Total	Pins	Gms	---Average Change---			High Game	High Sers	HDCP Game	HDCP Sers		
											New	Old	---> +/-						
1	09/02/25	bk199	16	169	211	201	581	629	581	3	193.67	-	0.00	=	193.67	211	581	227	629
2	09/09/25	bk199	16	187	202	157	546	594	1127	6	187.83	-	193.67	=	-5.83	211	581	227	629
3	09/16/25	bk199	16	209	178	200	587	635	1714	9	190.44	-	187.83	=	2.61	211	587	227	635
4	09/23/25	190	24	202	158	237	597	669	2311	12	192.58	-	190.44	=	2.14	237	597	261	669
5	09/30/25	192	22	199	149	199	547	613	2858	15	190.53	-	192.58	=	-2.05	237	597	261	669
6	10/14/25	190	24	189	233	213	635	707	3493	18	194.06	-	190.53	=	3.52	237	635	261	707
7	10/21/25	194	20	213	200	177	590	650	4083	21	194.43	-	194.06	=	0.37	237	635	261	707
8	10/28/25	194	20	167	201	172	540	600	4623	24	192.63	-	194.43	=	-1.80	237	635	261	707
9	11/04/25	192	22	181	207	242	630	696	5253	27	194.56	-	192.63	=	1.93	242	635	264	707
10	11/11/25	194	20	188	184	194	566	626	5819	30	193.97	-	194.56	=	-0.59	242	635	264	707
11	11/18/25	193	21	212	200	160	572	635	6391	33	193.67	-	193.97	=	-0.30	242	635	264	707
12	11/25/25	193	21	a193	a193	a193	579	642	6391	33	193.67	-	193.67	=	0.00	242	635	264	707
13	12/02/25	193	21	198	225	202	625	688	7016	36	194.89	-	193.67	=	1.22	242	635	264	707
14	12/09/25	194	20	a194	a194	a194	582	642	7016	36	194.89	-	194.89	=	0.00	242	635	264	707
15	12/16/25	194	20	203	191	209	603	663	7619	39	195.36	-	194.89	=	0.47	242	635	264	707
16	01/06/26	195	20	184	205	225	614	674	8233	42	196.02	-	195.36	=	0.66	242	635	264	707

End of 1st split

17	01/13/26	196	19	197	211	169	577	634	8810	45	195.78	-	196.02	=	-0.25	242	635	264	707
18	01/20/26	195	0				0	0	8810	45	195.78	-	195.78	=	0.00	242	635	264	707
19	01/27/26	195	20	155	198	176	529	589	9339	48	194.56	-	195.78	=	-1.22	242	635	264	707
20	02/03/26	194	20	177	128	183	488	548	9827	51	192.69	-	194.56	=	-1.88	242	635	264	707
21	02/10/26	192	22	187	190	187	564	630	10391	54	192.43	-	192.69	=	-0.26	242	635	264	707
22	02/17/26	192	0				0	0	10391	54	192.43	-	192.43	=	0.00	242	635	264	707
23	02/24/26	192	22	214	215	191	620	686	11011	57	193.18	-	192.43	=	0.75	242	635	264	707
24	03/03/26	193	21	181	197	213	591	654	11602	60	193.37	-	193.18	=	0.19	242	635	264	707
25	03/10/26	193	21	144	165	258	567	630	12169	63	193.16	-	193.37	=	-0.21	258	635	279	707
26	03/17/26	193	21	235	197	172	604	667	12773	66	193.53	-	193.16	=	0.37	258	635	279	707
27	03/24/26	193	21	170	155	146	471	534	13244	69	191.94	-	193.53	=	-1.59	258	635	279	707
28	03/31/26	191	23	201	233	239	673	742	13917	72	193.29	-	191.94	=	1.35	258	673	279	742

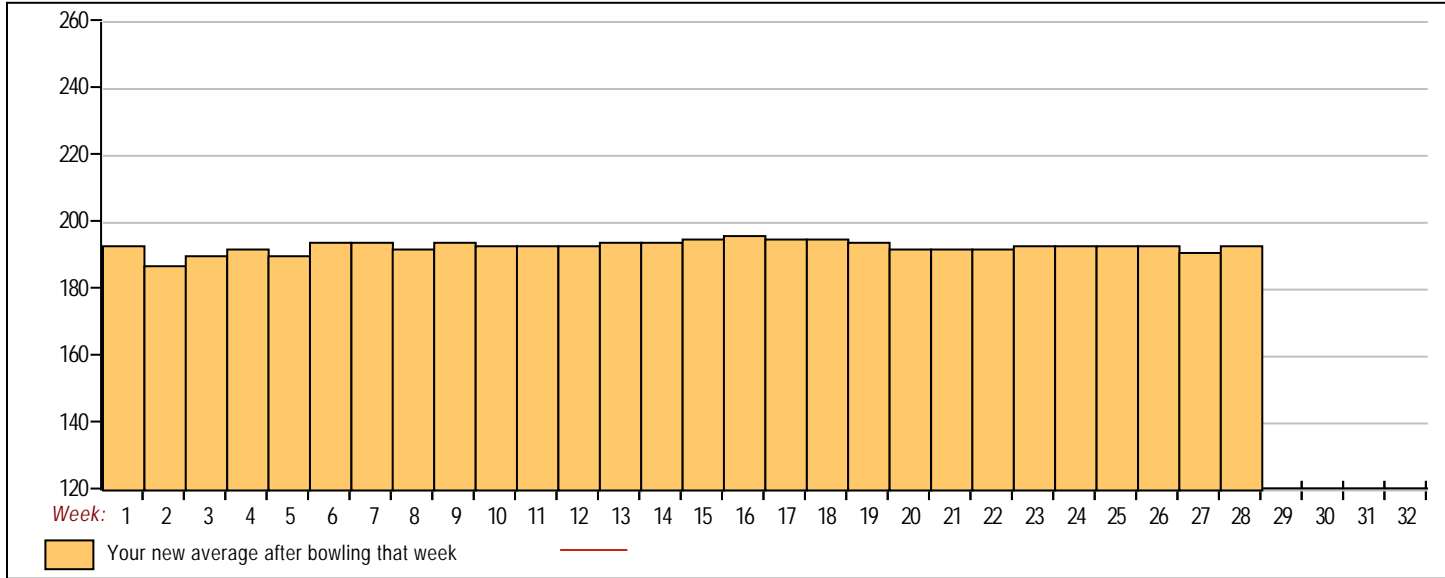


<u><100</u>	<u>100's</u>	<u>125's</u>	<u>150's</u>	<u>175's</u>	<u>200's</u>	<u>225's</u>	<u>250's</u>	<u>275's</u>	<u>300's</u>
		4	12	25	22	8	1		
<u><400</u>	<u>400's</u>	<u>450's</u>	<u>500's</u>	<u>550's</u>	<u>600's</u>	<u>650's</u>	<u>700's</u>	<u>750's</u>	<u>800's</u>
		2	4	10	7	1			

Avg of Game 1	Avg of Game 2	Avg of Game 3
190.08	193.04	196.75

High game of 258 on week 25 High series of 673 on week 28 High average of 196.02 after bowling week 16
 Low game of 128 on week 20 Low series of 471 on week 27 Low average of 187.83 after bowling week 2

High Scores by Game
 Game #1: 235 on week 26 Game #2: 233 on week 6 Game #3: 258 on week 25



Note: This report includes information through March 31 which is Week 28 of 32

Wayne Feng's Bowling Record - Team 21: Team 21

Week No.	Bowling Date	Old Avg	Old HDCP	-			Total	HDCP Total	Pins	Gms	---Average Change---			High Game	High Sers	HDCP Game	HDCP Sers
				-1-	-2-	-3-					New - Old	---> +/-					
1	09/02/25	bk198	17	203	224	209	636	687	636	3	212.00	- 0.00	= 212.00	224	636	241	687
2	09/09/25	bk198	0				0	0	636	3	212.00	- 212.00	= 0.00	224	636	241	687
3	09/16/25	bk198	17	164	191	188	543	594	1179	6	196.50	- 212.00	= -15.50	224	636	241	687
4	09/23/25	bk198	0				0	0	1179	6	196.50	- 196.50	= 0.00	224	636	241	687
5	09/30/25	bk198	17	197	160	225	582	633	1761	9	195.67	- 196.50	= -0.83	225	636	242	687
6	10/14/25	195	20	178	235	173	586	646	2347	12	195.58	- 195.67	= -0.08	235	636	255	687
7	10/21/25	195	20	181	204	257	642	702	2989	15	199.27	- 195.58	= 3.68	257	642	277	702
8	10/28/25	199	0				0	0	2989	15	199.27	- 199.27	= 0.00	257	642	277	702
9	11/04/25	199	0				0	0	2989	15	199.27	- 199.27	= 0.00	257	642	277	702
10	11/11/25	199	16	176	189	244	609	657	3598	18	199.89	- 199.27	= 0.62	257	642	277	702
11	11/18/25	199	0				0	0	3598	18	199.89	- 199.89	= 0.00	257	642	277	702
12	11/25/25	199	0				0	0	3598	18	199.89	- 199.89	= 0.00	257	642	277	702
13	12/02/25	199	0				0	0	3598	18	199.89	- 199.89	= 0.00	257	642	277	702
14	12/09/25	199	0				0	0	3598	18	199.89	- 199.89	= 0.00	257	642	277	702
15	12/16/25	199	0				0	0	3598	18	199.89	- 199.89	= 0.00	257	642	277	702
16	01/06/26	199	0				0	0	3598	18	199.89	- 199.89	= 0.00	257	642	277	702

End of 1st split

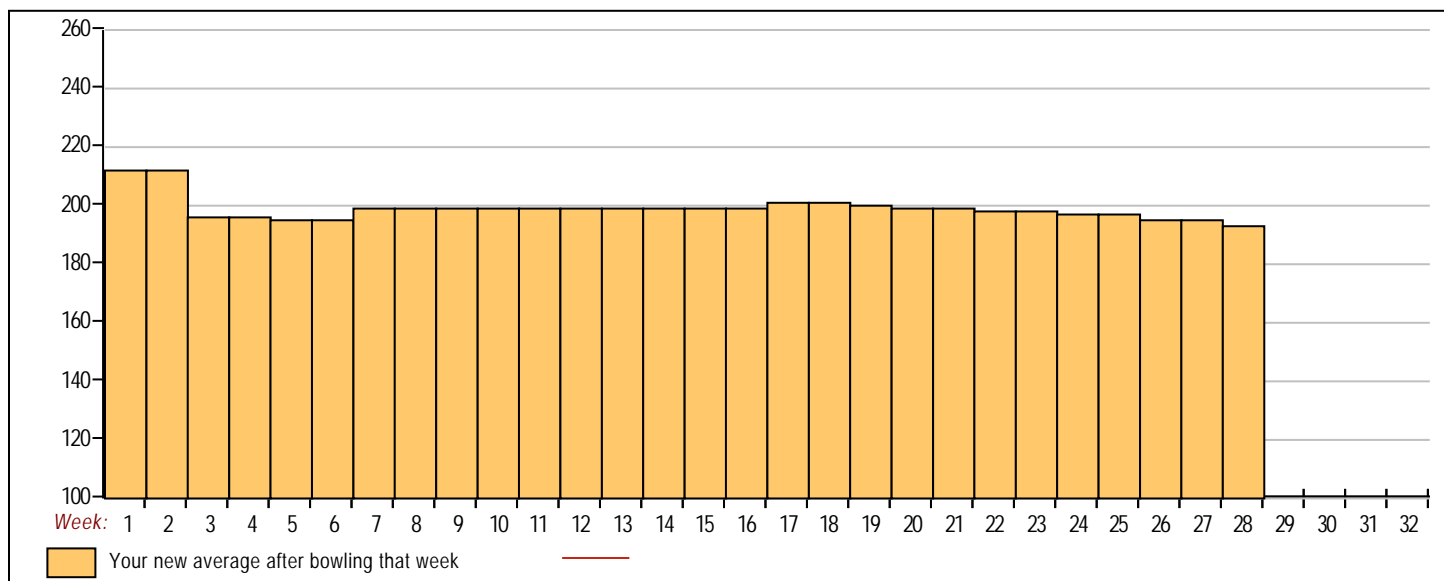
17	01/13/26	199	16	195	246	200	641	689	4239	21	201.86	- 199.89	= 1.97	257	642	277	702
18	01/20/26	201	15	195	172	237	604	649	4843	24	201.79	- 201.86	= -0.07	257	642	277	702
19	01/27/26	201	15	257	178	136	571	616	5414	27	200.52	- 201.79	= -1.27	257	642	277	702
20	02/03/26	200	16	206	180	170	556	604	5970	30	199.00	- 200.52	= -1.52	257	642	277	702
21	02/10/26	199	16	183	171	246	600	648	6570	33	199.09	- 199.00	= 0.09	257	642	277	702
22	02/17/26	199	16	158	203	211	572	620	7142	36	198.39	- 199.09	= -0.70	257	642	277	702
23	02/24/26	198	0				0	0	7142	36	198.39	- 198.39	= 0.00	257	642	277	702
24	03/03/26	198	17	249	120	203	572	623	7714	39	197.79	- 198.39	= -0.59	257	642	277	702
25	03/10/26	197	0				0	0	7714	39	197.79	- 197.79	= 0.00	257	642	277	702
26	03/17/26	197	18	183	174	157	514	568	8228	42	195.90	- 197.79	= -1.89	257	642	277	702
27	03/24/26	195	20	203	167	177	547	607	8775	45	195.00	- 195.90	= -0.90	257	642	277	702
28	03/31/26	195	20	202	140	168	510	570	9285	48	193.44	- 195.00	= -1.56	257	642	277	702

<100	100's	125's	150's	175's	200's	225's	250's	275's	300's
	1	2	11	14	11	7	2		
<400	400's	450's	500's	550's	600's	650's	700's	750's	800's
			4	6	6				

Avg of Game 1	Avg of Game 2	Avg of Game 3
195.63	184.63	200.06

High game of 257 on week 7 High series of 642 on week 7 High average of 212.00 after bowling week 1
 Low game of 120 on week 24 Low series of 510 on week 28 Low average of 193.44 after bowling week 28

High Scores by Game
 Game #1: 257 on week 19 Game #2: 246 on week 17 Game #3: 257 on week 7



Note: This report includes information through March 31 which is Week 28 of 32

Darren Feng's Bowling Record - Team 21: Team 21

Week No.	Bowling Date	Old Avg	Old HDCP	-1-	-2-	-3-	Total	HDCP Total	Pins	Gms	---Average Change--- New - Old ---> +/-			High Game	High Sers	HDCP Game	HDCP Sers		
End of 1st split																			
27	03/24/26	bk205	0				0	0	0	0	-	0.00	=	0.00	0	0			
28	03/31/26	bk205	12	192	160	170	522	558	522	3	174.00	-	0.00	=	174.00	192	522	204	558

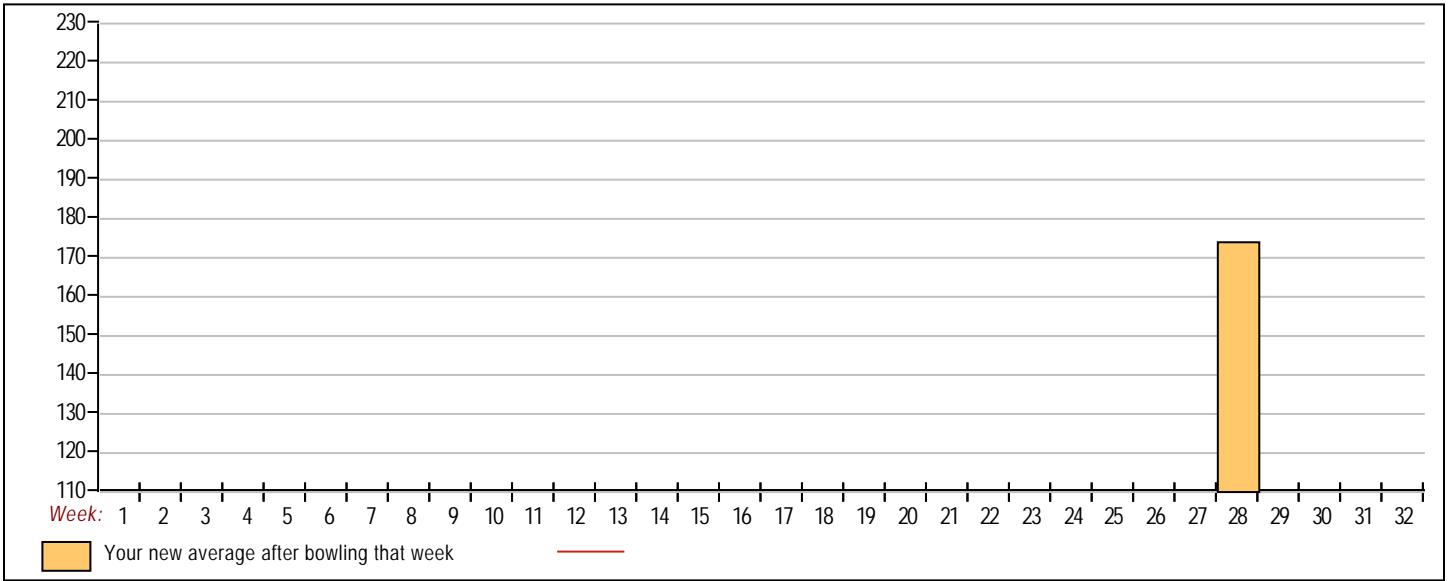


<100	100's	125's	150's	175's	200's	225's	250's	275's	300's
			2	1					
<400	400's	450's	500's	550's	600's	650's	700's	750's	800's
			1						

Avg of Game 1	Avg of Game 2	Avg of Game 3
192.00	160.00	170.00

High game of 192 on week 28 High series of 522 on week 28 High average of 174.00 after bowling week 28
 Low game of 160 on week 28 Low series of 522 on week 28 Low average of 174.00 after bowling week 28

High Scores by Game
 Game #1: 192 on week 28 Game #2: 160 on week 28 Game #3: 170 on week 28



Note: This report includes information through March 31 which is Week 28 of 32

Dick Zhu's Bowling Record - Team 21: Team 21

Week No.	Bowling Date	Old Avg	Old HDCP	HDCP			Total	HDCP Total	Pins	Gms	---Average Change---			High Game	High Sers	HDCP Game	HDCP Sers		
				-1-	-2-	-3-					New - Old	--->	+/-						
1	09/02/25	bk200	0				0	0	0	0	-	0.00	=	0.00	0	0			
2	09/09/25	bk200	16	238	179	202	619	667	619	3	206.33	-	0.00	=	206.33	238	619	254	667
3	09/16/25	bk200	0				0	0	619	3	206.33	-	206.33	=	0.00	238	619	254	667
4	09/23/25	bk200	16	174	176	191	541	589	1160	6	193.33	-	206.33	=	-13.00	238	619	254	667
5	09/30/25	bk200	0				0	0	1160	6	193.33	-	193.33	=	0.00	238	619	254	667
6	10/14/25	bk200	0				0	0	1160	6	193.33	-	193.33	=	0.00	238	619	254	667
7	10/21/25	bk200	0				0	0	1160	6	193.33	-	193.33	=	0.00	238	619	254	667
8	10/28/25	bk200	16	221	201	174	596	644	1756	9	195.11	-	193.33	=	1.78	238	619	254	667
9	11/04/25	195	20	228	211	175	614	674	2370	12	197.50	-	195.11	=	2.39	238	619	254	674
10	11/11/25	197	0				0	0	2370	12	197.50	-	197.50	=	0.00	238	619	254	674
11	11/18/25	197	18	202	172	194	568	622	2938	15	195.87	-	197.50	=	-1.63	238	619	254	674
12	11/25/25	195	20	183	172	180	535	595	3473	18	192.94	-	195.87	=	-2.92	238	619	254	674
13	12/02/25	192	22	a192	a192	a192	576	642	3473	18	192.94	-	192.94	=	0.00	238	619	254	674
14	12/09/25	192	22	217	202	199	618	684	4091	21	194.81	-	192.94	=	1.87	238	619	254	684
15	12/16/25	194	20	a194	a194	a194	582	642	4091	21	194.81	-	194.81	=	0.00	238	619	254	684
16	01/06/26	194	20	a194	a194	a194	582	642	4091	21	194.81	-	194.81	=	0.00	238	619	254	684

End of 1st split

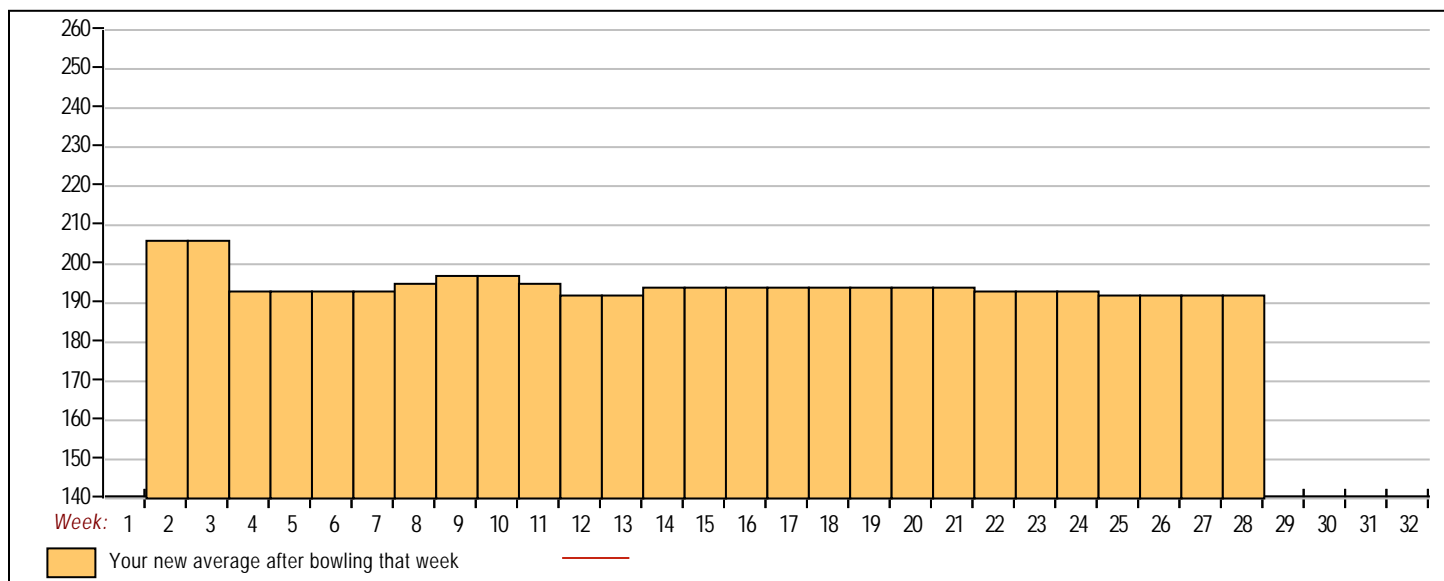
17	01/13/26	194	0				0	0	4091	21	194.81	-	194.81	=	0.00	238	619	254	684
18	01/20/26	194	20	170	221	178	569	629	4660	24	194.17	-	194.81	=	-0.64	238	619	254	684
19	01/27/26	194	0				0	0	4660	24	194.17	-	194.17	=	0.00	238	619	254	684
20	02/03/26	194	0				0	0	4660	24	194.17	-	194.17	=	0.00	238	619	254	684
21	02/10/26	194	0				0	0	4660	24	194.17	-	194.17	=	0.00	238	619	254	684
22	02/17/26	194	20	170	201	190	561	621	5221	27	193.37	-	194.17	=	-0.80	238	619	254	684
23	02/24/26	193	21	a193	a193	a193	579	642	5221	27	193.37	-	193.37	=	0.00	238	619	254	684
24	03/03/26	193	0				0	0	5221	27	193.37	-	193.37	=	0.00	238	619	254	684
25	03/10/26	193	21	193	180	179	552	615	5773	30	192.43	-	193.37	=	-0.94	238	619	254	684
26	03/17/26	192	22	204	212	172	588	654	6361	33	192.76	-	192.43	=	0.32	238	619	254	684
27	03/24/26	192	22	a192	a192	a192	576	642	6361	33	192.76	-	192.76	=	0.00	238	619	254	684
28	03/31/26	192	22				0	0	6361	33	192.76	-	192.76	=	0.00	238	619	254	684

<100	100's	125's	150's	175's	200's	225's	250's	275's	300's
			7	13	11	2			
<400	400's	450's	500's	550's	600's	650's	700's	750's	800's
			2	6	3				

Avg of Game 1 **Avg of Game 2** **Avg of Game 3**
 200.00 193.36 184.91

High game of 238 on week 2 High series of 619 on week 2 High average of 206.33 after bowling week 2
 Low game of 170 on week 18 Low series of 535 on week 12 Low average of 192.43 after bowling week 25

High Scores by Game
 Game #1: 238 on week 2 Game #2: 221 on week 18 Game #3: 202 on week 2



Note: This report includes information through March 31 which is Week 28 of 32

Stanley Zhu's Bowling Record - Team 21: Team 21

Week No.	Bowling Date	Old Avg	Old HDCP	-1-	-2-	-3-	Total	HDCP Total	Pins	Gms	---Average Change---			High Game	High Sers	HDCP Game	HDCP Sers		
											New	Old	---> +/-						
1	09/02/25	bk212	6	218	191	191	600	618	600	3	200.00	-	0.00	=	200.00	218	600	224	618
2	09/09/25	bk212	6	175	244	236	655	673	1255	6	209.17	-	200.00	=	9.17	244	655	250	673
3	09/16/25	bk212	6	194	257	193	644	662	1899	9	211.00	-	209.17	=	1.83	257	655	263	673
4	09/23/25	211	7	230	245	266	741	762	2640	12	220.00	-	211.00	=	9.00	266	741	273	762
5	09/30/25	220	0	221	202	257	680	680	3320	15	221.33	-	220.00	=	1.33	266	741	273	762
6	10/14/25	221	0	213	213	183	609	609	3929	18	218.28	-	221.33	=	-3.06	266	741	273	762
7	10/21/25	218	1	182	170	233	585	588	4514	21	214.95	-	218.28	=	-3.33	266	741	273	762
8	10/28/25	214	4	243	209	235	687	699	5201	24	216.71	-	214.95	=	1.76	266	741	273	762
9	11/04/25	216	3	193	231	200	624	633	5825	27	215.74	-	216.71	=	-0.97	266	741	273	762
10	11/11/25	215	4	163	215	202	580	592	6405	30	213.50	-	215.74	=	-2.24	266	741	273	762
11	11/18/25	213	5	232	225	219	676	691	7081	33	214.58	-	213.50	=	1.08	266	741	273	762
12	11/25/25	214	4	244	236	165	645	657	7726	36	214.61	-	214.58	=	0.04	266	741	273	762
13	12/02/25	214	4	220	182	263	665	677	8391	39	215.15	-	214.61	=	0.54	266	741	273	762
14	12/09/25	215	4	186	214	181	581	593	8972	42	213.62	-	215.15	=	-1.53	266	741	273	762
15	12/16/25	213	5	231	199	227	657	672	9629	45	213.98	-	213.62	=	0.36	266	741	273	762
16	01/06/26	213	5	245	196	197	638	653	10267	48	213.90	-	213.98	=	-0.08	266	741	273	762

End of 1st split

17	01/13/26	213	5	214	247	196	657	672	10924	51	214.20	-	213.90	=	0.30	266	741	273	762
18	01/20/26	214	4	201	204	211	616	628	11540	54	213.70	-	214.20	=	-0.49	266	741	273	762
19	01/27/26	213	5	176	246	181	603	618	12143	57	213.04	-	213.70	=	-0.67	266	741	273	762
20	02/03/26	213	5	238	205	236	679	694	12822	60	213.70	-	213.04	=	0.66	266	741	273	762
21	02/10/26	213	5	235	245	235	715	730	13537	63	214.87	-	213.70	=	1.17	266	741	273	762
22	02/17/26	214	4	258	177	206	641	653	14178	66	214.82	-	214.87	=	-0.05	266	741	273	762
23	02/24/26	214	4	217	192	248	657	669	14835	69	215.00	-	214.82	=	0.18	266	741	273	762
24	03/03/26	215	4	167	228	215	610	622	15445	72	214.51	-	215.00	=	-0.49	266	741	273	762
25	03/10/26	214	4	a214	a214	a214	642	654	15445	72	214.51	-	214.51	=	0.00	266	741	273	762
26	03/17/26	214	0				0	0	15445	72	214.51	-	214.51	=	0.00	266	741	273	762
27	03/24/26	214	0				0	0	15445	72	214.51	-	214.51	=	0.00	266	741	273	762
28	03/31/26	214	4				0	0	15445	72	214.51	-	214.51	=	0.00	266	741	273	762

<100	100's	125's	150's	175's	200's	225's	250's	275's	300's
			4	19	20	24	5		
<400	400's	450's	500's	550's	600's	650's	700's	750's	800's
				3	10	9	2		

Avg of Game 1	Avg of Game 2	Avg of Game 3
212.33	215.54	215.67

High game of 266 on week 4 High series of 741 on week 4 High average of 221.33 after bowling week 5
 Low game of 163 on week 10 Low series of 580 on week 10 Low average of 200.00 after bowling week 1

High Scores by Game
 Game #1: 258 on week 22 Game #2: 257 on week 3 Game #3: 266 on week 4

