

Note: This report includes information through April 28 which is Week 32 of 32

Henry Du's Bowling Record - Team 20: Team 20

| Week No. | Bowling Date | Old Avg | Old HDCP | -1- | -2- | -3- | Total | HDCP Total | Pins | Gms | ---Average Change--- New - Old ---> +/- | | | High Game | High Sers | HDCP Game | HDCP Sers | |
|-------------------------|--------------|---------|----------|-----|-----|-----|-------|------------|------|-----|--|------|--------|-----------|-----------|-----------|-----------|---------|
| End of 1st split | | | | | | | | | | | | | | | | | | |
| 25 | 03/10/26 | 0 | 0 | | | | 0 | 0 | 0 | 0 | - | 0.00 | = | 0.00 | 0 | 0 | | |
| 26 | 03/17/26 | 147 | 58 | 163 | 129 | 149 | 441 | 615 | 441 | 3 | 147.00 | - | 0.00 | = | 147.00 | 163 | 441 | |
| 27 | 03/24/26 | 159 | 48 | 151 | 163 | 202 | 516 | 660 | 957 | 6 | 159.50 | - | 147.00 | = | 12.50 | 202 | 516 | |
| 28 | 03/31/26 | 152 | 54 | 140 | 88 | 191 | 419 | 581 | 1376 | 9 | 152.89 | - | 159.50 | = | -6.61 | 202 | 516 | |
| 29 | 04/07/26 | 152 | 54 | 154 | 132 | 150 | 436 | 598 | 1812 | 12 | 151.00 | - | 152.89 | = | -1.89 | 202 | 516 | 208 598 |
| 30 | 04/14/26 | 151 | 55 | 161 | 145 | 121 | 427 | 592 | 2239 | 15 | 149.27 | - | 151.00 | = | -1.73 | 202 | 516 | 216 598 |
| 31 | 04/21/26 | 149 | 56 | 133 | 173 | 215 | 521 | 689 | 2760 | 18 | 153.33 | - | 149.27 | = | 4.07 | 215 | 521 | 271 689 |
| 32 | 04/28/26 | 153 | 53 | 182 | 125 | 99 | 406 | 565 | 3166 | 21 | 150.76 | - | 153.33 | = | -2.57 | 215 | 521 | 271 689 |

End of 2nd split

| | | | | | | | | | |
|----------------|--------------|--------------|--------------|--------------|--------------|--------------|--------------|--------------|--------------|
| <u><100</u> | <u>100's</u> | <u>125's</u> | <u>150's</u> | <u>175's</u> | <u>200's</u> | <u>225's</u> | <u>250's</u> | <u>275's</u> | <u>300's</u> |
| 2 | 1 | 7 | 7 | 2 | 2 | | | | |
| <u><400</u> | <u>400's</u> | <u>450's</u> | <u>500's</u> | <u>550's</u> | <u>600's</u> | <u>650's</u> | <u>700's</u> | <u>750's</u> | <u>800's</u> |
| | 5 | | 2 | | | | | | |

| | | |
|----------------------|----------------------|----------------------|
| <u>Avg of Game 1</u> | <u>Avg of Game 2</u> | <u>Avg of Game 3</u> |
| 154.86 | 136.43 | 161.00 |

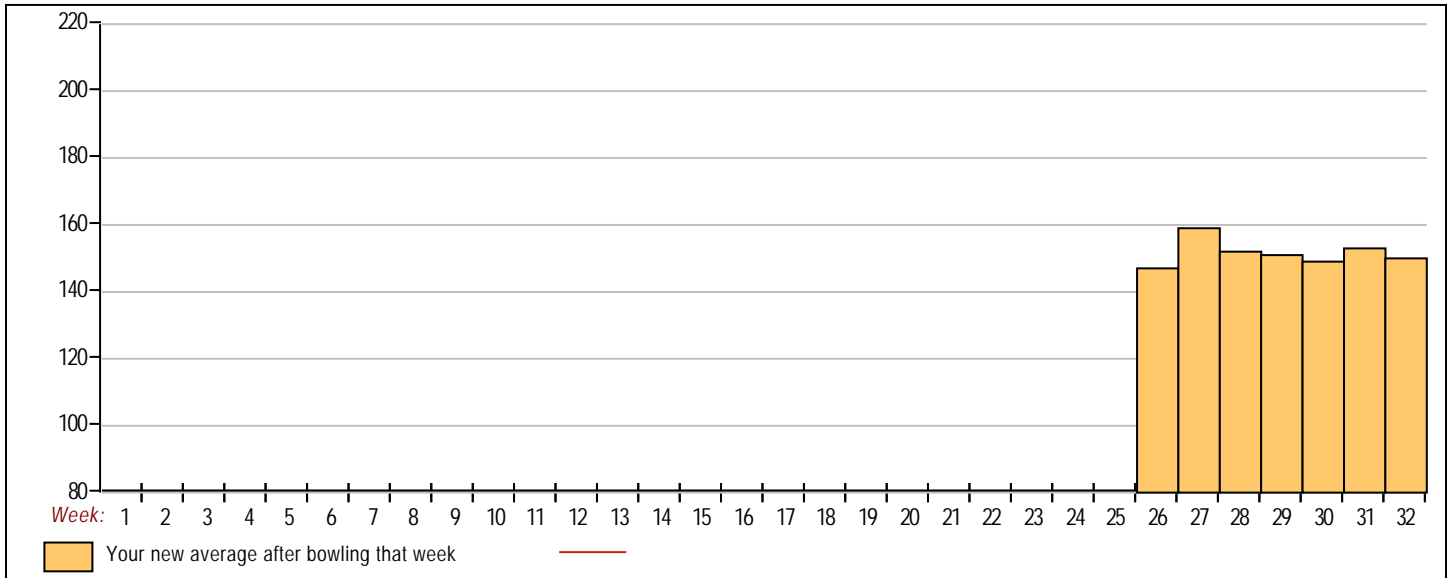
High game of 215 on week 31
Low game of 88 on week 28

High series of 521 on week 31
Low series of 406 on week 32

High average of 159.50 after bowling week 27
Low average of 147.00 after bowling week 26

High Scores by Game

Game #1: 182 on week 32 Game #2: 173 on week 31 Game #3: 215 on week 31



Note: This report includes information through April 28 which is Week 32 of 32

Allen Loc's Bowling Record - Team 20: Team 20

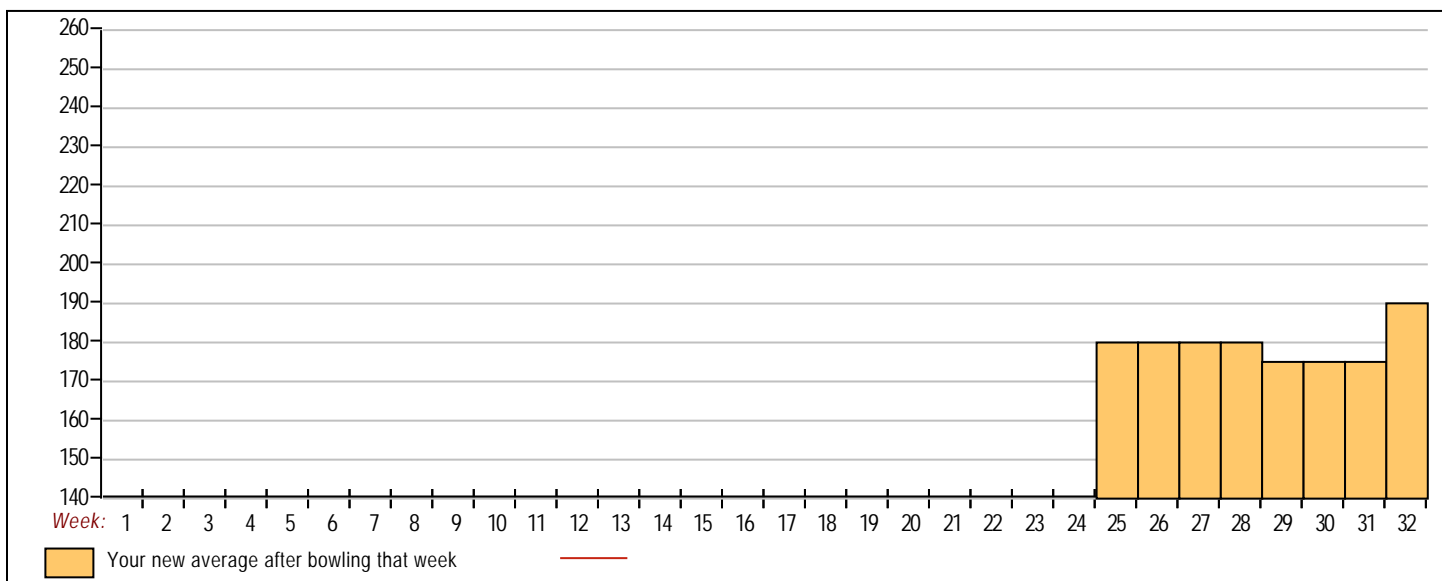
| Week No. | Bowling Date | Old Avg | Old HDCP | -1- | -2- | -3- | Total | HDCP Total | Pins | Gms | ---Average Change--- | | | High Game | High Sers | HDCP Game | HDCP Sers | | |
|-------------------------|--------------|---------|----------|-----|-----|-----|-------|------------|------|-----|----------------------|------|--------|-----------|-----------|-----------|-----------|-----|-----|
| | | | | | | | | | | | New - Old | ---> | +/- | | | | | | |
| End of 1st split | | | | | | | | | | | | | | | | | | | |
| 25 | 03/10/26 | bk207 | 10 | 166 | 193 | 182 | 541 | 571 | 541 | 3 | 180.33 | - | 0.00 | = | 180.33 | 193 | 541 | 203 | 571 |
| 26 | 03/17/26 | bk207 | 0 | | | | 0 | 0 | 541 | 3 | 180.33 | - | 180.33 | = | 0.00 | 193 | 541 | 203 | 571 |
| 27 | 03/24/26 | bk207 | 0 | | | | 0 | 0 | 541 | 3 | 180.33 | - | 180.33 | = | 0.00 | 193 | 541 | 203 | 571 |
| 28 | 03/31/26 | bk207 | 0 | | | | 0 | 0 | 541 | 3 | 180.33 | - | 180.33 | = | 0.00 | 193 | 541 | 203 | 571 |
| 29 | 04/07/26 | bk207 | 10 | 180 | 159 | 174 | 513 | 543 | 1054 | 6 | 175.67 | - | 180.33 | = | -4.67 | 193 | 541 | 203 | 571 |
| 30 | 04/14/26 | bk207 | 0 | | | | 0 | 0 | 1054 | 6 | 175.67 | - | 175.67 | = | 0.00 | 193 | 541 | 203 | 571 |
| 31 | 04/21/26 | bk207 | 0 | | | | 0 | 0 | 1054 | 6 | 175.67 | - | 175.67 | = | 0.00 | 193 | 541 | 203 | 571 |
| 32 | 04/28/26 | bk207 | 10 | 223 | 242 | 192 | 657 | 687 | 1711 | 9 | 190.11 | - | 175.67 | = | 14.44 | 242 | 657 | 252 | 687 |

End of 2nd split

| | | | | | | | | | |
|----------------|--------------|--------------|----------------------|----------------------|----------------------|--------------|--------------|--------------|--------------|
| <u><100</u> | <u>100's</u> | <u>125's</u> | <u>150's</u> | <u>175's</u> | <u>200's</u> | <u>225's</u> | <u>250's</u> | <u>275's</u> | <u>300's</u> |
| | | | 3 | 4 | 1 | 1 | | | |
| <u><400</u> | <u>400's</u> | <u>450's</u> | <u>500's</u> | <u>550's</u> | <u>600's</u> | <u>650's</u> | <u>700's</u> | <u>750's</u> | <u>800's</u> |
| | | | 2 | | | 1 | | | |
| | | | <u>Avg of Game 1</u> | <u>Avg of Game 2</u> | <u>Avg of Game 3</u> | | | | |
| | | | 189.67 | 198.00 | 182.67 | | | | |

High game of 242 on week 32 High series of 657 on week 32 High average of 190.11 after bowling week 32
 Low game of 159 on week 29 Low series of 513 on week 29 Low average of 175.67 after bowling week 29

High Scores by Game
 Game #1: 223 on week 32 Game #2: 242 on week 32 Game #3: 192 on week 32



Note: This report includes information through April 28 which is Week 32 of 32

Kevin Yeung's Bowling Record - Team 20: Team 20

| Week No. | Bowling Date | Old Avg | Old HDCP | - | | | Total | HDCP Total | Pins | Gms | ---Average Change--- | | | High Game | High Sers | HDCP Game | HDCP Sers | | |
|--|--------------|---------|----------|-----|-----|-----|-------|------------|------|-----|----------------------|-----|----------|-----------|-----------|-----------|-----------|-----|-----|
| | | | | -1- | -2- | -3- | | | | | New | Old | ---> +/- | | | | | | |
| 1 | 09/02/25 | bk181 | 31 | 168 | 174 | 156 | 498 | 591 | 498 | 3 | 166.00 | - | 0.00 | = | 166.00 | 174 | 498 | 205 | 591 |
| 2 | 09/09/25 | bk181 | 31 | 156 | 185 | 213 | 554 | 647 | 1052 | 6 | 175.33 | - | 166.00 | = | 9.33 | 213 | 554 | 244 | 647 |
| 3 | 09/16/25 | bk181 | 31 | 132 | 225 | 191 | 548 | 641 | 1600 | 9 | 177.78 | - | 175.33 | = | 2.44 | 225 | 554 | 256 | 647 |
| 4 | 09/23/25 | 177 | 34 | 161 | 182 | 190 | 533 | 635 | 2133 | 12 | 177.75 | - | 177.78 | = | -0.03 | 225 | 554 | 256 | 647 |
| 5 | 09/30/25 | 177 | 34 | 155 | 168 | 144 | 467 | 569 | 2600 | 15 | 173.33 | - | 177.75 | = | -4.42 | 225 | 554 | 256 | 647 |
| ----- Week 6 was bowled after week 7 ----- | | | | | | | | | | | | | | | | | | | |
| 6 | 10/14/25 | 171 | 39 | 183 | 174 | 199 | 556 | 673 | 3156 | 18 | 173.33 | - | 0.00 | = | 173.33 | 225 | 556 | 256 | 649 |
| Scores were bowled after week 7 for weeks: 6 | | | | | | | | | | | | | | | | | | | |
| 7 | 10/21/25 | 173 | 37 | 141 | 148 | 181 | 470 | 581 | 3626 | 21 | 172.67 | - | 173.33 | = | -0.67 | 225 | 556 | 256 | 673 |
| 8 | 10/28/25 | 172 | 38 | 179 | 155 | 186 | 520 | 634 | 4146 | 24 | 172.75 | - | 172.67 | = | 0.08 | 225 | 556 | 256 | 673 |
| 9 | 11/04/25 | 172 | 38 | 158 | 198 | 184 | 540 | 654 | 4686 | 27 | 173.56 | - | 172.75 | = | 0.81 | 225 | 556 | 256 | 673 |
| 10 | 11/11/25 | 173 | 37 | 173 | 211 | 153 | 537 | 648 | 5223 | 30 | 174.10 | - | 173.56 | = | 0.54 | 225 | 556 | 256 | 673 |
| ----- Week 11 was bowled after week 12 ----- | | | | | | | | | | | | | | | | | | | |
| 11 | 11/18/25 | 178 | 33 | 156 | 170 | 166 | 492 | 591 | 5715 | 33 | 174.10 | - | 0.00 | = | 174.10 | 225 | 556 | 256 | 673 |
| Scores were bowled after week 12 for weeks: 11 | | | | | | | | | | | | | | | | | | | |
| 12 | 11/25/25 | 174 | 36 | 195 | 234 | 227 | 656 | 764 | 6371 | 36 | 176.97 | - | 174.10 | = | 2.87 | 234 | 656 | 270 | 764 |
| 13 | 12/02/25 | 176 | 35 | 190 | 153 | 169 | 512 | 617 | 6883 | 39 | 176.49 | - | 176.97 | = | -0.49 | 234 | 656 | 270 | 764 |
| ----- Week 14 was bowled after week 15 ----- | | | | | | | | | | | | | | | | | | | |
| 14 | 12/09/25 | 176 | 35 | 148 | 171 | 148 | 467 | 572 | 7350 | 42 | 176.49 | - | 0.00 | = | 176.49 | 234 | 656 | 270 | 764 |
| Scores were bowled after week 15 for weeks: 14 | | | | | | | | | | | | | | | | | | | |
| 15 | 12/16/25 | 176 | 35 | 144 | 238 | 166 | 548 | 653 | 7898 | 45 | 175.51 | - | 176.49 | = | -0.98 | 238 | 656 | 273 | 764 |
| 16 | 01/06/26 | 175 | 36 | 123 | 182 | 168 | 473 | 581 | 8371 | 48 | 174.40 | - | 175.51 | = | -1.12 | 238 | 656 | 273 | 764 |

End of 1st split

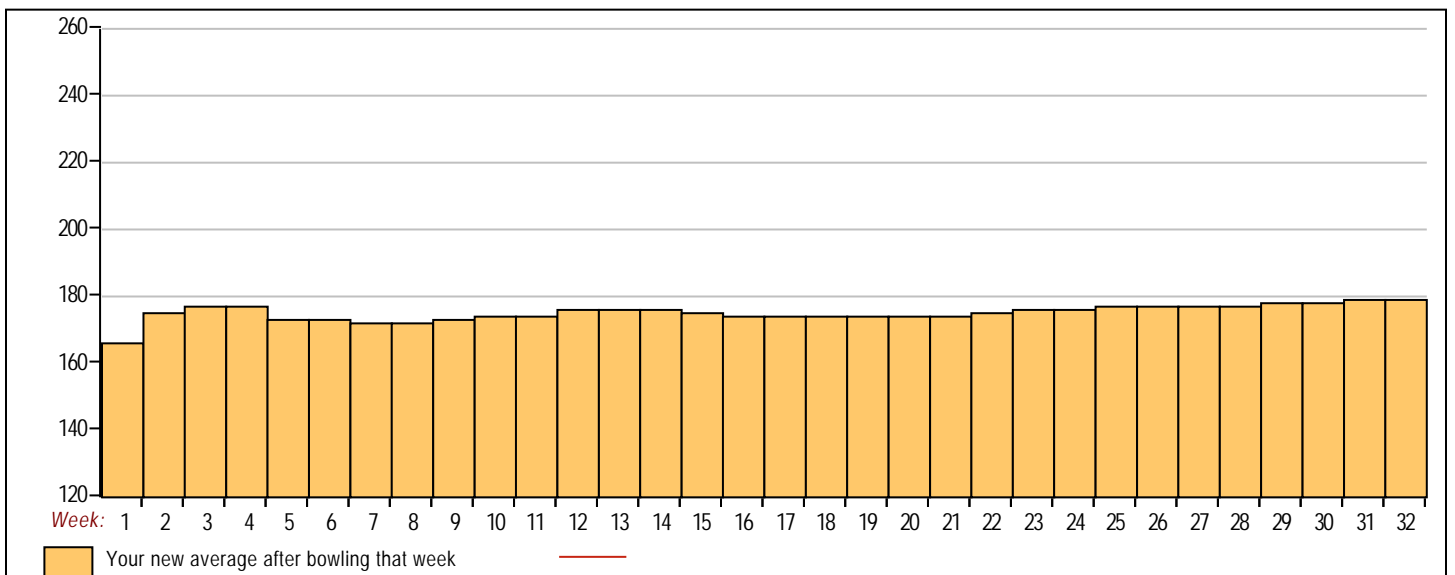
| | | | | | | | | | | | | | | | | | | | |
|----|----------|-----|----|------|------|------|-----|-----|-------|----|--------|---|--------|---|-------|-----|-----|-----|-----|
| 17 | 01/13/26 | 174 | 36 | a174 | a174 | a174 | 522 | 630 | 8371 | 48 | 174.40 | - | 174.40 | = | 0.00 | 238 | 656 | 273 | 764 |
| 18 | 01/20/26 | 174 | 36 | 161 | 188 | 179 | 528 | 636 | 8899 | 51 | 174.49 | - | 174.40 | = | 0.09 | 238 | 656 | 273 | 764 |
| 19 | 01/27/26 | 174 | 36 | 130 | 222 | 179 | 531 | 639 | 9430 | 54 | 174.63 | - | 174.49 | = | 0.14 | 238 | 656 | 273 | 764 |
| 20 | 02/03/26 | 174 | 36 | 181 | 156 | 161 | 498 | 606 | 9928 | 57 | 174.18 | - | 174.63 | = | -0.45 | 238 | 656 | 273 | 764 |
| 21 | 02/10/26 | 174 | 36 | 132 | 244 | 176 | 552 | 660 | 10480 | 60 | 174.67 | - | 174.18 | = | 0.49 | 244 | 656 | 280 | 764 |
| 22 | 02/17/26 | 174 | 36 | 151 | 213 | 193 | 557 | 665 | 11037 | 63 | 175.19 | - | 174.67 | = | 0.52 | 244 | 656 | 280 | 764 |
| 23 | 02/24/26 | 175 | 36 | 219 | 202 | 180 | 601 | 709 | 11638 | 66 | 176.33 | - | 175.19 | = | 1.14 | 244 | 656 | 280 | 764 |
| 24 | 03/03/26 | 176 | 35 | 147 | 193 | 196 | 536 | 641 | 12174 | 69 | 176.43 | - | 176.33 | = | 0.10 | 244 | 656 | 280 | 764 |
| 25 | 03/10/26 | 176 | 35 | 174 | 207 | 191 | 572 | 677 | 12746 | 72 | 177.03 | - | 176.43 | = | 0.59 | 244 | 656 | 280 | 764 |
| 26 | 03/17/26 | 177 | 34 | 191 | 192 | 183 | 566 | 668 | 13312 | 75 | 177.49 | - | 177.03 | = | 0.47 | 244 | 656 | 280 | 764 |
| 27 | 03/24/26 | 177 | 34 | 125 | 205 | 164 | 494 | 596 | 13806 | 78 | 177.00 | - | 177.49 | = | -0.49 | 244 | 656 | 280 | 764 |
| 28 | 03/31/26 | 177 | 34 | a177 | 175 | 187 | 539 | 641 | 14168 | 80 | 177.10 | - | 177.00 | = | 0.10 | 244 | 656 | 280 | 764 |
| 29 | 04/07/26 | 177 | 34 | 189 | 201 | 221 | 611 | 713 | 14779 | 83 | 178.06 | - | 177.10 | = | 0.96 | 244 | 656 | 280 | 764 |
| 30 | 04/14/26 | 178 | 33 | 226 | 148 | 202 | 576 | 675 | 15355 | 86 | 178.55 | - | 178.06 | = | 0.49 | 244 | 656 | 280 | 764 |
| 31 | 04/21/26 | 178 | 33 | 208 | 180 | 194 | 582 | 681 | 15937 | 89 | 179.07 | - | 178.55 | = | 0.52 | 244 | 656 | 280 | 764 |
| 32 | 04/28/26 | 179 | 32 | 213 | 180 | 159 | 552 | 648 | 16489 | 92 | 179.23 | - | 179.07 | = | 0.16 | 244 | 656 | 280 | 764 |

End of 2nd split

| | | | | | | | | | |
|----------------------|-------|-------|----------------------|-------|-------|----------------------|-------|-------|-------|
| <100 | 100's | 125's | 150's | 175's | 200's | 225's | 250's | 275's | 300's |
| | 1 | 12 | 27 | 33 | 13 | 6 | | | |
| <400 | 400's | 450's | 500's | 550's | 600's | 650's | 700's | 750's | 800's |
| | | 8 | 10 | 9 | 2 | 1 | | | |
| Avg of Game 1 | | | Avg of Game 2 | | | Avg of Game 3 | | | |
| 166.97 | | | 189.48 | | | 180.84 | | | |

High game of 244 on week 21 High series of 656 on week 12 High average of 179.23 after bowling week 32
 Low game of 123 on week 16 Low series of 467 on week 5 Low average of 166.00 after bowling week 1

High Scores by Game
 Game #1: 226 on week 30 Game #2: 244 on week 21 Game #3: 227 on week 12



Note: This report includes information through April 28 which is Week 32 of 32

Jimmy Yeung's Bowling Record - Team 20: Team 20

| Week No. | Bowling Date | Old Avg | Old HDCP | HDCP | | | Total | HDCP Total | Pins | Gms | ---Average Change--- | | | High Game | High Sers | HDCP Game | HDCP Sers | | |
|--|--------------|---------|----------|------|------|------|-------|------------|------|-----|----------------------|-----|----------|-----------|-----------|-----------|-----------|-----|-----|
| | | | | -1- | -2- | -3- | | | | | New | Old | ---> +/- | | | | | | |
| 1 | 09/02/25 | bk168 | 41 | 157 | 149 | 178 | 484 | 607 | 484 | 3 | 161.33 | - | 0.00 | = | 161.33 | 178 | 484 | 219 | 607 |
| 2 | 09/09/25 | bk168 | 41 | 216 | 172 | 145 | 533 | 656 | 1017 | 6 | 169.50 | - | 161.33 | = | 8.17 | 216 | 533 | 257 | 656 |
| 3 | 09/16/25 | bk168 | 41 | 133 | 130 | 178 | 441 | 564 | 1458 | 9 | 162.00 | - | 169.50 | = | -7.50 | 216 | 533 | 257 | 656 |
| 4 | 09/23/25 | 162 | 46 | 142 | 172 | 209 | 523 | 661 | 1981 | 12 | 165.08 | - | 162.00 | = | 3.08 | 216 | 533 | 257 | 661 |
| 5 | 09/30/25 | 165 | 44 | 122 | 160 | 144 | 426 | 558 | 2407 | 15 | 160.47 | - | 165.08 | = | -4.62 | 216 | 533 | 257 | 661 |
| ----- Week 6 was bowled after week 7 ----- | | | | | | | | | | | | | | | | | | | |
| 6 | 10/14/25 | 162 | 46 | 193 | 156 | 150 | 499 | 637 | 2906 | 18 | 160.47 | - | 0.00 | = | 160.47 | 216 | 533 | 257 | 661 |
| Scores were bowled after week 7 for weeks: 6 | | | | | | | | | | | | | | | | | | | |
| 7 | 10/21/25 | 160 | 48 | 146 | 196 | 177 | 519 | 663 | 3425 | 21 | 163.10 | - | 160.47 | = | 2.63 | 216 | 533 | 257 | 663 |
| 8 | 10/28/25 | 163 | 45 | a163 | a163 | a163 | 489 | 624 | 3425 | 21 | 163.10 | - | 163.10 | = | 0.00 | 216 | 533 | 257 | 663 |
| 9 | 11/04/25 | 163 | 45 | 203 | 176 | 145 | 524 | 659 | 3949 | 24 | 164.54 | - | 163.10 | = | 1.45 | 216 | 533 | 257 | 663 |
| 10 | 11/11/25 | 164 | 44 | a164 | a164 | a164 | 492 | 624 | 3949 | 24 | 164.54 | - | 164.54 | = | 0.00 | 216 | 533 | 257 | 663 |
| ----- Week 11 was bowled after week 12 ----- | | | | | | | | | | | | | | | | | | | |
| 11 | 11/18/25 | 164 | 44 | 157 | 179 | 126 | 462 | 594 | 4411 | 27 | 164.54 | - | 0.00 | = | 164.54 | 216 | 533 | 257 | 663 |
| Scores were bowled after week 12 for weeks: 11 | | | | | | | | | | | | | | | | | | | |
| 12 | 11/25/25 | 164 | 44 | 169 | 158 | 171 | 498 | 630 | 4909 | 30 | 163.63 | - | 164.54 | = | -0.91 | 216 | 533 | 257 | 663 |
| 13 | 12/02/25 | 163 | 45 | 150 | 131 | 130 | 411 | 546 | 5320 | 33 | 161.21 | - | 163.63 | = | -2.42 | 216 | 533 | 257 | 663 |
| ----- Week 14 was bowled after week 15 ----- | | | | | | | | | | | | | | | | | | | |
| 14 | 12/09/25 | 162 | 46 | 153 | 159 | 143 | 455 | 593 | 5775 | 36 | 161.21 | - | 0.00 | = | 161.21 | 216 | 533 | 257 | 663 |
| Scores were bowled after week 15 for weeks: 14 | | | | | | | | | | | | | | | | | | | |
| 15 | 12/16/25 | 161 | 47 | 186 | 160 | 167 | 513 | 654 | 6288 | 39 | 161.23 | - | 161.21 | = | 0.02 | 216 | 533 | 257 | 663 |
| 16 | 01/06/26 | 161 | 47 | 214 | 121 | 174 | 509 | 650 | 6797 | 42 | 161.83 | - | 161.23 | = | 0.60 | 216 | 533 | 261 | 663 |

End of 1st split

| | | | | | | | | | | | | | | | | | | | |
|----|----------|-----|----|------|------|------|-----|-----|------|----|--------|---|--------|---|-------|-----|-----|-----|-----|
| 17 | 01/13/26 | 161 | 47 | a161 | a161 | a161 | 483 | 624 | 6797 | 42 | 161.83 | - | 161.83 | = | 0.00 | 216 | 533 | 261 | 663 |
| 18 | 01/20/26 | 161 | 47 | a161 | a161 | a161 | 483 | 624 | 6797 | 42 | 161.83 | - | 161.83 | = | 0.00 | 216 | 533 | 261 | 663 |
| 19 | 01/27/26 | 161 | 47 | a161 | a161 | a161 | 483 | 624 | 6797 | 42 | 161.83 | - | 161.83 | = | 0.00 | 216 | 533 | 261 | 663 |
| 20 | 02/03/26 | 161 | 47 | a161 | a161 | a161 | 483 | 624 | 6797 | 42 | 161.83 | - | 161.83 | = | 0.00 | 216 | 533 | 261 | 663 |
| 21 | 02/10/26 | 161 | 47 | a161 | a161 | a161 | 483 | 624 | 6797 | 42 | 161.83 | - | 161.83 | = | 0.00 | 216 | 533 | 261 | 663 |
| 22 | 02/17/26 | 161 | 47 | a161 | a161 | a161 | 483 | 624 | 6797 | 42 | 161.83 | - | 161.83 | = | 0.00 | 216 | 533 | 261 | 663 |
| 23 | 02/24/26 | 161 | 47 | a161 | a161 | a161 | 483 | 624 | 6797 | 42 | 161.83 | - | 161.83 | = | 0.00 | 216 | 533 | 261 | 663 |
| 24 | 03/03/26 | 161 | 47 | 144 | 132 | 191 | 467 | 608 | 7264 | 45 | 161.42 | - | 161.83 | = | -0.41 | 216 | 533 | 261 | 663 |
| 25 | 03/10/26 | 161 | 47 | 192 | 168 | 140 | 500 | 641 | 7764 | 48 | 161.75 | - | 161.42 | = | 0.33 | 216 | 533 | 261 | 663 |
| 26 | 03/17/26 | 161 | 0 | | | | 0 | 0 | 7764 | 48 | 161.75 | - | 161.75 | = | 0.00 | 216 | 533 | 261 | 663 |
| 27 | 03/24/26 | 161 | 47 | 160 | 199 | 141 | 500 | 641 | 8264 | 51 | 162.04 | - | 161.75 | = | 0.29 | 216 | 533 | 261 | 663 |
| 28 | 03/31/26 | 162 | 46 | a162 | a162 | a162 | 486 | 624 | 8264 | 51 | 162.04 | - | 162.04 | = | 0.00 | 216 | 533 | 261 | 663 |
| 29 | 04/07/26 | 162 | 0 | | | | 0 | 0 | 8264 | 51 | 162.04 | - | 162.04 | = | 0.00 | 216 | 533 | 261 | 663 |
| 30 | 04/14/26 | 162 | 46 | 129 | 180 | 163 | 472 | 610 | 8736 | 54 | 161.78 | - | 162.04 | = | -0.26 | 216 | 533 | 261 | 663 |
| 31 | 04/21/26 | 161 | 47 | a161 | a161 | a161 | 483 | 624 | 8736 | 54 | 161.78 | - | 161.78 | = | 0.00 | 216 | 533 | 261 | 663 |
| 32 | 04/28/26 | 161 | 47 | | | | 0 | 0 | 8736 | 54 | 161.78 | - | 161.78 | = | 0.00 | 216 | 533 | 261 | 663 |

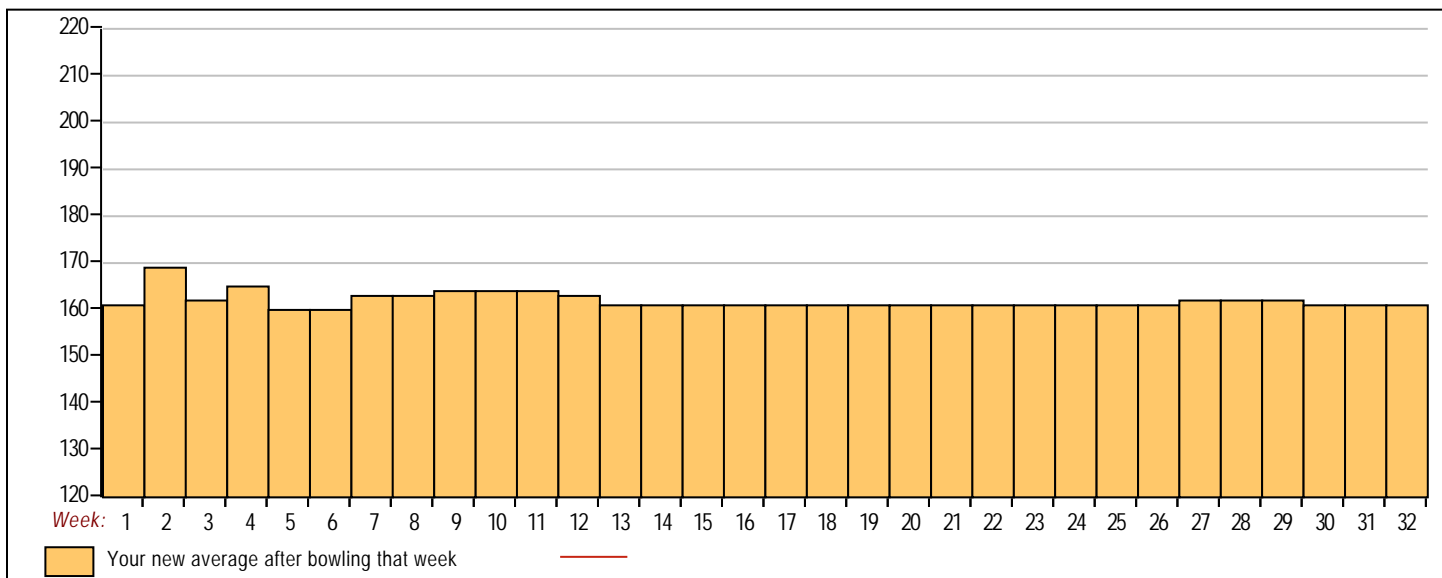
End of 2nd split

| | | | | | | | | | |
|------|-------|-------|-------|-------|-------|-------|-------|-------|-------|
| <100 | 100's | 125's | 150's | 175's | 200's | 225's | 250's | 275's | 300's |
| | 2 | 17 | 19 | 12 | 4 | | | | |
| <400 | 400's | 450's | 500's | 550's | 600's | 650's | 700's | 750's | 800's |
| | 3 | 7 | 8 | | | | | | |

| Avg of Game 1 | Avg of Game 2 | Avg of Game 3 |
|---------------|---------------|---------------|
| 164.78 | 161.00 | 159.56 |

High game of 216 on week 2 High series of 533 on week 2 High average of 169.50 after bowling week 2
 Low game of 121 on week 16 Low series of 411 on week 13 Low average of 160.47 after bowling week 5

High Scores by Game
 Game #1: 216 on week 2 Game #2: 199 on week 27 Game #3: 209 on week 4



Note: This report includes information through April 28 which is Week 32 of 32

Jason Wong's Bowling Record - Team 20: Team 20

| Week No. | Bowling Date | Old Avg | Old HDCP | Splits | | | Total | HDCP Total | Pins | Gms | ---Average Change--- | | | High Game | High Sers | HDCP Game | HDCP Sers | | |
|--|--------------|---------|----------|--------|------|------|-------|------------|------|-----|----------------------|-----|----------|-----------|-----------|-----------|-----------|-----|-----|
| | | | | -1- | -2- | -3- | | | | | New | Old | ---> +/- | | | | | | |
| 1 | 09/02/25 | bk195 | 20 | 216 | 193 | 230 | 639 | 699 | 639 | 3 | 213.00 | - | 0.00 | = | 213.00 | 230 | 639 | 250 | 699 |
| 2 | 09/09/25 | bk195 | 20 | 202 | 219 | 187 | 608 | 668 | 1247 | 6 | 207.83 | - | 213.00 | = | -5.17 | 230 | 639 | 250 | 699 |
| 3 | 09/16/25 | bk195 | 20 | 200 | 265 | 265 | 730 | 790 | 1977 | 9 | 219.67 | - | 207.83 | = | 11.83 | 265 | 730 | 285 | 790 |
| 4 | 09/23/25 | 219 | 0 | 219 | 197 | 192 | 608 | 608 | 2585 | 12 | 215.42 | - | 219.67 | = | -4.25 | 265 | 730 | 285 | 790 |
| 5 | 09/30/25 | 215 | 4 | 189 | 201 | 161 | 551 | 563 | 3136 | 15 | 209.07 | - | 215.42 | = | -6.35 | 265 | 730 | 285 | 790 |
| ----- Week 6 was bowled after week 7 ----- | | | | | | | | | | | | | | | | | | | |
| 6 | 10/14/25 | 209 | 8 | a209 | a209 | a209 | 420 | 444 | 3136 | 15 | 209.07 | - | 0.00 | = | 209.07 | 265 | 730 | 285 | 790 |
| Scores were bowled after week 7 for weeks: 6 | | | | | | | | | | | | | | | | | | | |
| 7 | 10/21/25 | 209 | 8 | a209 | a209 | a209 | 627 | 651 | 3136 | 15 | 209.07 | - | 209.07 | = | 0.00 | 265 | 730 | 285 | 790 |
| 8 | 10/28/25 | 209 | 8 | 199 | 191 | 161 | 551 | 575 | 3687 | 18 | 204.83 | - | 209.07 | = | -4.23 | 265 | 730 | 285 | 790 |
| 9 | 11/04/25 | 204 | 12 | 232 | 206 | 210 | 648 | 684 | 4335 | 21 | 206.43 | - | 204.83 | = | 1.60 | 265 | 730 | 285 | 790 |
| 10 | 11/11/25 | 206 | 11 | 202 | 202 | 201 | 605 | 638 | 4940 | 24 | 205.83 | - | 206.43 | = | -0.60 | 265 | 730 | 285 | 790 |
| ----- Week 11 was bowled after week 12 ----- | | | | | | | | | | | | | | | | | | | |
| 11 | 11/18/25 | 205 | 12 | a205 | a205 | a205 | 420 | 456 | 4940 | 24 | 205.83 | - | 0.00 | = | 205.83 | 265 | 730 | 285 | 790 |
| Scores were bowled after week 12 for weeks: 11 | | | | | | | | | | | | | | | | | | | |
| 12 | 11/25/25 | 205 | 12 | a205 | a205 | a205 | 615 | 651 | 4940 | 24 | 205.83 | - | 205.83 | = | 0.00 | 265 | 730 | 285 | 790 |
| 13 | 12/02/25 | 205 | 12 | 198 | 184 | 179 | 561 | 597 | 5501 | 27 | 203.74 | - | 205.83 | = | -2.09 | 265 | 730 | 285 | 790 |
| ----- Week 14 was bowled after week 15 ----- | | | | | | | | | | | | | | | | | | | |
| 14 | 12/09/25 | 203 | 13 | a203 | a203 | a203 | 420 | 459 | 5501 | 27 | 203.74 | - | 0.00 | = | 203.74 | 265 | 730 | 285 | 790 |
| Scores were bowled after week 15 for weeks: 14 | | | | | | | | | | | | | | | | | | | |
| 15 | 12/16/25 | 203 | 13 | a203 | a203 | a203 | 609 | 648 | 5501 | 27 | 203.74 | - | 203.74 | = | 0.00 | 265 | 730 | 285 | 790 |
| 16 | 01/06/26 | 203 | 13 | a203 | a203 | a203 | 609 | 648 | 5501 | 27 | 203.74 | - | 203.74 | = | 0.00 | 265 | 730 | 285 | 790 |

End of 1st split

| | | | | | | | | | | | | | | | | | | | |
|----|----------|-----|----|------|------|------|-----|-----|------|----|--------|---|--------|---|-------|-----|-----|-----|-----|
| 17 | 01/13/26 | 203 | 13 | 209 | 193 | 201 | 603 | 642 | 6104 | 30 | 203.47 | - | 203.74 | = | -0.27 | 265 | 730 | 285 | 790 |
| 18 | 01/20/26 | 203 | 13 | 172 | 178 | 201 | 551 | 590 | 6655 | 33 | 201.67 | - | 203.47 | = | -1.80 | 265 | 730 | 285 | 790 |
| 19 | 01/27/26 | 201 | 15 | 190 | 176 | 268 | 634 | 679 | 7289 | 36 | 202.47 | - | 201.67 | = | 0.81 | 268 | 730 | 285 | 790 |
| 20 | 02/03/26 | 202 | 14 | a202 | a202 | a202 | 606 | 648 | 7289 | 36 | 202.47 | - | 202.47 | = | 0.00 | 268 | 730 | 285 | 790 |
| 21 | 02/10/26 | 202 | 14 | a202 | a202 | a202 | 606 | 648 | 7289 | 36 | 202.47 | - | 202.47 | = | 0.00 | 268 | 730 | 285 | 790 |
| 22 | 02/17/26 | 202 | 14 | a202 | a202 | a202 | 606 | 648 | 7289 | 36 | 202.47 | - | 202.47 | = | 0.00 | 268 | 730 | 285 | 790 |
| 23 | 02/24/26 | 202 | 14 | a202 | a202 | a202 | 606 | 648 | 7289 | 36 | 202.47 | - | 202.47 | = | 0.00 | 268 | 730 | 285 | 790 |
| 24 | 03/03/26 | 202 | 14 | a202 | a202 | a202 | 606 | 648 | 7289 | 36 | 202.47 | - | 202.47 | = | 0.00 | 268 | 730 | 285 | 790 |
| 25 | 03/10/26 | 202 | 0 | | | | 0 | 0 | 7289 | 36 | 202.47 | - | 202.47 | = | 0.00 | 268 | 730 | 285 | 790 |
| 26 | 03/17/26 | 202 | 14 | 182 | 158 | 157 | 497 | 539 | 7786 | 39 | 199.64 | - | 202.47 | = | -2.83 | 268 | 730 | 285 | 790 |
| 27 | 03/24/26 | 199 | 0 | | | | 0 | 0 | 7786 | 39 | 199.64 | - | 199.64 | = | 0.00 | 268 | 730 | 285 | 790 |
| 28 | 03/31/26 | 199 | 0 | | | | 0 | 0 | 7786 | 39 | 199.64 | - | 199.64 | = | 0.00 | 268 | 730 | 285 | 790 |
| 29 | 04/07/26 | 199 | 0 | | | | 0 | 0 | 7786 | 39 | 199.64 | - | 199.64 | = | 0.00 | 268 | 730 | 285 | 790 |
| 30 | 04/14/26 | 199 | 0 | | | | 0 | 0 | 7786 | 39 | 199.64 | - | 199.64 | = | 0.00 | 268 | 730 | 285 | 790 |
| 31 | 04/21/26 | 199 | 0 | | | | 0 | 0 | 7786 | 39 | 199.64 | - | 199.64 | = | 0.00 | 268 | 730 | 285 | 790 |
| 32 | 04/28/26 | 199 | 16 | | | | 0 | 0 | 7786 | 39 | 199.64 | - | 199.64 | = | 0.00 | 268 | 730 | 285 | 790 |

End of 2nd split

| | | | | | | | | | |
|------|-------|-------|----------------------|----------------------|----------------------|-------|-------|-------|-------|
| <100 | 100's | 125's | 150's | 175's | 200's | 225's | 250's | 275's | 300's |
| | | | 5 | 15 | 14 | 2 | 3 | | |
| <400 | 400's | 450's | 500's | 550's | 600's | 650's | 700's | 750's | 800's |
| | | 1 | | 4 | 7 | | 1 | | |
| | | | Avg of Game 1 | Avg of Game 2 | Avg of Game 3 | | | | |
| | | | 200.77 | 197.15 | 201.00 | | | | |

High game of 268 on week 19 High series of 730 on week 3 High average of 219.67 after bowling week 3
 Low game of 157 on week 26 Low series of 497 on week 26 Low average of 199.64 after bowling week 26

High Scores by Game
 Game #1: 232 on week 9 Game #2: 265 on week 3 Game #3: 268 on week 19

