

Note: This report includes information through April 14 which is Week 30 of 32

Henry Du's Bowling Record - Team 20: Team 20

Week No.	Bowling Date	Old Avg	Old HDCP	-1-	-2-	-3-	Total	HDCP Total	Pins	Gms	---Average Change--- New - Old ---> +/-			High Game	High Sers	HDCP Game	HDCP Sers	
End of 1st split																		
25	03/10/26	0	0				0	0	0	0	-	0.00	=	0.00	0	0		
26	03/17/26	147	58	163	129	149	441	615	441	3	147.00	-	0.00	=	147.00	163	441	
27	03/24/26	159	48	151	163	202	516	660	957	6	159.50	-	147.00	=	12.50	202	516	
28	03/31/26	152	54	140	88	191	419	581	1376	9	152.89	-	159.50	=	-6.61	202	516	
29	04/07/26	152	54	154	132	150	436	598	1812	12	151.00	-	152.89	=	-1.89	202	516	208 598
30	04/14/26	151	55	161	145	121	427	592	2239	15	149.27	-	151.00	=	-1.73	202	516	216 598

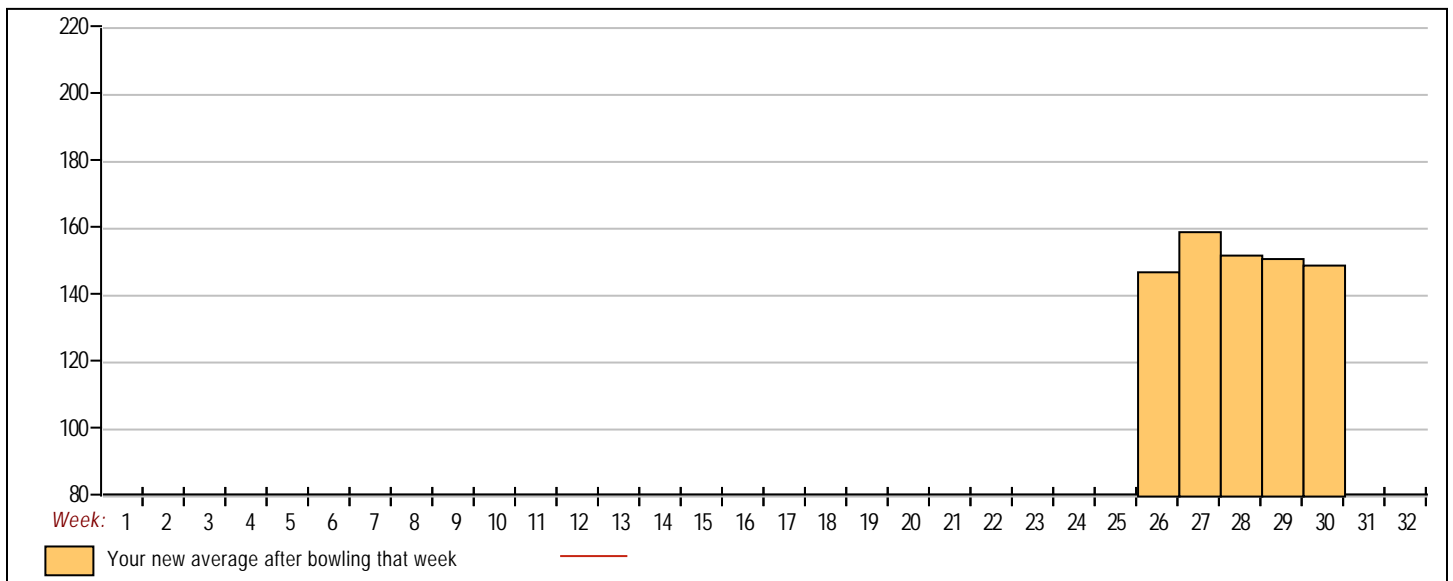


<u><100</u>	<u>100's</u>	<u>125's</u>	<u>150's</u>	<u>175's</u>	<u>200's</u>	<u>225's</u>	<u>250's</u>	<u>275's</u>	<u>300's</u>
1	1	5	6	1	1				
<u><400</u>	<u>400's</u>	<u>450's</u>	<u>500's</u>	<u>550's</u>	<u>600's</u>	<u>650's</u>	<u>700's</u>	<u>750's</u>	<u>800's</u>
	4		1						

<u>Avg of Game 1</u>	<u>Avg of Game 2</u>	<u>Avg of Game 3</u>
153.80	131.40	162.60

High game of 202 on week 27 High series of 516 on week 27 High average of 159.50 after bowling week 27
 Low game of 88 on week 28 Low series of 419 on week 28 Low average of 147.00 after bowling week 26

High Scores by Game
 Game #1: 163 on week 26 Game #2: 163 on week 27 Game #3: 202 on week 27



Note: This report includes information through April 14 which is Week 30 of 32

Jimmy Yeung's Bowling Record - Team 20: Team 20

Week No.	Bowling Date	Old Avg	Old HDCP	-			Total	HDCP Total	Pins	Gms	---Average Change---			High Game	High Sers	HDCP Game	HDCP Sers		
				-1-	-2-	-3-					New	Old	---> +/-						
1	09/02/25	bk168	41	157	149	178	484	607	484	3	161.33	-	0.00	=	161.33	178	484	219	607
2	09/09/25	bk168	41	216	172	145	533	656	1017	6	169.50	-	161.33	=	8.17	216	533	257	656
3	09/16/25	bk168	41	133	130	178	441	564	1458	9	162.00	-	169.50	=	-7.50	216	533	257	656
4	09/23/25	162	46	142	172	209	523	661	1981	12	165.08	-	162.00	=	3.08	216	533	257	661
5	09/30/25	165	44	122	160	144	426	558	2407	15	160.47	-	165.08	=	-4.62	216	533	257	661
----- Week 6 was bowled after week 7 -----																			
6	10/14/25	162	46	193	156	150	499	637	2906	18	160.47	-	0.00	=	160.47	216	533	257	661
Scores were bowled after week 7 for weeks: 6																			
7	10/21/25	160	48	146	196	177	519	663	3425	21	163.10	-	160.47	=	2.63	216	533	257	663
8	10/28/25	163	45	a163	a163	a163	489	624	3425	21	163.10	-	163.10	=	0.00	216	533	257	663
9	11/04/25	163	45	203	176	145	524	659	3949	24	164.54	-	163.10	=	1.45	216	533	257	663
10	11/11/25	164	44	a164	a164	a164	492	624	3949	24	164.54	-	164.54	=	0.00	216	533	257	663
----- Week 11 was bowled after week 12 -----																			
11	11/18/25	164	44	157	179	126	462	594	4411	27	164.54	-	0.00	=	164.54	216	533	257	663
Scores were bowled after week 12 for weeks: 11																			
12	11/25/25	164	44	169	158	171	498	630	4909	30	163.63	-	164.54	=	-0.91	216	533	257	663
13	12/02/25	163	45	150	131	130	411	546	5320	33	161.21	-	163.63	=	-2.42	216	533	257	663
----- Week 14 was bowled after week 15 -----																			
14	12/09/25	162	46	153	159	143	455	593	5775	36	161.21	-	0.00	=	161.21	216	533	257	663
Scores were bowled after week 15 for weeks: 14																			
15	12/16/25	161	47	186	160	167	513	654	6288	39	161.23	-	161.21	=	0.02	216	533	257	663
16	01/06/26	161	47	214	121	174	509	650	6797	42	161.83	-	161.23	=	0.60	216	533	261	663

End of 1st split

17	01/13/26	161	47	a161	a161	a161	483	624	6797	42	161.83	-	161.83	=	0.00	216	533	261	663
18	01/20/26	161	47	a161	a161	a161	483	624	6797	42	161.83	-	161.83	=	0.00	216	533	261	663
19	01/27/26	161	47	a161	a161	a161	483	624	6797	42	161.83	-	161.83	=	0.00	216	533	261	663
20	02/03/26	161	47	a161	a161	a161	483	624	6797	42	161.83	-	161.83	=	0.00	216	533	261	663
21	02/10/26	161	47	a161	a161	a161	483	624	6797	42	161.83	-	161.83	=	0.00	216	533	261	663
22	02/17/26	161	47	a161	a161	a161	483	624	6797	42	161.83	-	161.83	=	0.00	216	533	261	663
23	02/24/26	161	47	a161	a161	a161	483	624	6797	42	161.83	-	161.83	=	0.00	216	533	261	663
24	03/03/26	161	47	144	132	191	467	608	7264	45	161.42	-	161.83	=	-0.41	216	533	261	663
25	03/10/26	161	47	192	168	140	500	641	7764	48	161.75	-	161.42	=	0.33	216	533	261	663
26	03/17/26	161	0				0	0	7764	48	161.75	-	161.75	=	0.00	216	533	261	663
27	03/24/26	161	47	160	199	141	500	641	8264	51	162.04	-	161.75	=	0.29	216	533	261	663
28	03/31/26	162	46	a162	a162	a162	486	624	8264	51	162.04	-	162.04	=	0.00	216	533	261	663
29	04/07/26	162	0				0	0	8264	51	162.04	-	162.04	=	0.00	216	533	261	663
30	04/14/26	162	46	129	180	163	472	610	8736	54	161.78	-	162.04	=	-0.26	216	533	261	663

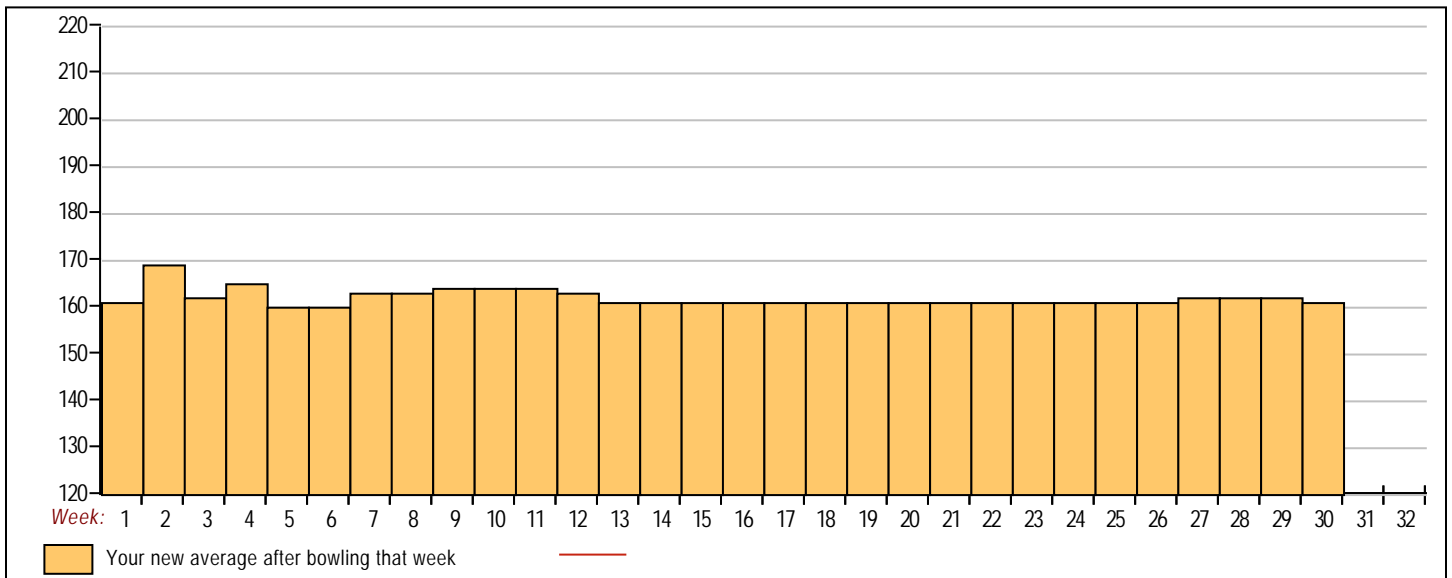


<100	100's	125's	150's	175's	200's	225's	250's	275's	300's
	2	17	19	12	4				
<400	400's	450's	500's	550's	600's	650's	700's	750's	800's
	3	7	8						

Avg of Game 1	Avg of Game 2	Avg of Game 3
164.78	161.00	159.56

High game of 216 on week 2 High series of 533 on week 2 High average of 169.50 after bowling week 2
 Low game of 121 on week 16 Low series of 411 on week 13 Low average of 160.47 after bowling week 5

High Scores by Game
 Game #1: 216 on week 2 Game #2: 199 on week 27 Game #3: 209 on week 4



Note: This report includes information through April 14 which is Week 30 of 32

Kevin Yeung's Bowling Record - Team 20: Team 20

Week No.	Bowling Date	Old Avg	Old HDCP	-			Total	HDCP Total	Pins	Gms	---Average Change---			High Game	High Sers	HDCP Game	HDCP Sers		
				-1-	-2-	-3-					New	Old	---> +/-						
1	09/02/25	bk181	31	168	174	156	498	591	498	3	166.00	-	0.00	=	166.00	174	498	205	591
2	09/09/25	bk181	31	156	185	213	554	647	1052	6	175.33	-	166.00	=	9.33	213	554	244	647
3	09/16/25	bk181	31	132	225	191	548	641	1600	9	177.78	-	175.33	=	2.44	225	554	256	647
4	09/23/25	177	34	161	182	190	533	635	2133	12	177.75	-	177.78	=	-0.03	225	554	256	647
5	09/30/25	177	34	155	168	144	467	569	2600	15	173.33	-	177.75	=	-4.42	225	554	256	647
----- Week 6 was bowled after week 7 -----																			
6	10/14/25	171	39	183	174	199	556	673	3156	18	173.33	-	0.00	=	173.33	225	556	256	649
Scores were bowled after week 7 for weeks: 6																			
7	10/21/25	173	37	141	148	181	470	581	3626	21	172.67	-	173.33	=	-0.67	225	556	256	673
8	10/28/25	172	38	179	155	186	520	634	4146	24	172.75	-	172.67	=	0.08	225	556	256	673
9	11/04/25	172	38	158	198	184	540	654	4686	27	173.56	-	172.75	=	0.81	225	556	256	673
10	11/11/25	173	37	173	211	153	537	648	5223	30	174.10	-	173.56	=	0.54	225	556	256	673
----- Week 11 was bowled after week 12 -----																			
11	11/18/25	178	33	156	170	166	492	591	5715	33	174.10	-	0.00	=	174.10	225	556	256	673
Scores were bowled after week 12 for weeks: 11																			
12	11/25/25	174	36	195	234	227	656	764	6371	36	176.97	-	174.10	=	2.87	234	656	270	764
13	12/02/25	176	35	190	153	169	512	617	6883	39	176.49	-	176.97	=	-0.49	234	656	270	764
----- Week 14 was bowled after week 15 -----																			
14	12/09/25	176	35	148	171	148	467	572	7350	42	176.49	-	0.00	=	176.49	234	656	270	764
Scores were bowled after week 15 for weeks: 14																			
15	12/16/25	176	35	144	238	166	548	653	7898	45	175.51	-	176.49	=	-0.98	238	656	273	764
16	01/06/26	175	36	123	182	168	473	581	8371	48	174.40	-	175.51	=	-1.12	238	656	273	764

End of 1st split

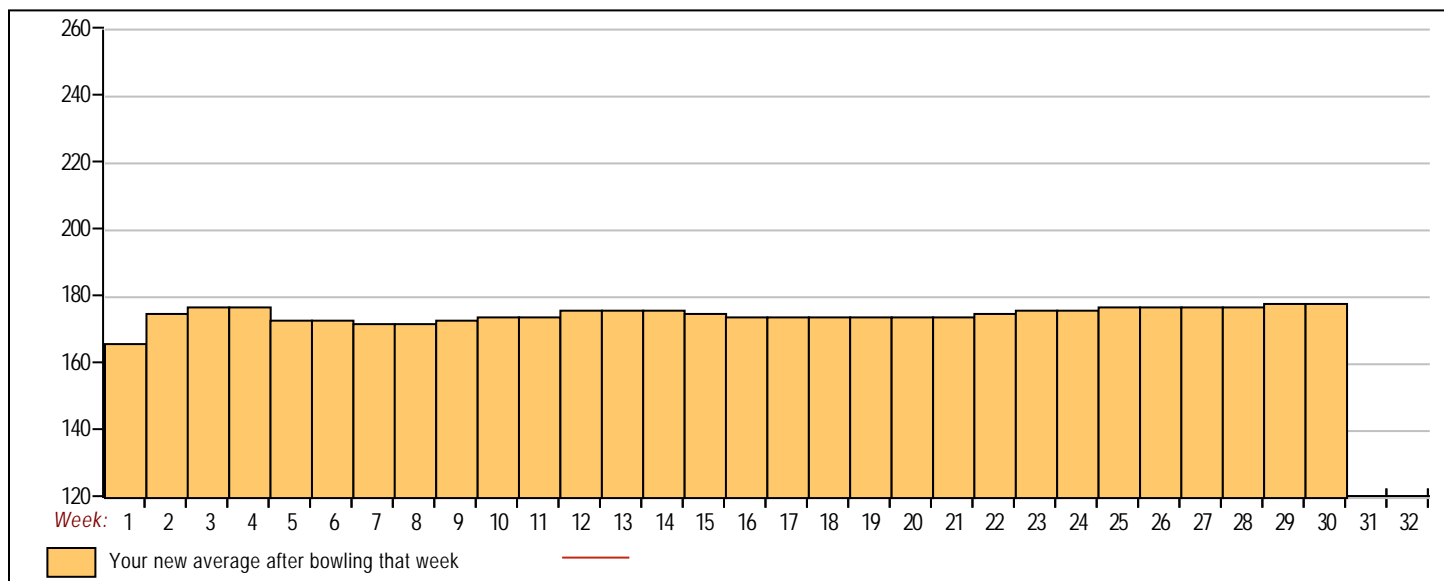
17	01/13/26	174	36	a174	a174	a174	522	630	8371	48	174.40	-	174.40	=	0.00	238	656	273	764
18	01/20/26	174	36	161	188	179	528	636	8899	51	174.49	-	174.40	=	0.09	238	656	273	764
19	01/27/26	174	36	130	222	179	531	639	9430	54	174.63	-	174.49	=	0.14	238	656	273	764
20	02/03/26	174	36	181	156	161	498	606	9928	57	174.18	-	174.63	=	-0.45	238	656	273	764
21	02/10/26	174	36	132	244	176	552	660	10480	60	174.67	-	174.18	=	0.49	244	656	280	764
22	02/17/26	174	36	151	213	193	557	665	11037	63	175.19	-	174.67	=	0.52	244	656	280	764
23	02/24/26	175	36	219	202	180	601	709	11638	66	176.33	-	175.19	=	1.14	244	656	280	764
24	03/03/26	176	35	147	193	196	536	641	12174	69	176.43	-	176.33	=	0.10	244	656	280	764
25	03/10/26	176	35	174	207	191	572	677	12746	72	177.03	-	176.43	=	0.59	244	656	280	764
26	03/17/26	177	34	191	192	183	566	668	13312	75	177.49	-	177.03	=	0.47	244	656	280	764
27	03/24/26	177	34	125	205	164	494	596	13806	78	177.00	-	177.49	=	-0.49	244	656	280	764
28	03/31/26	177	34	a177	175	187	539	641	14168	80	177.10	-	177.00	=	0.10	244	656	280	764
29	04/07/26	177	34	189	201	221	611	713	14779	83	178.06	-	177.10	=	0.96	244	656	280	764
30	04/14/26	178	33	226	148	202	576	675	15355	86	178.55	-	178.06	=	0.49	244	656	280	764

<100	100's	125's	150's	175's	200's	225's	250's	275's	300's
	1	12	26	30	11	6			
<400	400's	450's	500's	550's	600's	650's	700's	750's	800's
		8	10	7	2	1			

Avg of Game 1	Avg of Game 2	Avg of Game 3
163.86	190.14	181.14

High game of 244 on week 21 High series of 656 on week 12 High average of 178.55 after bowling week 30
 Low game of 123 on week 16 Low series of 467 on week 5 Low average of 166.00 after bowling week 1

High Scores by Game
 Game #1: 226 on week 30 Game #2: 244 on week 21 Game #3: 227 on week 12



Note: This report includes information through April 14 which is Week 30 of 32

Allen Loc's Bowling Record - Team 20: Team 20

Week No.	Bowling Date	Old Avg	Old HDCP	-1-	-2-	-3-	Total	HDCP Total	Pins	Gms	---Average Change---			High Game	High Sers	HDCP Game	HDCP Sers		
											New - Old	--->	+/-						
End of 1st split																			
25	03/10/26	bk207	10	166	193	182	541	571	541	3	180.33	-	0.00	=	180.33	193	541	203	571
26	03/17/26	bk207	0				0	0	541	3	180.33	-	180.33	=	0.00	193	541	203	571
27	03/24/26	bk207	0				0	0	541	3	180.33	-	180.33	=	0.00	193	541	203	571
28	03/31/26	bk207	0				0	0	541	3	180.33	-	180.33	=	0.00	193	541	203	571
29	04/07/26	bk207	10	180	159	174	513	543	1054	6	175.67	-	180.33	=	-4.67	193	541	203	571
30	04/14/26	bk207	10				0	0	1054	6	175.67	-	175.67	=	0.00	193	541	203	571

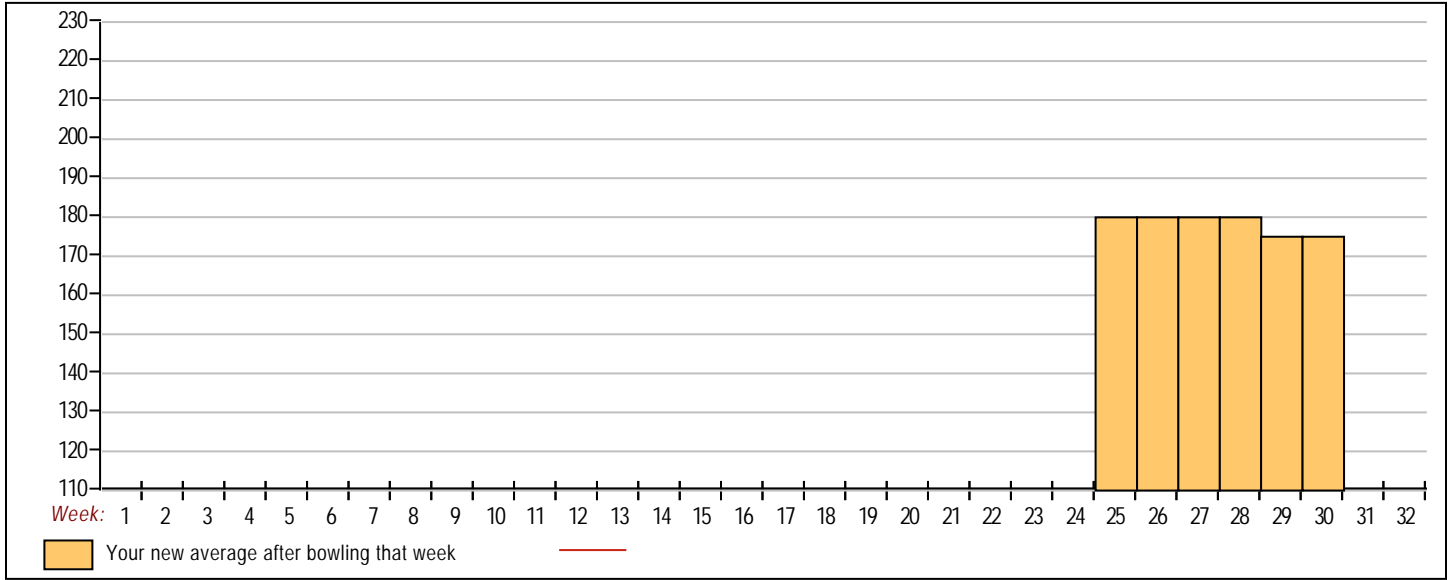
<100	100's	125's	150's	175's	200's	225's	250's	275's	300's
			3	3					
<400	400's	450's	500's	550's	600's	650's	700's	750's	800's
			2						

Avg of Game 1	Avg of Game 2	Avg of Game 3
173.00	176.00	178.00

High game of 193 on week 25 High series of 541 on week 25 High average of 180.33 after bowling week 25
 Low game of 159 on week 29 Low series of 513 on week 29 Low average of 175.67 after bowling week 29

High Scores by Game

Game #1: 180 on week 29 Game #2: 193 on week 25 Game #3: 182 on week 25



Note: This report includes information through April 14 which is Week 30 of 32

Jason Wong's Bowling Record - Team 20: Team 20

Week No.	Bowling Date	Old Avg	Old HDCP	-1- -2- -3-			Total	HDCP Total	Pins	Gms	---Average Change---			High Game	High Sers	HDCP Game	HDCP Sers
				-1-	-2-	-3-					New	Old	---> +/-				
1	09/02/25	bk195	20	216	193	230	639	699	639	3	213.00	- 0.00	= 213.00	230	639	250	699
2	09/09/25	bk195	20	202	219	187	608	668	1247	6	207.83	- 213.00	= -5.17	230	639	250	699
3	09/16/25	bk195	20	200	265	265	730	790	1977	9	219.67	- 207.83	= 11.83	265	730	285	790
4	09/23/25	219	0	219	197	192	608	608	2585	12	215.42	- 219.67	= -4.25	265	730	285	790
5	09/30/25	215	4	189	201	161	551	563	3136	15	209.07	- 215.42	= -6.35	265	730	285	790
----- Week 6 was bowled after week 7 -----																	
6	10/14/25	209	8	a209	a209	a209	420	444	3136	15	209.07	- 0.00	= 209.07	265	730	285	790
Scores were bowled after week 7 for weeks: 6																	
7	10/21/25	209	8	a209	a209	a209	627	651	3136	15	209.07	- 209.07	= 0.00	265	730	285	790
8	10/28/25	209	8	199	191	161	551	575	3687	18	204.83	- 209.07	= -4.23	265	730	285	790
9	11/04/25	204	12	232	206	210	648	684	4335	21	206.43	- 204.83	= 1.60	265	730	285	790
10	11/11/25	206	11	202	202	201	605	638	4940	24	205.83	- 206.43	= -0.60	265	730	285	790
----- Week 11 was bowled after week 12 -----																	
11	11/18/25	205	12	a205	a205	a205	420	456	4940	24	205.83	- 0.00	= 205.83	265	730	285	790
Scores were bowled after week 12 for weeks: 11																	
12	11/25/25	205	12	a205	a205	a205	615	651	4940	24	205.83	- 205.83	= 0.00	265	730	285	790
13	12/02/25	205	12	198	184	179	561	597	5501	27	203.74	- 205.83	= -2.09	265	730	285	790
----- Week 14 was bowled after week 15 -----																	
14	12/09/25	203	13	a203	a203	a203	420	459	5501	27	203.74	- 0.00	= 203.74	265	730	285	790
Scores were bowled after week 15 for weeks: 14																	
15	12/16/25	203	13	a203	a203	a203	609	648	5501	27	203.74	- 203.74	= 0.00	265	730	285	790
16	01/06/26	203	13	a203	a203	a203	609	648	5501	27	203.74	- 203.74	= 0.00	265	730	285	790

End of 1st split

17	01/13/26	203	13	209	193	201	603	642	6104	30	203.47	- 203.74	= -0.27	265	730	285	790
18	01/20/26	203	13	172	178	201	551	590	6655	33	201.67	- 203.47	= -1.80	265	730	285	790
19	01/27/26	201	15	190	176	268	634	679	7289	36	202.47	- 201.67	= 0.81	268	730	285	790
20	02/03/26	202	14	a202	a202	a202	606	648	7289	36	202.47	- 202.47	= 0.00	268	730	285	790
21	02/10/26	202	14	a202	a202	a202	606	648	7289	36	202.47	- 202.47	= 0.00	268	730	285	790
22	02/17/26	202	14	a202	a202	a202	606	648	7289	36	202.47	- 202.47	= 0.00	268	730	285	790
23	02/24/26	202	14	a202	a202	a202	606	648	7289	36	202.47	- 202.47	= 0.00	268	730	285	790
24	03/03/26	202	14	a202	a202	a202	606	648	7289	36	202.47	- 202.47	= 0.00	268	730	285	790
25	03/10/26	202	0				0	0	7289	36	202.47	- 202.47	= 0.00	268	730	285	790
26	03/17/26	202	14	182	158	157	497	539	7786	39	199.64	- 202.47	= -2.83	268	730	285	790
27	03/24/26	199	0				0	0	7786	39	199.64	- 199.64	= 0.00	268	730	285	790
28	03/31/26	199	0				0	0	7786	39	199.64	- 199.64	= 0.00	268	730	285	790
29	04/07/26	199	0				0	0	7786	39	199.64	- 199.64	= 0.00	268	730	285	790
30	04/14/26	199	16				0	0	7786	39	199.64	- 199.64	= 0.00	268	730	285	790



<100	100's	125's	150's	175's	200's	225's	250's	275's	300's
			5	15	14	2	3		
<400	400's	450's	500's	550's	600's	650's	700's	750's	800's
		1		4	7		1		

Avg of Game 1	Avg of Game 2	Avg of Game 3
200.77	197.15	201.00

High game of 268 on week 19 High series of 730 on week 3 High average of 219.67 after bowling week 3
 Low game of 157 on week 26 Low series of 497 on week 26 Low average of 199.64 after bowling week 26

High Scores by Game
 Game #1: 232 on week 9 Game #2: 265 on week 3 Game #3: 268 on week 19

