

Note: This report includes information through April 14 which is Week 30 of 32

Sang Lai's Bowling Record - Team 18: Always Kill Cow

Week No.	Bowling Date	Old Avg	Old HDCP	-			Total	HDCP Total	Pins	Gms	---Average Change---			High Game	High Sers	HDCP Game	HDCP Sers		
				-1-	-2-	-3-					New	Old	---> +/-						
1	09/02/25	bk174	0				0	0	0	0	-	0.00	=	0.00	0	0			
2	09/09/25	bk174	0				0	0	0	0	-	0.00	=	0.00	0	0			
3	09/16/25	bk174	0				0	0	0	0	-	0.00	=	0.00	0	0			
4	09/23/25	bk174	36	199	182	183	564	672	564	3	188.00	-	0.00	=	188.00	199	564	235	672
5	09/30/25	bk174	36	215	167	206	588	696	1152	6	192.00	-	188.00	=	4.00	215	588	251	696
6	10/14/25	bk174	36	173	193	210	576	684	1728	9	192.00	-	192.00	=	0.00	215	588	251	696
7	10/21/25	192	22	187	188	160	535	601	2263	12	188.58	-	192.00	=	-3.42	215	588	251	696
8	10/28/25	188	25	180	207	189	576	651	2839	15	189.27	-	188.58	=	0.68	215	588	251	696
9	11/04/25	189	24	199	172	196	567	639	3406	18	189.22	-	189.27	=	-0.04	215	588	251	696
10	11/11/25	189	24	153	183	157	493	565	3899	21	185.67	-	189.22	=	-3.56	215	588	251	696
11	11/18/25	185	28	164	194	201	559	643	4458	24	185.75	-	185.67	=	0.08	215	588	251	696
12	11/25/25	185	28	212	212	212	636	720	5094	27	188.67	-	185.75	=	2.92	215	636	251	720
13	12/02/25	188	25	a188	a188	a188	564	639	5094	27	188.67	-	188.67	=	0.00	215	636	251	720
14	12/09/25	188	25	a188	a188	a188	564	639	5094	27	188.67	-	188.67	=	0.00	215	636	251	720
15	12/16/25	188	0				0	0	5094	27	188.67	-	188.67	=	0.00	215	636	251	720
16	01/06/26	188	25	129	141	192	462	537	5556	30	185.20	-	188.67	=	-3.47	215	636	251	720

End of 1st split

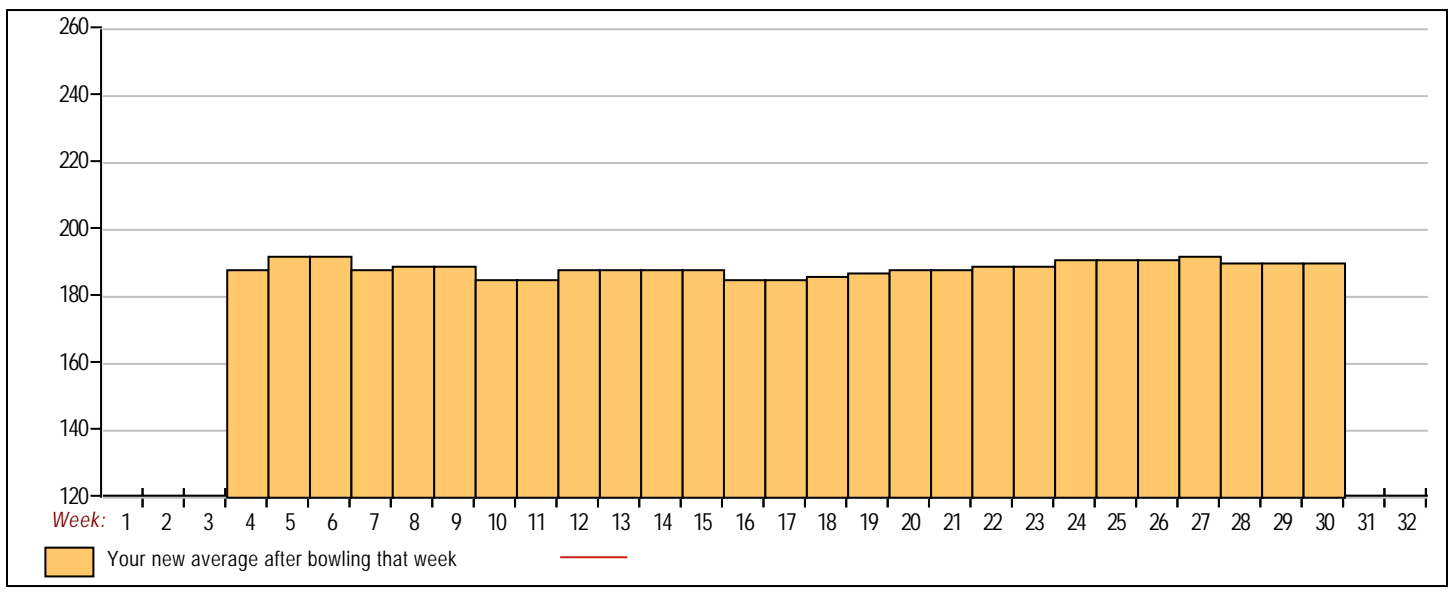
17	01/13/26	185	28	161	164	236	561	645	6117	33	185.36	-	185.20	=	0.16	236	636	264	720
18	01/20/26	185	28	236	172	206	614	698	6731	36	186.97	-	185.36	=	1.61	236	636	264	720
19	01/27/26	186	27	152	212	234	598	679	7329	39	187.92	-	186.97	=	0.95	236	636	264	720
20	02/03/26	187	26	177	171	246	594	672	7923	42	188.64	-	187.92	=	0.72	246	636	272	720
21	02/10/26	188	25	184	176	180	540	615	8463	45	188.07	-	188.64	=	-0.58	246	636	272	720
22	02/17/26	188	25	195	236	202	633	708	9096	48	189.50	-	188.07	=	1.43	246	636	272	720
23	02/24/26	189	24	198	204	189	591	663	9687	51	189.94	-	189.50	=	0.44	246	636	272	720
24	03/03/26	189	24	245	200	204	649	721	10336	54	191.41	-	189.94	=	1.47	246	649	272	721
25	03/10/26	191	23	202	188	166	556	625	10892	57	191.09	-	191.41	=	-0.32	246	649	272	721
26	03/17/26	191	23	248	202	175	625	694	11517	60	191.95	-	191.09	=	0.86	248	649	272	721
27	03/24/26	191	23	192	215	203	610	679	12127	63	192.49	-	191.95	=	0.54	248	649	272	721
28	03/31/26	192	22	149	146	172	467	533	12594	66	190.82	-	192.49	=	-1.67	248	649	272	721
29	04/07/26	190	24	203	174	176	553	625	13147	69	190.54	-	190.82	=	-0.28	248	649	272	721
30	04/14/26	190	24	181	237	161	579	651	13726	72	190.64	-	190.54	=	0.10	248	649	272	721

<100	100's	125's	150's	175's	200's	225's	250's	275's	300's
		4	16	25	19	8			
<400	400's	450's	500's	550's	600's	650's	700's	750's	800's
		3	2	13	6				

Avg of Game 1	Avg of Game 2	Avg of Game 3
188.92	189.00	194.00

High game of 248 on week 26 High series of 649 on week 24 High average of 192.49 after bowling week 27
 Low game of 129 on week 16 Low series of 462 on week 16 Low average of 185.20 after bowling week 16

High Scores by Game
 Game #1: 248 on week 26 Game #2: 237 on week 30 Game #3: 246 on week 20



Note: This report includes information through April 14 which is Week 30 of 32

Kenneth Yeung's Bowling Record - Team 18: Always Kill Cow

Week No.	Bowling Date	Old Avg	Old HDCP	-			Total	HDCP Total	Pins	Gms	---Average Change---			High Game	High Sers	HDCP Game	HDCP Sers		
				-1-	-2-	-3-					New	Old	---> +/-						
1	09/02/25	bk198	17	188	194	179	561	612	561	3	187.00	-	0.00	=	187.00	194	561	211	612
2	09/09/25	bk198	17	194	170	173	537	588	1098	6	183.00	-	187.00	=	-4.00	194	561	211	612
3	09/16/25	bk198	17	221	194	235	650	701	1748	9	194.22	-	183.00	=	11.22	235	650	252	701
4	09/23/25	194	20	212	173	200	585	645	2333	12	194.42	-	194.22	=	0.19	235	650	252	701
5	09/30/25	194	20	167	180	182	529	589	2862	15	190.80	-	194.42	=	-3.62	235	650	252	701
6	10/14/25	190	24	145	173	172	490	562	3352	18	186.22	-	190.80	=	-4.58	235	650	252	701
7	10/21/25	188	25	171	180	164	515	590	3867	21	184.14	-	186.22	=	-2.08	235	650	252	701
8	10/28/25	188	25	138	226	205	569	644	4436	24	184.83	-	184.14	=	0.69	235	650	252	701
9	11/04/25	188	25	226	183	209	618	693	5054	27	187.19	-	184.83	=	2.35	235	650	252	701
10	11/11/25	188	0				0	0	5054	27	187.19	-	187.19	=	0.00	235	650	252	701
11	11/18/25	188	25	192	212	171	575	650	5629	30	187.63	-	187.19	=	0.45	235	650	252	701
12	11/25/25	188	25	a188	a188	a188	564	639	5629	30	187.63	-	187.63	=	0.00	235	650	252	701
13	12/02/25	188	25	189	230	171	590	665	6219	33	188.45	-	187.63	=	0.82	235	650	255	701
14	12/09/25	188	25	193	219	194	606	681	6825	36	189.58	-	188.45	=	1.13	235	650	255	701
15	12/16/25	189	24	220	184	230	634	706	7459	39	191.26	-	189.58	=	1.67	235	650	255	706
16	01/06/26	191	23	188	160	204	552	621	8011	42	190.74	-	191.26	=	-0.52	235	650	255	706

End of 1st split

17	01/13/26	190	0				0	0	8011	42	190.74	-	190.74	=	0.00	235	650	255	706
18	01/20/26	190	0				0	0	8011	42	190.74	-	190.74	=	0.00	235	650	255	706
19	01/27/26	190	24	185	160	205	550	622	8561	45	190.24	-	190.74	=	-0.49	235	650	255	706
20	02/03/26	190	24	197	169	200	566	638	9127	48	190.15	-	190.24	=	-0.10	235	650	255	706
21	02/10/26	190	24	197	203	172	572	644	9699	51	190.18	-	190.15	=	0.03	235	650	255	706
22	02/17/26	190	24	183	201	169	553	625	10252	54	189.85	-	190.18	=	-0.32	235	650	255	706
23	02/24/26	189	24	230	227	191	648	720	10900	57	191.23	-	189.85	=	1.38	235	650	255	720
24	03/03/26	191	23	181	200	167	548	617	11448	60	190.80	-	191.23	=	-0.43	235	650	255	720
25	03/10/26	190	0				0	0	11448	60	190.80	-	190.80	=	0.00	235	650	255	720
26	03/17/26	190	24	200	220	163	583	655	12031	63	190.97	-	190.80	=	0.17	235	650	255	720
27	03/24/26	190	24	174	158	199	531	603	12562	66	190.33	-	190.97	=	-0.63	235	650	255	720
28	03/31/26	190	24	202	193	203	598	670	13160	69	190.72	-	190.33	=	0.39	235	650	255	720
29	04/07/26	190	24	181	225	157	563	635	13723	72	190.60	-	190.72	=	-0.13	235	650	255	720
30	04/14/26	190	24	165	174	159	498	570	14221	75	189.61	-	190.60	=	-0.98	235	650	255	720

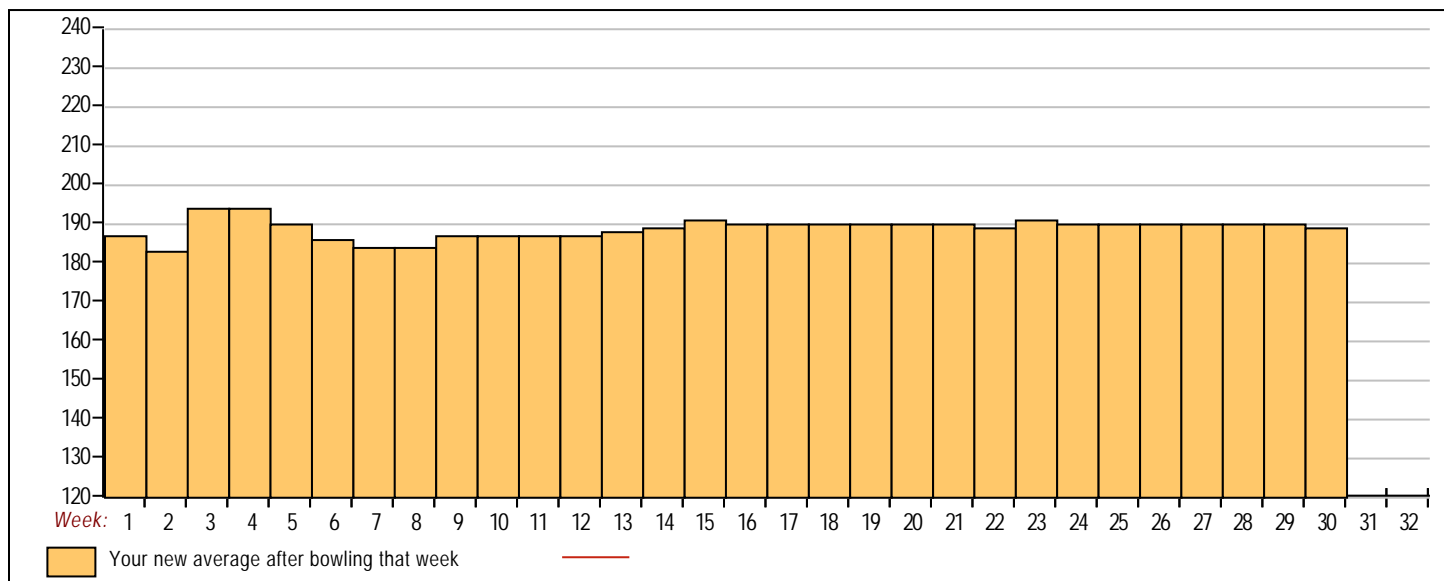
<100	100's	125's	150's	175's	200's	225's	250's	275's	300's
		2	23	24	18	8			
<400	400's	450's	500's	550's	600's	650's	700's	750's	800's
		2	5	13	4	1			

Avg of Game 1	Avg of Game 2	Avg of Game 3
189.56	192.32	186.96

High game of 235 on week 3 High series of 650 on week 3 High average of 194.42 after bowling week 4
 Low game of 138 on week 8 Low series of 490 on week 6 Low average of 183.00 after bowling week 2

High Scores by Game

Game #1: 230 on week 23 Game #2: 230 on week 13 Game #3: 235 on week 3



Note: This report includes information through April 14 which is Week 30 of 32

Billy Chan's Bowling Record - Team 18: Always Kill Cow

Week No.	Bowling Date	Old Avg	Old HDCP	-			HDCP		Pins Gms		---Average Change---			High Game	High Sers	HDCP Game	HDCP Sers
				-1-	-2-	-3-	Total	Total	New - Old	---> +/-	=						
1	09/02/25	bk192	22	143	190	233	566	632	566	3	188.67	- 0.00	= 188.67	233	566	255	632
2	09/09/25	bk192	22	216	193	177	586	652	1152	6	192.00	- 188.67	= 3.33	233	586	255	652
3	09/16/25	bk192	22	195	211	193	599	665	1751	9	194.56	- 192.00	= 2.56	233	599	255	665
4	09/23/25	194	20	192	192	167	551	611	2302	12	191.83	- 194.56	= -2.72	233	599	255	665
5	09/30/25	191	23	188	149	166	503	572	2805	15	187.00	- 191.83	= -4.83	233	599	255	665
6	10/14/25	187	0				0	0	2805	15	187.00	- 187.00	= 0.00	233	599	255	665
7	10/21/25	187	0				0	0	2805	15	187.00	- 187.00	= 0.00	233	599	255	665
8	10/28/25	187	26	180	189	174	543	621	3348	18	186.00	- 187.00	= -1.00	233	599	255	665
9	11/04/25	186	27	171	195	224	590	671	3938	21	187.52	- 186.00	= 1.52	233	599	255	671
10	11/11/25	187	26	202	201	173	576	654	4514	24	188.08	- 187.52	= 0.56	233	599	255	671
11	11/18/25	188	0				0	0	4514	24	188.08	- 188.08	= 0.00	233	599	255	671
12	11/25/25	188	0				0	0	4514	24	188.08	- 188.08	= 0.00	233	599	255	671
13	12/02/25	188	25	a188	a188	a188	564	639	4514	24	188.08	- 188.08	= 0.00	233	599	255	671
14	12/09/25	188	0				0	0	4514	24	188.08	- 188.08	= 0.00	233	599	255	671
15	12/16/25	188	25	150	164	214	528	603	5042	27	186.74	- 188.08	= -1.34	233	599	255	671
16	01/06/26	186	27	171	193	168	532	613	5574	30	185.80	- 186.74	= -0.94	233	599	255	671

End of 1st split

17	01/13/26	185	28	214	200	153	567	651	6141	33	186.09	- 185.80	= 0.29	233	599	255	671
18	01/20/26	186	27	198	185	173	556	637	6697	36	186.03	- 186.09	= -0.06	233	599	255	671
19	01/27/26	186	27	180	186	194	560	641	7257	39	186.08	- 186.03	= 0.05	233	599	255	671
20	02/03/26	186	27	157	213	174	544	625	7801	42	185.74	- 186.08	= -0.34	233	599	255	671
21	02/10/26	185	28	179	191	242	612	696	8413	45	186.96	- 185.74	= 1.22	242	612	270	696
22	02/17/26	186	27	234	225	174	633	714	9046	48	188.46	- 186.96	= 1.50	242	633	270	714
23	02/24/26	188	25	178	169	171	518	593	9564	51	187.53	- 188.46	= -0.93	242	633	270	714
24	03/03/26	187	26	200	206	204	610	688	10174	54	188.41	- 187.53	= 0.88	242	633	270	714
25	03/10/26	188	25	163	210	203	576	651	10750	57	188.60	- 188.41	= 0.19	242	633	270	714
26	03/17/26	188	25	221	171	226	618	693	11368	60	189.47	- 188.60	= 0.87	242	633	270	714
27	03/24/26	189	24	155	213	171	539	611	11907	63	189.00	- 189.47	= -0.47	242	633	270	714
28	03/31/26	189	24	191	153	151	495	567	12402	66	187.91	- 189.00	= -1.09	242	633	270	714
29	04/07/26	187	26	a187	a187	a187	561	639	12402	66	187.91	- 187.91	= 0.00	242	633	270	714
30	04/14/26	187	26	187	155	176	518	596	12920	69	187.25	- 187.91	= -0.66	242	633	270	714

<100	100's	125's	150's	175's	200's	225's	250's	275's	300's
		2	23	23	16	5			
<400	400's	450's	500's	550's	600's	650's	700's	750's	800's
		1	8	10	4				

Avg of Game 1	Avg of Game 2	Avg of Game 3
185.43	189.30	187.00

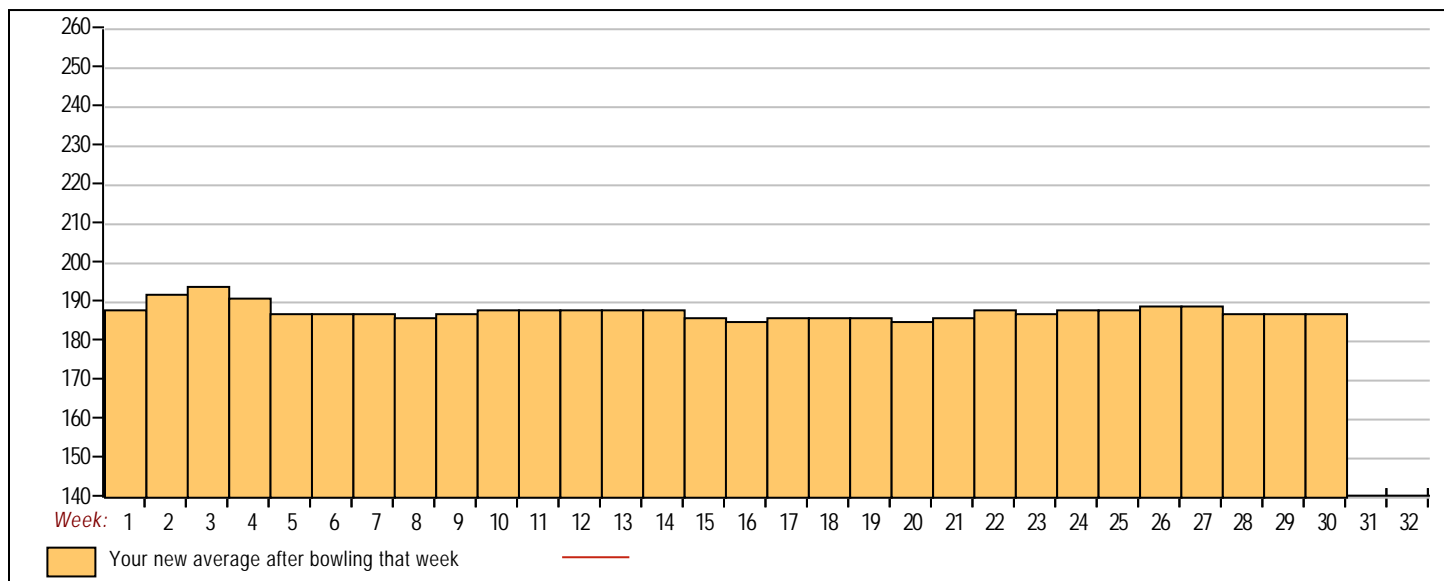
High game of 242 on week 21
Low game of 143 on week 1

High series of 633 on week 22
Low series of 495 on week 28

High average of 194.56 after bowling week 3
Low average of 185.74 after bowling week 20

High Scores by Game

Game #1: 234 on week 22 Game #2: 225 on week 22 Game #3: 242 on week 21



Note: This report includes information through April 14 which is Week 30 of 32

Billy Koo's Bowling Record - Team 18: Always Kill Cow

Week No.	Bowling Date	Old Avg	Old HDCP	-			Total	HDCP Total	Pins	Gms	---Average Change---			High Game	High Sers	HDCP Game	HDCP Sers
				-1-	-2-	-3-					New - Old	---> +/-					
1	09/02/25	bk181	31	215	182	257	654	747	654	3	218.00	- 0.00	= 218.00	257	654	288	747
2	09/09/25	bk181	31	201	176	209	586	679	1240	6	206.67	- 218.00	= -11.33	257	654	288	747
3	09/16/25	bk181	31	196	183	189	568	661	1808	9	200.89	- 206.67	= -5.78	257	654	288	747
4	09/23/25	200	0				0	0	1808	9	200.89	- 200.89	= 0.00	257	654	288	747
5	09/30/25	200	0				0	0	1808	9	200.89	- 200.89	= 0.00	257	654	288	747
6	10/14/25	200	16	204	169	165	538	586	2346	12	195.50	- 200.89	= -5.39	257	654	288	747
7	10/21/25	195	20	171	182	202	555	615	2901	15	193.40	- 195.50	= -2.10	257	654	288	747
8	10/28/25	193	0				0	0	2901	15	193.40	- 193.40	= 0.00	257	654	288	747
9	11/04/25	193	0				0	0	2901	15	193.40	- 193.40	= 0.00	257	654	288	747
10	11/11/25	193	21	182	142	137	461	524	3362	18	186.78	- 193.40	= -6.62	257	654	288	747
11	11/18/25	186	27	192	181	178	551	632	3913	21	186.33	- 186.78	= -0.44	257	654	288	747
12	11/25/25	186	27	220	213	196	629	710	4542	24	189.25	- 186.33	= 2.92	257	654	288	747
13	12/02/25	189	0				0	0	4542	24	189.25	- 189.25	= 0.00	257	654	288	747
14	12/09/25	189	24	173	178	246	597	669	5139	27	190.33	- 189.25	= 1.08	257	654	288	747
15	12/16/25	190	24	199	142	182	523	595	5662	30	188.73	- 190.33	= -1.60	257	654	288	747
16	01/06/26	188	0				0	0	5662	30	188.73	- 188.73	= 0.00	257	654	288	747

End of 1st split

17	01/13/26	188	25	155	175	193	523	598	6185	33	187.42	- 188.73	= -1.31	257	654	288	747
18	01/20/26	187	26	210	139	151	500	578	6685	36	185.69	- 187.42	= -1.73	257	654	288	747
19	01/27/26	185	0				0	0	6685	36	185.69	- 185.69	= 0.00	257	654	288	747
20	02/03/26	185	0				0	0	6685	36	185.69	- 185.69	= 0.00	257	654	288	747
21	02/10/26	185	0				0	0	6685	36	185.69	- 185.69	= 0.00	257	654	288	747
22	02/17/26	185	0				0	0	6685	36	185.69	- 185.69	= 0.00	257	654	288	747
23	02/24/26	185	0				0	0	6685	36	185.69	- 185.69	= 0.00	257	654	288	747
24	03/03/26	185	0				0	0	6685	36	185.69	- 185.69	= 0.00	257	654	288	747
25	03/10/26	185	28	233	214	154	601	685	7286	39	186.82	- 185.69	= 1.13	257	654	288	747
26	03/17/26	186	0				0	0	7286	39	186.82	- 186.82	= 0.00	257	654	288	747
27	03/24/26	186	0				0	0	7286	39	186.82	- 186.82	= 0.00	257	654	288	747
28	03/31/26	186	0				0	0	7286	39	186.82	- 186.82	= 0.00	257	654	288	747
29	04/07/26	186	0				0	0	7286	39	186.82	- 186.82	= 0.00	257	654	288	747
30	04/14/26	186	27				0	0	7286	39	186.82	- 186.82	= 0.00	257	654	288	747

<100	100's	125's	150's	175's	200's	225's	250's	275's	300's
		4	7	16	9	2	1		
<400	400's	450's	500's	550's	600's	650's	700's	750's	800's
		1	4	5	2	1			

Avg of Game 1 **Avg of Game 2** **Avg of Game 3**
 196.23 175.08 189.15

High game of 257 on week 1 High series of 654 on week 1 High average of 218.00 after bowling week 1
 Low game of 137 on week 10 Low series of 461 on week 10 Low average of 185.69 after bowling week 18

High Scores by Game
 Game #1: 233 on week 25 Game #2: 214 on week 25 Game #3: 257 on week 1

