

Note: This report includes information through April 14 which is Week 30 of 32

Ronald Shum's Bowling Record - Team 17: Team Ten Back

Week No.	Bowling Date	Old Avg	Old HDCP	-1-	-2-	-3-	Total	HDCP Total	Pins	Gms	---Average Change---			High Game	High Sers	HDCP Game	HDCP Sers		
											New	Old	---> +/-						
7	10/21/25	bk197	0				0	0	0	0	-	0.00	=	0.00	0	0			
8	10/28/25	bk197	0				0	0	0	0	-	0.00	=	0.00	0	0			
9	11/04/25	bk197	0				0	0	0	0	-	0.00	=	0.00	0	0			
10	11/11/25	bk197	0				0	0	0	0	-	0.00	=	0.00	0	0			
11	11/18/25	bk197	0				0	0	0	0	-	0.00	=	0.00	0	0			
12	11/25/25	bk197	18	174	139	158	471	525	471	3	157.00	-	0.00	=	157.00	174	471	192	525
13	12/02/25	bk197	18	194	195	164	553	607	1024	6	170.67	-	157.00	=	13.67	195	553	213	607
14	12/09/25	bk197	0				0	0	1024	6	170.67	-	170.67	=	0.00	195	553	213	607
15	12/16/25	bk197	0				0	0	1024	6	170.67	-	170.67	=	0.00	195	553	213	607
16	01/06/26	bk197	0				0	0	1024	6	170.67	-	170.67	=	0.00	195	553	213	607

End of 1st split

17	01/13/26	bk197	0				0	0	1024	6	170.67	-	170.67	=	0.00	195	553	213	607
18	01/20/26	bk197	0				0	0	1024	6	170.67	-	170.67	=	0.00	195	553	213	607
19	01/27/26	bk197	0				0	0	1024	6	170.67	-	170.67	=	0.00	195	553	213	607
20	02/03/26	bk197	0				0	0	1024	6	170.67	-	170.67	=	0.00	195	553	213	607
21	02/10/26	bk197	0				0	0	1024	6	170.67	-	170.67	=	0.00	195	553	213	607
22	02/17/26	bk197	0				0	0	1024	6	170.67	-	170.67	=	0.00	195	553	213	607
23	02/24/26	bk197	0				0	0	1024	6	170.67	-	170.67	=	0.00	195	553	213	607
24	03/03/26	bk197	0				0	0	1024	6	170.67	-	170.67	=	0.00	195	553	213	607
25	03/10/26	bk197	0				0	0	1024	6	170.67	-	170.67	=	0.00	195	553	213	607
26	03/17/26	bk197	0				0	0	1024	6	170.67	-	170.67	=	0.00	195	553	213	607
27	03/24/26	bk197	18	142	155	143	440	494	1464	9	162.67	-	170.67	=	-8.00	195	553	213	607
28	03/31/26	187	0				0	0	1464	9	162.67	-	162.67	=	0.00	195	553	213	607
29	04/07/26	187	0				0	0	1464	9	162.67	-	162.67	=	0.00	195	553	213	607
30	04/14/26	187	26	149	204	183	536	614	2000	12	166.67	-	162.67	=	4.00	204	553	230	614

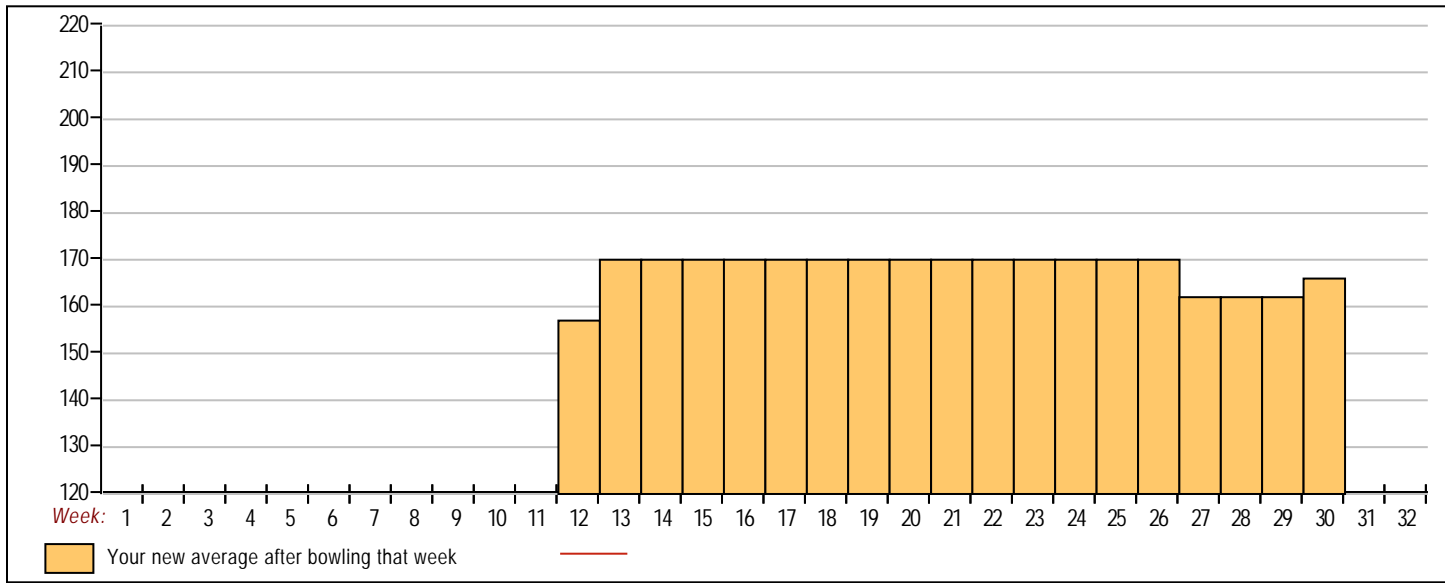


<100	100's	125's	150's	175's	200's	225's	250's	275's	300's
		4	4	3	1				
<400	400's	450's	500's	550's	600's	650's	700's	750's	800's
	1	1	1	1					

Avg of Game 1	Avg of Game 2	Avg of Game 3
164.75	173.25	162.00

High game of 204 on week 30 High series of 553 on week 13 High average of 170.67 after bowling week 13
 Low game of 139 on week 12 Low series of 440 on week 27 Low average of 157.00 after bowling week 12

High Scores by Game
 Game #1: 194 on week 13 Game #2: 204 on week 30 Game #3: 183 on week 30



Note: This report includes information through April 14 which is Week 30 of 32

Bonnie Tam's Bowling Record - Team 17: Team Ten Back

Week No.	Bowling Date	Old Avg	Old HDCP	-			Total	HDCP Total	Pins	Gms	---Average Change---			High Game	High Sers	HDCP Game	HDCP Sers		
				-1-	-2-	-3-					New	Old	---> +/-						
1	09/02/25	bk152	54	131	122	158	411	573	411	3	137.00	-	0.00	=	137.00	158	411	212	573
2	09/09/25	bk152	54	114	135	150	399	561	810	6	135.00	-	137.00	=	-2.00	158	411	212	573
3	09/16/25	bk152	54	171	136	142	449	611	1259	9	139.89	-	135.00	=	4.89	171	449	225	611
4	09/23/25	142	62	111	138	135	384	570	1643	12	136.92	-	139.89	=	-2.97	171	449	225	611
5	09/30/25	142	62	195	123	147	465	651	2108	15	140.53	-	136.92	=	3.62	195	465	257	651
6	10/14/25	142	62	133	149	125	407	593	2515	18	139.72	-	140.53	=	-0.81	195	465	257	651
7	10/21/25	142	62	138	168	178	484	670	2999	21	142.81	-	139.72	=	3.09	195	484	257	670
8	10/28/25	142	62	123	131	177	431	617	3430	24	142.92	-	142.81	=	0.11	195	484	257	670
9	11/04/25	142	62	176	147	166	489	675	3919	27	145.15	-	142.92	=	2.23	195	489	257	675
10	11/11/25	145	60	131	167	170	468	648	4387	30	146.23	-	145.15	=	1.09	195	489	257	675
11	11/18/25	146	59	157	166	154	477	654	4864	33	147.39	-	146.23	=	1.16	195	489	257	675
12	11/25/25	147	58	a147	a147	a147	441	615	4864	33	147.39	-	147.39	=	0.00	195	489	257	675
13	12/02/25	147	58	a147	a147	a147	441	615	4864	33	147.39	-	147.39	=	0.00	195	489	257	675
14	12/09/25	147	58	140	166	150	456	630	5320	36	147.78	-	147.39	=	0.38	195	489	257	675
15	12/16/25	147	58	114	169	165	448	622	5768	39	147.90	-	147.78	=	0.12	195	489	257	675
16	01/06/26	147	58	a147	a147	a147	441	615	5768	39	147.90	-	147.90	=	0.00	195	489	257	675

End of 1st split

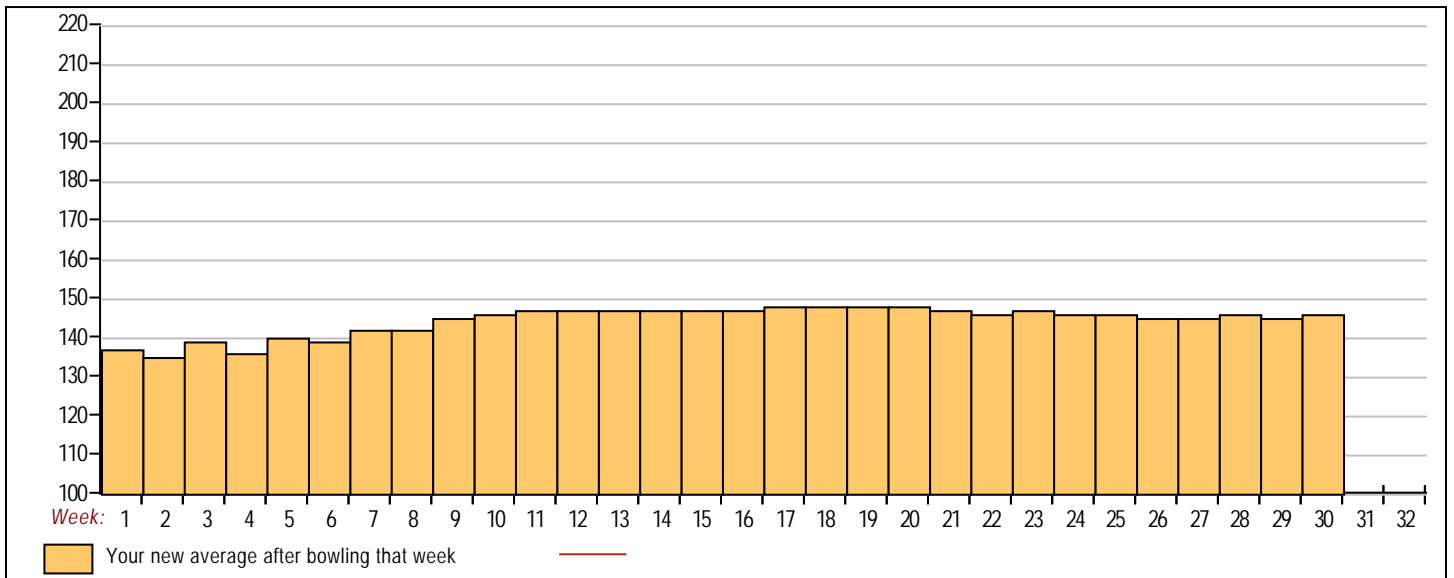
17	01/13/26	147	58	140	132	183	455	629	6223	42	148.17	-	147.90	=	0.27	195	489	257	675
18	01/20/26	148	57	155	132	158	445	616	6668	45	148.18	-	148.17	=	0.01	195	489	257	675
19	01/27/26	148	57	141	141	201	483	654	7151	48	148.98	-	148.18	=	0.80	201	489	258	675
20	02/03/26	148	57	121	165	139	425	596	7576	51	148.55	-	148.98	=	-0.43	201	489	258	675
21	02/10/26	148	57	142	138	122	402	573	7978	54	147.74	-	148.55	=	-0.81	201	489	258	675
22	02/17/26	147	58	132	122	130	384	558	8362	57	146.70	-	147.74	=	-1.04	201	489	258	675
23	02/24/26	146	59	137	135	190	462	639	8824	60	147.07	-	146.70	=	0.36	201	489	258	675
24	03/03/26	147	58	125	126	137	388	562	9212	63	146.22	-	147.07	=	-0.84	201	489	258	675
25	03/10/26	146	59	180	125	134	439	616	9651	66	146.23	-	146.22	=	0.01	201	489	258	675
26	03/17/26	146	59	125	117	141	383	560	10034	69	145.42	-	146.23	=	-0.81	201	489	258	675
27	03/24/26	145	0				0	0	10034	69	145.42	-	145.42	=	0.00	201	489	258	675
28	03/31/26	145	60	162	153	194	509	689	10543	72	146.43	-	145.42	=	1.01	201	509	258	689
29	04/07/26	146	59	120	129	157	406	583	10949	75	145.99	-	146.43	=	-0.44	201	509	258	689
30	04/14/26	145	60	136	178	133	447	627	11396	78	146.10	-	145.99	=	0.12	201	509	258	689

<100	100's	125's	150's	175's	200's	225's	250's	275's	300's
	11	37	20	9	1				
<400	400's	450's	500's	550's	600's	650's	700's	750's	800's
5	11	9	1						

Avg of Game 1 **Avg of Game 2** **Avg of Game 3**
 140.38 142.69 155.23

High game of 201 on week 19 High series of 509 on week 28 High average of 148.98 after bowling week 19
 Low game of 111 on week 4 Low series of 383 on week 26 Low average of 135.00 after bowling week 2

High Scores by Game
 Game #1: 195 on week 5 Game #2: 178 on week 30 Game #3: 201 on week 19



Note: This report includes information through April 14 which is Week 30 of 32

Amy Ho's Bowling Record - Team 17: Team Ten Back

Week No.	Bowling Date	Old Avg	Old HDCP	-1-	-2-	-3-	Total	HDCP Total	Pins	Gms	---Average Change--- New - Old ---> +/-			High Game	High Sers	HDCP Game	HDCP Sers	
End of 1st split																		
24	03/03/26	123	77	118	133	120	371	602	371	3	123.67	-	0.00	=	123.67	133	371	
25	03/10/26	133	69	141	165	123	429	636	800	6	133.33	-	123.67	=	9.67	165	429	
26	03/17/26	133	69	137	136	128	401	608	1201	9	133.44	-	133.33	=	0.11	165	429	
27	03/24/26	133	69	135	201	123	459	666	1660	12	138.33	-	133.44	=	4.89	201	459	270 666
28	03/31/26	138	0				0	0	1660	12	138.33	-	138.33	=	0.00	201	459	270 666
29	04/07/26	138	65	113	136	136	385	580	2045	15	136.33	-	138.33	=	-2.00	201	459	270 666
30	04/14/26	136	67	153	131	124	408	609	2453	18	136.28	-	136.33	=	-0.06	201	459	270 666

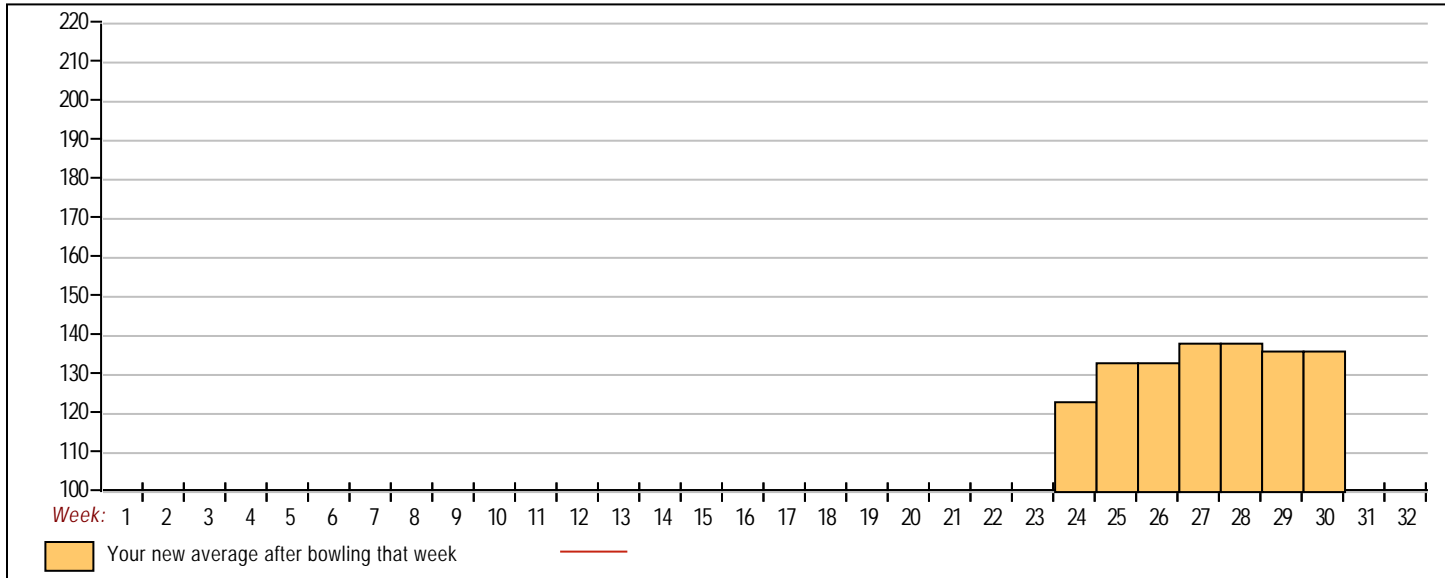


<u><100</u>	<u>100's</u>	<u>125's</u>	<u>150's</u>	<u>175's</u>	<u>200's</u>	<u>225's</u>	<u>250's</u>	<u>275's</u>	<u>300's</u>
	6	9	2		1				
<u><400</u>	<u>400's</u>	<u>450's</u>	<u>500's</u>	<u>550's</u>	<u>600's</u>	<u>650's</u>	<u>700's</u>	<u>750's</u>	<u>800's</u>
2	3	1							

<u>Avg of Game 1</u>	<u>Avg of Game 2</u>	<u>Avg of Game 3</u>
132.83	150.33	125.67

High game of 201 on week 27 High series of 459 on week 27 High average of 138.33 after bowling week 27
 Low game of 113 on week 29 Low series of 371 on week 24 Low average of 123.67 after bowling week 24

High Scores by Game
 Game #1: 153 on week 30 Game #2: 201 on week 27 Game #3: 136 on week 29



Note: This report includes information through April 14 which is Week 30 of 32

Daniel Loke's Bowling Record - Team 17: Team Ten Back

Week No.	Bowling Date	Old Avg	Old HDCP	-			Total	HDCP Total	Pins	Gms	---Average Change---			High Game	High Sers	HDCP Game	HDCP Sers		
				-1-	-2-	-3-					New	Old	---> +/-						
1	09/02/25	bk137	66	142	128	136	406	604	406	3	135.33	-	0.00	=	135.33	142	406	208	604
2	09/09/25	bk137	66	165	166	127	458	656	864	6	144.00	-	135.33	=	8.67	166	458	232	656
3	09/16/25	bk137	66	170	128	179	477	675	1341	9	149.00	-	144.00	=	5.00	179	477	245	675
4	09/23/25	149	56	142	139	140	421	589	1762	12	146.83	-	149.00	=	-2.17	179	477	245	675
5	09/30/25	146	59	142	156	147	445	622	2207	15	147.13	-	146.83	=	0.30	179	477	245	675
6	10/14/25	147	58	127	146	146	419	593	2626	18	145.89	-	147.13	=	-1.24	179	477	245	675
7	10/21/25	145	60	123	115	145	383	563	3009	21	143.29	-	145.89	=	-2.60	179	477	245	675
8	10/28/25	143	61	126	138	105	369	552	3378	24	140.75	-	143.29	=	-2.54	179	477	245	675
9	11/04/25	140	64	129	135	163	427	619	3805	27	140.93	-	140.75	=	0.18	179	477	245	675
10	11/11/25	140	64	157	153	159	469	661	4274	30	142.47	-	140.93	=	1.54	179	477	245	675
11	11/18/25	142	62	140	161	108	409	595	4683	33	141.91	-	142.47	=	-0.56	179	477	245	675
12	11/25/25	141	63	140	163	186	489	678	5172	36	143.67	-	141.91	=	1.76	186	489	249	678
13	12/02/25	143	61	144	146	179	469	652	5641	39	144.64	-	143.67	=	0.97	186	489	249	678
14	12/09/25	144	60	132	131	181	444	624	6085	42	144.88	-	144.64	=	0.24	186	489	249	678
15	12/16/25	144	60	152	119	183	454	634	6539	45	145.31	-	144.88	=	0.43	186	489	249	678
16	01/06/26	145	60	122	114	109	345	525	6884	48	143.42	-	145.31	=	-1.89	186	489	249	678

End of 1st split

17	01/13/26	143	61	159	176	142	477	660	7361	51	144.33	-	143.42	=	0.92	186	489	249	678
18	01/20/26	144	60	154	152	150	456	636	7817	54	144.76	-	144.33	=	0.43	186	489	249	678
19	01/27/26	144	60	114	126	159	399	579	8216	57	144.14	-	144.76	=	-0.62	186	489	249	678
20	02/03/26	144	60	187	138	158	483	663	8699	60	144.98	-	144.14	=	0.84	187	489	249	678
21	02/10/26	144	60	153	162	149	464	644	9163	63	145.44	-	144.98	=	0.46	187	489	249	678
22	02/17/26	145	60	160	148	120	428	608	9591	66	145.32	-	145.44	=	-0.13	187	489	249	678
23	02/24/26	145	60	147	161	169	477	657	10068	69	145.91	-	145.32	=	0.59	187	489	249	678
24	03/03/26	145	60	122	123	157	402	582	10470	72	145.42	-	145.91	=	-0.50	187	489	249	678
25	03/10/26	145	60	168	153	174	495	675	10965	75	146.20	-	145.42	=	0.78	187	495	249	678
26	03/17/26	146	59	191	153	149	493	670	11458	78	146.90	-	146.20	=	0.70	191	495	250	678
27	03/24/26	146	59	156	155	159	470	647	11928	81	147.26	-	146.90	=	0.36	191	495	250	678
28	03/31/26	147	58	162	148	117	427	601	12355	84	147.08	-	147.26	=	-0.18	191	495	250	678
29	04/07/26	147	58	149	189	196	534	708	12889	87	148.15	-	147.08	=	1.07	196	534	254	708
30	04/14/26	148	57				0	0	12889	87	148.15	-	148.15	=	0.00	196	534	254	708

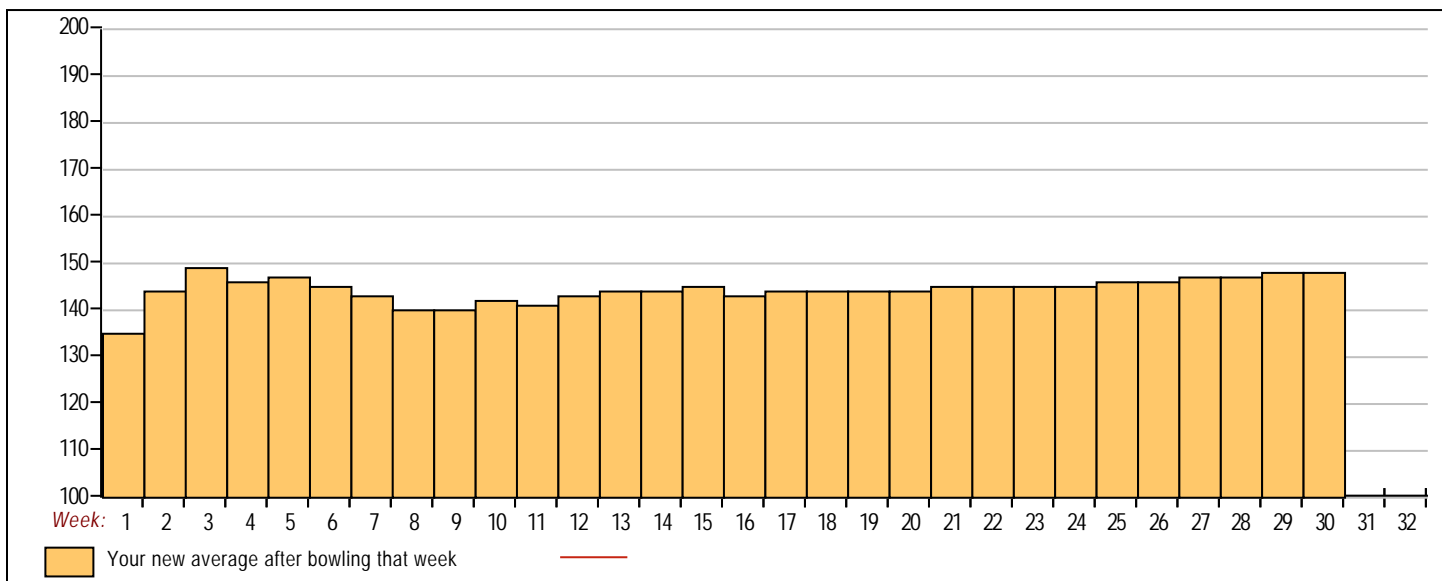
<u><100</u>	<u>100's</u>	<u>125's</u>	<u>150's</u>	<u>175's</u>	<u>200's</u>	<u>225's</u>	<u>250's</u>	<u>275's</u>	<u>300's</u>
	13	33	31	10					
<u><400</u>	<u>400's</u>	<u>450's</u>	<u>500's</u>	<u>550's</u>	<u>600's</u>	<u>650's</u>	<u>700's</u>	<u>750's</u>	<u>800's</u>
4	10	14	1						

Avg of Game 1 **Avg of Game 2** **Avg of Game 3**
 147.41 145.59 151.45

High game of 196 on week 29 High series of 534 on week 29 High average of 149.00 after bowling week 3
 Low game of 105 on week 8 Low series of 345 on week 16 Low average of 135.33 after bowling week 1

High Scores by Game

Game #1: 191 on week 26 Game #2: 189 on week 29 Game #3: 196 on week 29



Note: This report includes information through April 14 which is Week 30 of 32

Oscar Ho's Bowling Record - Team 17: Team Ten Back

Table with columns: Week No., Bowling Date, Old Avg, Old HDCP, -1-, -2-, -3-, Total, HDCP Total, Pins, Gms, ---Average Change--- (New - Old ---> +/-), High Game, High Sers, HDCP Game, HDCP Sers. Rows 1-16.

End of 1st split

Table with columns: Week No., Bowling Date, Old Avg, Old HDCP, -1-, -2-, -3-, Total, HDCP Total, Pins, Gms, ---Average Change--- (New - Old ---> +/-), High Game, High Sers, HDCP Game, HDCP Sers. Rows 17-30.

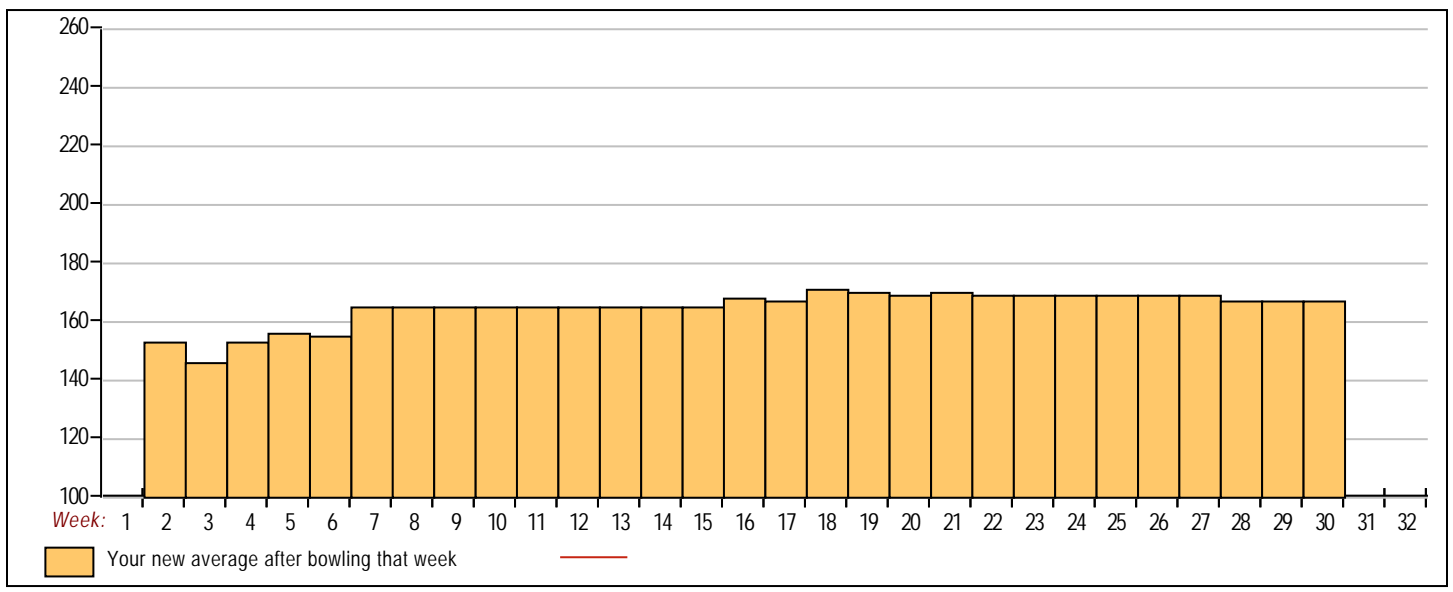


Summary table with columns: <100, 100's, 125's, 150's, 175's, 200's, 225's, 250's, 275's, 300's, <400, 400's, 450's, 500's, 550's, 600's, 650's, 700's, 750's, 800's. Values: 1, 17, 18, 15, 2, 4, 3, 8, 5, 1, 1, 1.

Avg of Game 1: 162.32, Avg of Game 2: 170.68, Avg of Game 3: 170.53

High game of 241 on week 16 High series of 671 on week 18 High average of 171.95 after bowling week 18
Low game of 114 on week 8 Low series of 417 on week 3 Low average of 146.00 after bowling week 3

High Scores by Game
Game #1: 239 on week 18 Game #2: 214 on week 7 Game #3: 241 on week 16



Note: This report includes information through April 14 which is Week 30 of 32

Ada Yuen's Bowling Record - Team 17: Team Ten Back

Week No.	Bowling Date	Old Avg	Old HDCP	-1-	-2-	-3-	Total	HDCP Total	Pins	Gms	---Average Change---			High Game	High Sers	HDCP Game	HDCP Sers		
											New - Old	--->	+/-						
7	10/21/25	bk162	0				0	0	0	0	-	0.00	=	0.00	0	0			
8	10/28/25	bk162	0				0	0	0	0	-	0.00	=	0.00	0	0			
9	11/04/25	bk162	0				0	0	0	0	-	0.00	=	0.00	0	0			
10	11/11/25	bk162	0				0	0	0	0	-	0.00	=	0.00	0	0			
11	11/18/25	bk162	46	169	163	195	527	665	527	3	175.67	-	0.00	=	175.67	195	527	241	665
12	11/25/25	bk162	0				0	0	527	3	175.67	-	175.67	=	0.00	195	527	241	665
13	12/02/25	bk162	0				0	0	527	3	175.67	-	175.67	=	0.00	195	527	241	665
14	12/09/25	bk162	46	149	148	162	459	597	986	6	164.33	-	175.67	=	-11.33	195	527	241	665
15	12/16/25	bk162	0				0	0	986	6	164.33	-	164.33	=	0.00	195	527	241	665
16	01/06/26	bk162	0				0	0	986	6	164.33	-	164.33	=	0.00	195	527	241	665

End of 1st split

17	01/13/26	bk162	46	135	136	145	416	554	1402	9	155.78	-	164.33	=	-8.56	195	527	241	665
18	01/20/26	155	0				0	0	1402	9	155.78	-	155.78	=	0.00	195	527	241	665
19	01/27/26	155	0				0	0	1402	9	155.78	-	155.78	=	0.00	195	527	241	665
20	02/03/26	155	0				0	0	1402	9	155.78	-	155.78	=	0.00	195	527	241	665
21	02/10/26	155	0				0	0	1402	9	155.78	-	155.78	=	0.00	195	527	241	665
22	02/17/26	155	0				0	0	1402	9	155.78	-	155.78	=	0.00	195	527	241	665
23	02/24/26	155	0				0	0	1402	9	155.78	-	155.78	=	0.00	195	527	241	665
24	03/03/26	155	0				0	0	1402	9	155.78	-	155.78	=	0.00	195	527	241	665
25	03/10/26	155	0				0	0	1402	9	155.78	-	155.78	=	0.00	195	527	241	665
26	03/17/26	155	0				0	0	1402	9	155.78	-	155.78	=	0.00	195	527	241	665
27	03/24/26	155	0				0	0	1402	9	155.78	-	155.78	=	0.00	195	527	241	665
28	03/31/26	155	0				0	0	1402	9	155.78	-	155.78	=	0.00	195	527	241	665
29	04/07/26	155	0				0	0	1402	9	155.78	-	155.78	=	0.00	195	527	241	665
30	04/14/26	155	52				0	0	1402	9	155.78	-	155.78	=	0.00	195	527	241	665

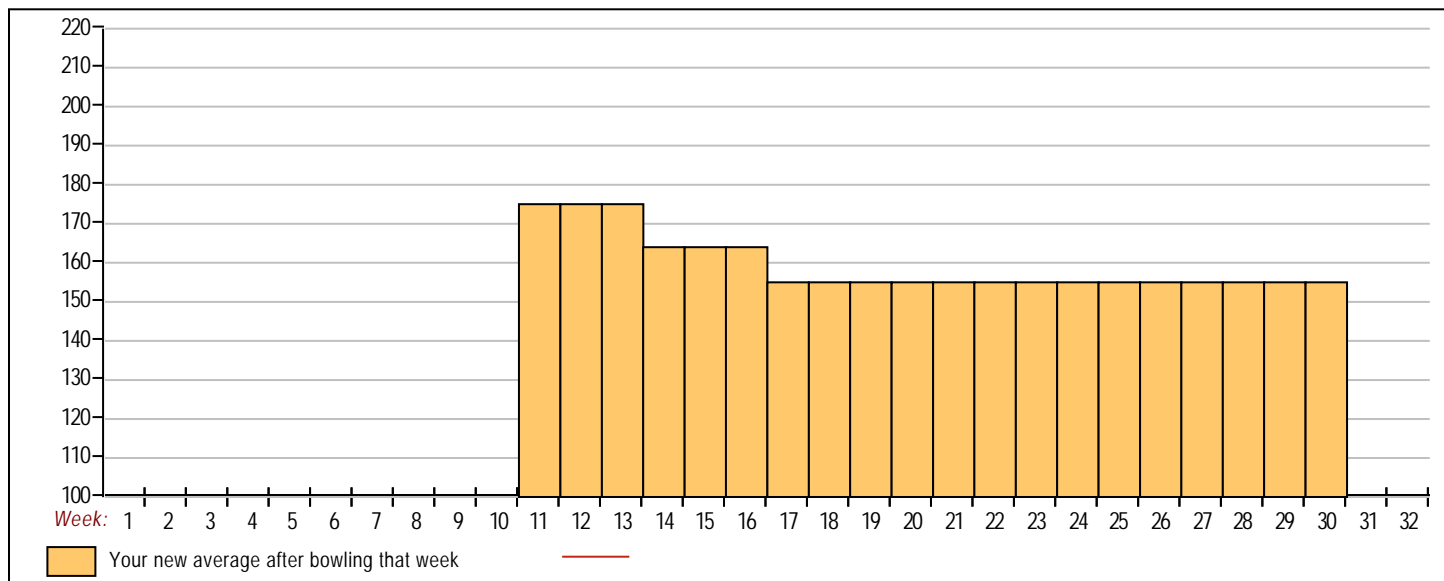


<100	100's	125's	150's	175's	200's	225's	250's	275's	300's
		5	3	1					
<400	400's	450's	500's	550's	600's	650's	700's	750's	800's
	1	1	1						

Avg of Game 1	Avg of Game 2	Avg of Game 3
151.00	149.00	167.33

High game of 195 on week 11 High series of 527 on week 11 High average of 175.67 after bowling week 11
 Low game of 135 on week 17 Low series of 416 on week 17 Low average of 155.78 after bowling week 17

High Scores by Game
 Game #1: 169 on week 11 Game #2: 163 on week 11 Game #3: 195 on week 11



Note: This report includes information through April 14 which is Week 30 of 32

Joannie Chan's Bowling Record - Team 17: Team Ten Back

Week No.	Bowling Date	Old Avg	Old HDCP	HDCP			Total	HDCP Total	Pins	Gms	---Average Change---			High Game	High Sers	HDCP Game	HDCP Sers		
				-1-	-2-	-3-					New	Old	---> +/-						
1	09/02/25	bk160	48	144	145	155	444	588	444	3	148.00	-	0.00	=	148.00	155	444	203	588
2	09/09/25	bk160	0				0	0	444	3	148.00	-	148.00	=	0.00	155	444	203	588
3	09/16/25	bk160	0				0	0	444	3	148.00	-	148.00	=	0.00	155	444	203	588
4	09/23/25	bk160	0				0	0	444	3	148.00	-	148.00	=	0.00	155	444	203	588
5	09/30/25	bk160	0				0	0	444	3	148.00	-	148.00	=	0.00	155	444	203	588
6	10/14/25	bk160	0				0	0	444	3	148.00	-	148.00	=	0.00	155	444	203	588
7	10/21/25	bk160	0				0	0	444	3	148.00	-	148.00	=	0.00	155	444	203	588
8	10/28/25	bk160	0				0	0	444	3	148.00	-	148.00	=	0.00	155	444	203	588
9	11/04/25	bk160	0				0	0	444	3	148.00	-	148.00	=	0.00	155	444	203	588
10	11/11/25	bk160	0				0	0	444	3	148.00	-	148.00	=	0.00	155	444	203	588
11	11/18/25	bk160	0				0	0	444	3	148.00	-	148.00	=	0.00	155	444	203	588
12	11/25/25	bk160	0				0	0	444	3	148.00	-	148.00	=	0.00	155	444	203	588
13	12/02/25	bk160	0				0	0	444	3	148.00	-	148.00	=	0.00	155	444	203	588
14	12/09/25	bk160	0				0	0	444	3	148.00	-	148.00	=	0.00	155	444	203	588
15	12/16/25	bk160	0				0	0	444	3	148.00	-	148.00	=	0.00	155	444	203	588
16	01/06/26	bk160	0				0	0	444	3	148.00	-	148.00	=	0.00	155	444	203	588

End of 1st split

17	01/13/26	bk160	0				0	0	444	3	148.00	-	148.00	=	0.00	155	444	203	588
18	01/20/26	bk160	0				0	0	444	3	148.00	-	148.00	=	0.00	155	444	203	588
19	01/27/26	bk160	0				0	0	444	3	148.00	-	148.00	=	0.00	155	444	203	588
20	02/03/26	bk160	0				0	0	444	3	148.00	-	148.00	=	0.00	155	444	203	588
21	02/10/26	bk160	0				0	0	444	3	148.00	-	148.00	=	0.00	155	444	203	588
22	02/17/26	bk160	0				0	0	444	3	148.00	-	148.00	=	0.00	155	444	203	588
23	02/24/26	bk160	0				0	0	444	3	148.00	-	148.00	=	0.00	155	444	203	588
24	03/03/26	bk160	0				0	0	444	3	148.00	-	148.00	=	0.00	155	444	203	588
25	03/10/26	bk160	0				0	0	444	3	148.00	-	148.00	=	0.00	155	444	203	588
26	03/17/26	bk160	0				0	0	444	3	148.00	-	148.00	=	0.00	155	444	203	588
27	03/24/26	bk160	0				0	0	444	3	148.00	-	148.00	=	0.00	155	444	203	588
28	03/31/26	bk160	0				0	0	444	3	148.00	-	148.00	=	0.00	155	444	203	588
29	04/07/26	bk160	0				0	0	444	3	148.00	-	148.00	=	0.00	155	444	203	588
30	04/14/26	bk160	48				0	0	444	3	148.00	-	148.00	=	0.00	155	444	203	588

<u><100</u>	<u>100's</u>	<u>125's</u>	<u>150's</u>	<u>175's</u>	<u>200's</u>	<u>225's</u>	<u>250's</u>	<u>275's</u>	<u>300's</u>
		2	1						
<u><400</u>	<u>400's</u>	<u>450's</u>	<u>500's</u>	<u>550's</u>	<u>600's</u>	<u>650's</u>	<u>700's</u>	<u>750's</u>	<u>800's</u>
	1								

<u>Avg of Game 1</u>	<u>Avg of Game 2</u>	<u>Avg of Game 3</u>
144.00	145.00	155.00

High game of 155 on week 1 High series of 444 on week 1 High average of 148.00 after bowling week 1
 Low game of 144 on week 1 Low series of 444 on week 1 Low average of 148.00 after bowling week 1

High Scores by Game
 Game #1: 144 on week 1 Game #2: 145 on week 1 Game #3: 155 on week 1

