

Note: This report includes information through April 28 which is Week 32 of 32

Danny To's Bowling Record - Team 16: Cookie Monster

Week No.	Bowling Date	Old Avg	Old HDCP	-1-	-2-	-3-	Total	HDCP Total	Pins	Gms	---Average Change---			High Game	High Sers	HDCP Game	HDCP Sers		
											New	Old	---> +/-						
1	09/02/25	bk177	34	213	189	133	535	637	535	3	178.33	-	0.00	=	178.33	213	535	247	637
2	09/09/25	bk177	34	206	157	171	534	636	1069	6	178.17	-	178.33	=	-0.17	213	535	247	637
3	09/16/25	bk177	34	181	183	150	514	616	1583	9	175.89	-	178.17	=	-2.28	213	535	247	637
4	09/23/25	175	36	195	202	194	591	699	2174	12	181.17	-	175.89	=	5.28	213	591	247	699
5	09/30/25	181	31	190	124	170	484	577	2658	15	177.20	-	181.17	=	-3.97	213	591	247	699
6	10/14/25	177	34	160	189	202	551	653	3209	18	178.28	-	177.20	=	1.08	213	591	247	699
7	10/21/25	178	33	219	202	172	593	692	3802	21	181.05	-	178.28	=	2.77	219	593	252	699
8	10/28/25	181	31	169	174	182	525	618	4327	24	180.29	-	181.05	=	-0.76	219	593	252	699
9	11/04/25	180	32	211	172	154	537	633	4864	27	180.15	-	180.29	=	-0.14	219	593	252	699
10	11/11/25	180	32	202	185	146	533	629	5397	30	179.90	-	180.15	=	-0.25	219	593	252	699
11	11/18/25	179	32	190	180	163	533	629	5930	33	179.70	-	179.90	=	-0.20	219	593	252	699
12	11/25/25	179	32	254	161	181	596	692	6526	36	181.28	-	179.70	=	1.58	254	596	286	699
13	12/02/25	181	31	171	177	181	529	622	7055	39	180.90	-	181.28	=	-0.38	254	596	286	699
14	12/09/25	180	32	151	184	181	516	612	7571	42	180.26	-	180.90	=	-0.64	254	596	286	699
15	12/16/25	180	32	169	194	159	522	618	8093	45	179.84	-	180.26	=	-0.42	254	596	286	699
16	01/06/26	179	32	160	169	210	539	635	8632	48	179.83	-	179.84	=	-0.01	254	596	286	699

End of 1st split

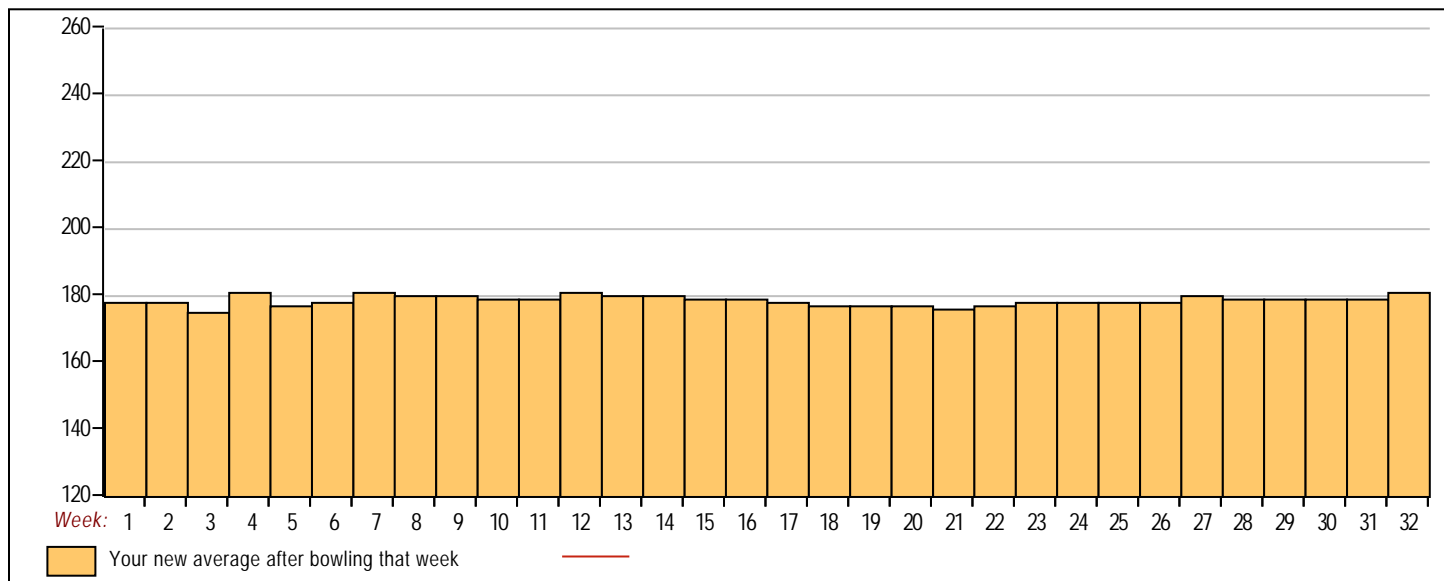
17	01/13/26	179	32	174	138	156	468	564	9100	51	178.43	-	179.83	=	-1.40	254	596	286	699
18	01/20/26	178	33	176	163	168	507	606	9607	54	177.91	-	178.43	=	-0.52	254	596	286	699
19	01/27/26	177	34	193	156	157	506	608	10113	57	177.42	-	177.91	=	-0.49	254	596	286	699
20	02/03/26	177	34	173	157	223	553	655	10666	60	177.77	-	177.42	=	0.35	254	596	286	699
21	02/10/26	177	34	137	153	186	476	578	11142	63	176.86	-	177.77	=	-0.91	254	596	286	699
22	02/17/26	176	35	159	181	222	562	667	11704	66	177.33	-	176.86	=	0.48	254	596	286	699
23	02/24/26	177	34	201	175	204	580	682	12284	69	178.03	-	177.33	=	0.70	254	596	286	699
24	03/03/26	178	33	149	255	194	598	697	12882	72	178.92	-	178.03	=	0.89	255	598	288	699
25	03/10/26	178	33	139	191	212	542	641	13424	75	178.99	-	178.92	=	0.07	255	598	288	699
26	03/17/26	178	33	149	201	166	516	615	13940	78	178.72	-	178.99	=	-0.27	255	598	288	699
27	03/24/26	178	33	192	227	235	654	753	14594	81	180.17	-	178.72	=	1.45	255	654	288	753
28	03/31/26	180	32	148	129	235	512	608	15106	84	179.83	-	180.17	=	-0.34	255	654	288	753
29	04/07/26	179	32	191	187	138	516	612	15622	87	179.56	-	179.83	=	-0.27	255	654	288	753
30	04/14/26	179	32	201	184	137	522	618	16144	90	179.38	-	179.56	=	-0.19	255	654	288	753
31	04/21/26	179	32	171	122	234	527	623	16671	93	179.26	-	179.38	=	-0.12	255	654	288	753
32	04/28/26	179	32	234	235	246	715	811	17386	96	181.10	-	179.26	=	1.85	255	715	288	811

End of 2nd split

<u><100</u>	<u>100's</u>	<u>125's</u>	<u>150's</u>	<u>175's</u>	<u>200's</u>	<u>225's</u>	<u>250's</u>	<u>275's</u>	<u>300's</u>
	2	11	30	28	16	7	2		
<u><400</u>	<u>400's</u>	<u>450's</u>	<u>500's</u>	<u>550's</u>	<u>600's</u>	<u>650's</u>	<u>700's</u>	<u>750's</u>	<u>800's</u>
		3	19	8		1	1		
<u>Avg of Game 1</u>			<u>Avg of Game 2</u>			<u>Avg of Game 3</u>			
182.13			178.00			183.19			

High game of 255 on week 24 High series of 715 on week 32 High average of 181.28 after bowling week 12
 Low game of 122 on week 31 Low series of 468 on week 17 Low average of 175.89 after bowling week 3

High Scores by Game
 Game #1: 254 on week 12 Game #2: 255 on week 24 Game #3: 246 on week 32



Note: This report includes information through April 28 which is Week 32 of 32

Jonathan Ng's Bowling Record - Team 16: Cookie Monster

Week No.	Bowling Date	Old Avg	Old HDCP	HDCP			Total	HDCP Total	Pins	Gms	---Average Change---			High Game	High Sers	HDCP Game	HDCP Sers		
				-1-	-2-	-3-					New	Old	---> +/-						
1	09/02/25	bk213	0				0	0	0	0	-	0.00	=	0.00	0	0			
2	09/09/25	bk213	5	204	215	257	676	691	676	3	225.33	-	0.00	=	225.33	257	676	262	691
3	09/16/25	bk213	5	197	234	191	622	637	1298	6	216.33	-	225.33	=	-9.00	257	676	262	691
4	09/23/25	bk213	5	195	191	211	597	612	1895	9	210.56	-	216.33	=	-5.78	257	676	262	691
5	09/30/25	210	0				0	0	1895	9	210.56	-	210.56	=	0.00	257	676	262	691
6	10/14/25	210	0				0	0	1895	9	210.56	-	210.56	=	0.00	257	676	262	691
7	10/21/25	210	0				0	0	1895	9	210.56	-	210.56	=	0.00	257	676	262	691
8	10/28/25	210	0				0	0	1895	9	210.56	-	210.56	=	0.00	257	676	262	691
9	11/04/25	210	8	213	212	181	606	630	2501	12	208.42	-	210.56	=	-2.14	257	676	262	691
10	11/11/25	208	0				0	0	2501	12	208.42	-	208.42	=	0.00	257	676	262	691
11	11/18/25	208	9	186	197	182	565	592	3066	15	204.40	-	208.42	=	-4.02	257	676	262	691
12	11/25/25	204	0				0	0	3066	15	204.40	-	204.40	=	0.00	257	676	262	691
13	12/02/25	204	12	221	255	246	722	758	3788	18	210.44	-	204.40	=	6.04	257	722	267	758
14	12/09/25	210	0				0	0	3788	18	210.44	-	210.44	=	0.00	257	722	267	758
15	12/16/25	210	8	185	128	172	485	509	4273	21	203.48	-	210.44	=	-6.97	257	722	267	758
16	01/06/26	203	13	179	204	214	597	636	4870	24	202.92	-	203.48	=	-0.56	257	722	267	758

End of 1st split

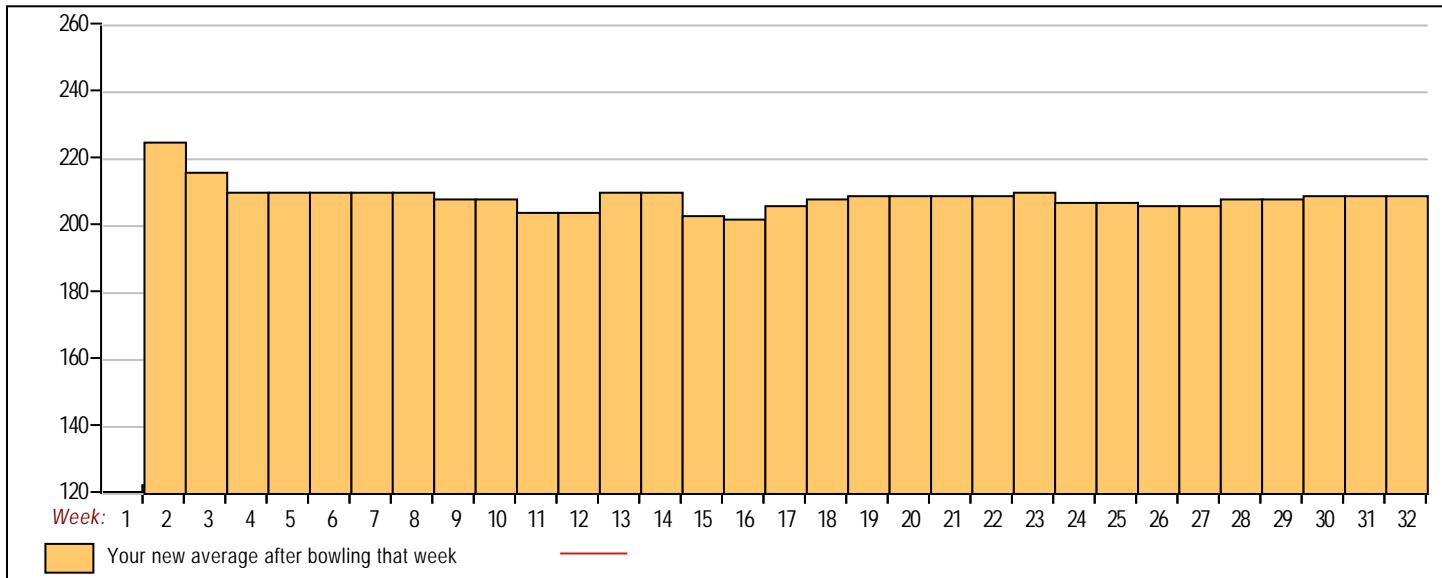
17	01/13/26	203	13	215	235	255	705	744	5575	27	206.48	-	202.92	=	3.56	257	722	268	758
18	01/20/26	206	11	222	224	235	681	714	6256	30	208.53	-	206.48	=	2.05	257	722	268	758
19	01/27/26	208	9	214	211	236	661	688	6917	33	209.61	-	208.53	=	1.07	257	722	268	758
20	02/03/26	209	0				0	0	6917	33	209.61	-	209.61	=	0.00	257	722	268	758
21	02/10/26	209	0				0	0	6917	33	209.61	-	209.61	=	0.00	257	722	268	758
22	02/17/26	209	0				0	0	6917	33	209.61	-	209.61	=	0.00	257	722	268	758
23	02/24/26	209	8	235	206	235	676	700	7593	36	210.92	-	209.61	=	1.31	257	722	268	758
24	03/03/26	210	8	156	167	180	503	527	8096	39	207.59	-	210.92	=	-3.33	257	722	268	758
25	03/10/26	207	0				0	0	8096	39	207.59	-	207.59	=	0.00	257	722	268	758
26	03/17/26	207	10	182	200	211	593	623	8689	42	206.88	-	207.59	=	-0.71	257	722	268	758
27	03/24/26	206	11	217	191	211	619	652	9308	45	206.84	-	206.88	=	-0.04	257	722	268	758
28	03/31/26	206	11	216	255	216	687	720	9995	48	208.23	-	206.84	=	1.38	257	722	268	758
29	04/07/26	208	9	234	188	217	639	666	10634	51	208.51	-	208.23	=	0.28	257	722	268	758
30	04/14/26	208	9	223	201	247	671	698	11305	54	209.35	-	208.51	=	0.84	257	722	268	758
31	04/21/26	209	0				0	0	11305	54	209.35	-	209.35	=	0.00	257	722	268	758
32	04/28/26	209	8	190	214	217	621	645	11926	57	209.23	-	209.35	=	-0.12	257	722	268	758

End of 2nd split

<u><100</u>	<u>100's</u>	<u>125's</u>	<u>150's</u>	<u>175's</u>	<u>200's</u>	<u>225's</u>	<u>250's</u>	<u>275's</u>	<u>300's</u>
		1	3	15	25	9	4		
<u><400</u>	<u>400's</u>	<u>450's</u>	<u>500's</u>	<u>550's</u>	<u>600's</u>	<u>650's</u>	<u>700's</u>	<u>750's</u>	<u>800's</u>
		1	1	4	5	6	2		
<u>Avg of Game 1</u>			<u>Avg of Game 2</u>			<u>Avg of Game 3</u>			
204.42			206.74			216.53			

High game of 257 on week 2 High series of 722 on week 13 High average of 225.33 after bowling week 2
 Low game of 128 on week 15 Low series of 485 on week 15 Low average of 202.92 after bowling week 16

High Scores by Game
 Game #1: 235 on week 23 Game #2: 255 on week 13 Game #3: 257 on week 2



Note: This report includes information through April 28 which is Week 32 of 32

Jeff Goldenberg's Bowling Record - Team 16: Cookie Monster

Week No.	Bowling Date	Old Avg	Old HDCP	-1- -2- -3-			HDCP Total		Pins	Gms	---Average Change---			High Game	High Sers	HDCP Game	HDCP Sers
				Total	Total	Total	Total	Total			New - Old	---> +/-					
1	09/02/25	bk205	12	183	204	181	568	604	568	3	189.33	- 0.00	= 189.33	204	568	216	604
2	09/09/25	bk205	12	152	165	194	511	547	1079	6	179.83	- 189.33	= -9.50	204	568	216	604
3	09/16/25	bk205	12	193	170	192	555	591	1634	9	181.56	- 179.83	= 1.72	204	568	216	604
4	09/23/25	195	20	155	194	246	595	655	2229	12	185.75	- 181.56	= 4.19	246	595	266	655
5	09/30/25	195	20	248	244	214	706	766	2935	15	195.67	- 185.75	= 9.92	248	706	268	766
6	10/14/25	195	20	279	190	190	659	719	3594	18	199.67	- 195.67	= 4.00	279	706	299	766
7	10/21/25	199	16	268	244	236	748	796	4342	21	206.76	- 199.67	= 7.10	279	748	299	796
8	10/28/25	206	11	189	242	173	604	637	4946	24	206.08	- 206.76	= -0.68	279	748	299	796
9	11/04/25	206	11	189	222	223	634	667	5580	27	206.67	- 206.08	= 0.58	279	748	299	796
10	11/11/25	206	11	207	244	202	653	686	6233	30	207.77	- 206.67	= 1.10	279	748	299	796
11	11/18/25	207	10	208	201	210	619	649	6852	33	207.64	- 207.77	= -0.13	279	748	299	796
12	11/25/25	207	10	a207	a207	a207	621	651	6852	33	207.64	- 207.64	= 0.00	279	748	299	796
13	12/02/25	207	10	221	190	246	657	687	7509	36	208.58	- 207.64	= 0.95	279	748	299	796
14	12/09/25	208	9	233	212	200	645	672	8154	39	209.08	- 208.58	= 0.49	279	748	299	796
15	12/16/25	209	8	233	214	191	638	662	8792	42	209.33	- 209.08	= 0.26	279	748	299	796
16	01/06/26	209	8	183	212	202	597	621	9389	45	208.64	- 209.33	= -0.69	279	748	299	796

End of 1st split

17	01/13/26	208	9	215	174	187	576	603	9965	48	207.60	- 208.64	= -1.04	279	748	299	796
18	01/20/26	207	10	184	220	217	621	651	10586	51	207.57	- 207.60	= -0.04	279	748	299	796
19	01/27/26	207	10	211	225	226	662	692	11248	54	208.30	- 207.57	= 0.73	279	748	299	796
20	02/03/26	208	9	214	187	170	571	598	11819	57	207.35	- 208.30	= -0.95	279	748	299	796
21	02/10/26	207	10	245	239	192	676	706	12495	60	208.25	- 207.35	= 0.90	279	748	299	796
22	02/17/26	208	9	202	207	223	632	659	13127	63	208.37	- 208.25	= 0.12	279	748	299	796
23	02/24/26	208	0				0	0	13127	63	208.37	- 208.37	= 0.00	279	748	299	796
24	03/03/26	208	9	a208	a208	a208	624	651	13127	63	208.37	- 208.37	= 0.00	279	748	299	796
25	03/10/26	208	9	a208	a208	a208	624	651	13127	63	208.37	- 208.37	= 0.00	279	748	299	796
26	03/17/26	208	9	189	168	199	556	583	13683	66	207.32	- 208.37	= -1.05	279	748	299	796
27	03/24/26	207	10	194	223	190	607	637	14290	69	207.10	- 207.32	= -0.22	279	748	299	796
28	03/31/26	207	10	256	275	235	766	796	15056	72	209.11	- 207.10	= 2.01	279	766	299	796
29	04/07/26	209	8	246	238	158	642	666	15698	75	209.31	- 209.11	= 0.20	279	766	299	796
30	04/14/26	209	8	226	198	255	679	703	16377	78	209.96	- 209.31	= 0.65	279	766	299	796
31	04/21/26	209	8	199	196	192	587	611	16964	81	209.43	- 209.96	= -0.53	279	766	299	796
32	04/28/26	209	8	189	216	188	593	617	17557	84	209.01	- 209.43	= -0.42	279	766	299	796

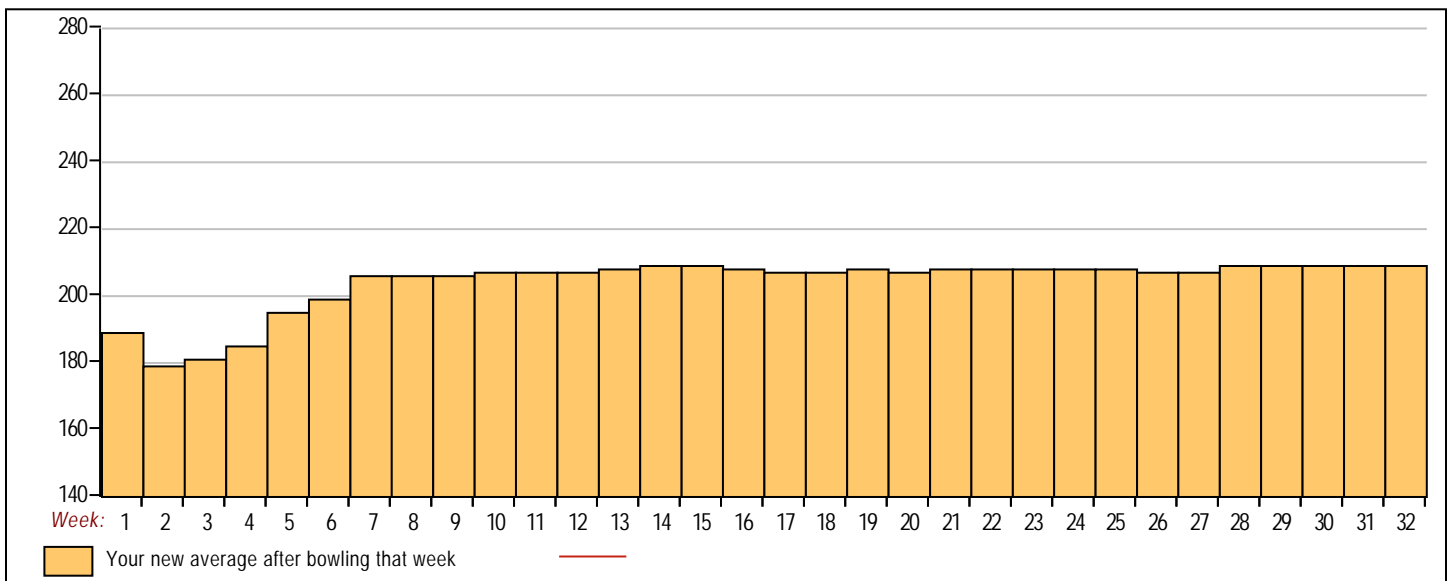
End of 2nd split

<u><100</u>	<u>100's</u>	<u>125's</u>	<u>150's</u>	<u>175's</u>	<u>200's</u>	<u>225's</u>	<u>250's</u>	<u>275's</u>	<u>300's</u>
			9	27	25	18	3	2	
<u><400</u>	<u>400's</u>	<u>450's</u>	<u>500's</u>	<u>550's</u>	<u>600's</u>	<u>650's</u>	<u>700's</u>	<u>750's</u>	<u>800's</u>
			1	9	9	6	2	1	

<u>Avg of Game 1</u>	<u>Avg of Game 2</u>	<u>Avg of Game 3</u>
211.11	211.21	204.71

High game of 279 on week 6 High series of 766 on week 28 High average of 209.96 after bowling week 30
 Low game of 152 on week 2 Low series of 511 on week 2 Low average of 179.83 after bowling week 2

High Scores by Game
 Game #1: 279 on week 6 Game #2: 275 on week 28 Game #3: 255 on week 30



Note: This report includes information through April 28 which is Week 32 of 32

Francis To's Bowling Record - Team 16: Cookie Monster

Week No.	Bowling Date	Old Avg	Old HDCP	-			Total	HDCP Total	Pins	Gms	---Average Change---			High Game	High Sers	HDCP Game	HDCP Sers		
				-1-	-2-	-3-					New	Old	---> +/-						
1	09/02/25	bk187	26	170	123	213	506	584	506	3	168.67	-	0.00	=	168.67	213	506	239	584
2	09/09/25	bk187	26	162	180	166	508	586	1014	6	169.00	-	168.67	=	0.33	213	508	239	586
3	09/16/25	bk187	26	223	184	133	540	618	1554	9	172.67	-	169.00	=	3.67	223	540	249	618
4	09/23/25	177	0				0	0	1554	9	172.67	-	172.67	=	0.00	223	540	249	618
5	09/30/25	177	34	204	194	235	633	735	2187	12	182.25	-	172.67	=	9.58	235	633	269	735
6	10/14/25	182	30	174	171	183	528	618	2715	15	181.00	-	182.25	=	-1.25	235	633	269	735
7	10/21/25	181	0				0	0	2715	15	181.00	-	181.00	=	0.00	235	633	269	735
8	10/28/25	181	31	178	207	177	562	655	3277	18	182.06	-	181.00	=	1.06	235	633	269	735
9	11/04/25	182	0				0	0	3277	18	182.06	-	182.06	=	0.00	235	633	269	735
10	11/11/25	182	0				0	0	3277	18	182.06	-	182.06	=	0.00	235	633	269	735
11	11/18/25	182	0				0	0	3277	18	182.06	-	182.06	=	0.00	235	633	269	735
12	11/25/25	182	0				0	0	3277	18	182.06	-	182.06	=	0.00	235	633	269	735
13	12/02/25	182	0				0	0	3277	18	182.06	-	182.06	=	0.00	235	633	269	735
14	12/09/25	182	0				0	0	3277	18	182.06	-	182.06	=	0.00	235	633	269	735
15	12/16/25	182	0				0	0	3277	18	182.06	-	182.06	=	0.00	235	633	269	735
16	01/06/26	182	0				0	0	3277	18	182.06	-	182.06	=	0.00	235	633	269	735

End of 1st split

17	01/13/26	182	0				0	0	3277	18	182.06	-	182.06	=	0.00	235	633	269	735
18	01/20/26	182	0				0	0	3277	18	182.06	-	182.06	=	0.00	235	633	269	735
19	01/27/26	182	30	155	213	198	566	656	3843	21	183.00	-	182.06	=	0.94	235	633	269	735
20	02/03/26	183	29	173	205	223	601	688	4444	24	185.17	-	183.00	=	2.17	235	633	269	735
21	02/10/26	185	0				0	0	4444	24	185.17	-	185.17	=	0.00	235	633	269	735
22	02/17/26	185	28	161	146	202	509	593	4953	27	183.44	-	185.17	=	-1.72	235	633	269	735
23	02/24/26	183	0				0	0	4953	27	183.44	-	183.44	=	0.00	235	633	269	735
24	03/03/26	183	29	170	213	184	567	654	5520	30	184.00	-	183.44	=	0.56	235	633	269	735
25	03/10/26	184	28	a184	a184	a184	552	636	5520	30	184.00	-	184.00	=	0.00	235	633	269	735
26	03/17/26	184	28	170	190	222	582	666	6102	33	184.91	-	184.00	=	0.91	235	633	269	735
27	03/24/26	184	28	177	176	175	528	612	6630	36	184.17	-	184.91	=	-0.74	235	633	269	735
28	03/31/26	184	28	a184	a184	a184	552	636	6630	36	184.17	-	184.17	=	0.00	235	633	269	735
29	04/07/26	184	28	134	184	154	472	556	7102	39	182.10	-	184.17	=	-2.06	235	633	269	735
30	04/14/26	182	30	a182	a182	a182	546	636	7102	39	182.10	-	182.10	=	0.00	235	633	269	735
31	04/21/26	182	30	a182	a182	a182	546	636	7102	39	182.10	-	182.10	=	0.00	235	633	269	735
32	04/28/26	182	30				0	0	7102	39	182.10	-	182.10	=	0.00	235	633	269	735

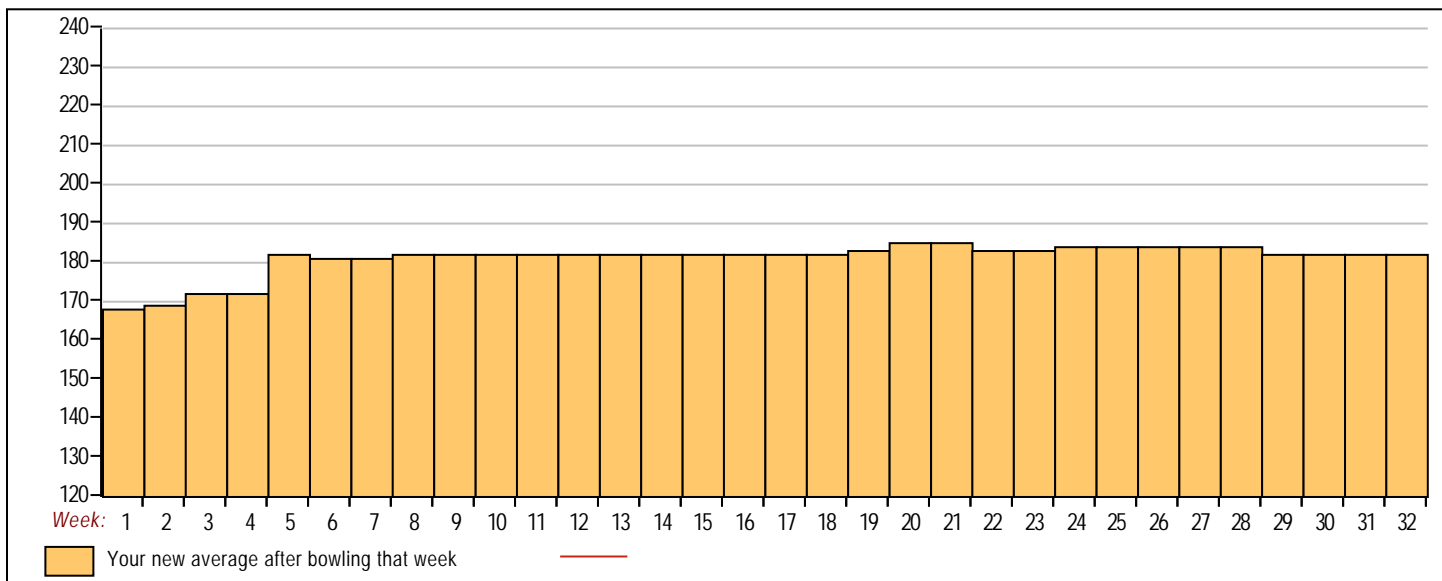
End of 2nd split

<u><100</u>	<u>100's</u>	<u>125's</u>	<u>150's</u>	<u>175's</u>	<u>200's</u>	<u>225's</u>	<u>250's</u>	<u>275's</u>	<u>300's</u>
	1	3	11	13	10	1			
<u><400</u>	<u>400's</u>	<u>450's</u>	<u>500's</u>	<u>550's</u>	<u>600's</u>	<u>650's</u>	<u>700's</u>	<u>750's</u>	<u>800's</u>
		1	6	4	2				

Avg of Game 1 **Avg of Game 2** **Avg of Game 3**
 173.15 183.54 189.62

High game of 235 on week 5 High series of 633 on week 5 High average of 185.17 after bowling week 20
 Low game of 123 on week 1 Low series of 472 on week 29 Low average of 168.67 after bowling week 1

High Scores by Game
 Game #1: 223 on week 3 Game #2: 213 on week 19 Game #3: 235 on week 5



Note: This report includes information through April 28 which is Week 32 of 32

Tom Stepp's Bowling Record - Team 16: Cookie Monster

Week No.	Bowling Date	Old Avg	Old HDCP	HDCP			Total	HDCP Total	Pins	Gms	---Average Change---			High Game	High Sers	HDCP Game	HDCP Sers		
				-1-	-2-	-3-					New - Old	--->	+/-						
1	09/02/25	bk201	0				0	0	0	0	-	0.00	=	0.00	0	0			
2	09/09/25	bk201	0				0	0	0	0	-	0.00	=	0.00	0	0			
3	09/16/25	bk201	0				0	0	0	0	-	0.00	=	0.00	0	0			
4	09/23/25	bk201	15	164	192	220	576	621	576	3	192.00	-	0.00	=	192.00	220	576	235	621
5	09/30/25	bk201	0				0	0	576	3	192.00	-	192.00	=	0.00	220	576	235	621
6	10/14/25	bk201	0				0	0	576	3	192.00	-	192.00	=	0.00	220	576	235	621
7	10/21/25	bk201	15	206	168	213	587	632	1163	6	193.83	-	192.00	=	1.83	220	587	235	632
8	10/28/25	bk201	0				0	0	1163	6	193.83	-	193.83	=	0.00	220	587	235	632
9	11/04/25	bk201	15	135	189	194	518	563	1681	9	186.78	-	193.83	=	-7.06	220	587	235	632
10	11/11/25	191	23	227	198	194	619	688	2300	12	191.67	-	186.78	=	4.89	227	619	250	688
11	11/18/25	191	23	182	195	186	563	632	2863	15	190.87	-	191.67	=	-0.80	227	619	250	688
12	11/25/25	191	23	208	224	243	675	744	3538	18	196.56	-	190.87	=	5.69	243	675	266	744
13	12/02/25	196	19	a196	a196	a196	588	645	3538	18	196.56	-	196.56	=	0.00	243	675	266	744
14	12/09/25	196	19	179	172	248	599	656	4137	21	197.00	-	196.56	=	0.44	248	675	267	744
15	12/16/25	197	18	213	175	203	591	645	4728	24	197.00	-	197.00	=	0.00	248	675	267	744
16	01/06/26	197	18	178	192	172	542	596	5270	27	195.19	-	197.00	=	-1.81	248	675	267	744

End of 1st split

17	01/13/26	195	20	208	211	238	657	717	5927	30	197.57	-	195.19	=	2.38	248	675	267	744
18	01/20/26	197	18	195	172	214	581	635	6508	33	197.21	-	197.57	=	-0.35	248	675	267	744
19	01/27/26	197	0				0	0	6508	33	197.21	-	197.21	=	0.00	248	675	267	744
20	02/03/26	197	0				0	0	6508	33	197.21	-	197.21	=	0.00	248	675	267	744
21	02/10/26	197	18	205	182	212	599	653	7107	36	197.42	-	197.21	=	0.20	248	675	267	744
22	02/17/26	197	0				0	0	7107	36	197.42	-	197.42	=	0.00	248	675	267	744
23	02/24/26	197	0				0	0	7107	36	197.42	-	197.42	=	0.00	248	675	267	744
24	03/03/26	197	0				0	0	7107	36	197.42	-	197.42	=	0.00	248	675	267	744
25	03/10/26	197	0				0	0	7107	36	197.42	-	197.42	=	0.00	248	675	267	744
26	03/17/26	197	0				0	0	7107	36	197.42	-	197.42	=	0.00	248	675	267	744
27	03/24/26	197	0				0	0	7107	36	197.42	-	197.42	=	0.00	248	675	267	744
28	03/31/26	197	0				0	0	7107	36	197.42	-	197.42	=	0.00	248	675	267	744
29	04/07/26	197	0				0	0	7107	36	197.42	-	197.42	=	0.00	248	675	267	744
30	04/14/26	197	0				0	0	7107	36	197.42	-	197.42	=	0.00	248	675	267	744
31	04/21/26	197	0				0	0	7107	36	197.42	-	197.42	=	0.00	248	675	267	744
32	04/28/26	197	18				0	0	7107	36	197.42	-	197.42	=	0.00	248	675	267	744

End of 2nd split

<u><100</u>	<u>100's</u>	<u>125's</u>	<u>150's</u>	<u>175's</u>	<u>200's</u>	<u>225's</u>	<u>250's</u>	<u>275's</u>	<u>300's</u>
		1	5	14	12	4			
<u><400</u>	<u>400's</u>	<u>450's</u>	<u>500's</u>	<u>550's</u>	<u>600's</u>	<u>650's</u>	<u>700's</u>	<u>750's</u>	<u>800's</u>
			2	7	1	2			

<u>Avg of Game 1</u>	<u>Avg of Game 2</u>	<u>Avg of Game 3</u>
191.67	189.17	211.42

High game of 248 on week 14
Low game of 135 on week 9

High series of 675 on week 12
Low series of 518 on week 9

High average of 197.57 after bowling week 17
Low average of 186.78 after bowling week 9

High Scores by Game

Game #1: 227 on week 10 Game #2: 224 on week 12 Game #3: 248 on week 14

