

Note: This report includes information through April 14 which is Week 30 of 32

Danny To's Bowling Record - Team 16: Cookie Monster

Week No.	Bowling Date	Old Avg	Old HDCP	-1- -2- -3-			Total	HDCP Total	Pins	Gms	---Average Change---			High Game	High Sers	HDCP Game	HDCP Sers
				-1-	-2-	-3-					New - Old	---> +/-					
1	09/02/25	bk177	34	213	189	133	535	637	535	3	178.33	- 0.00	= 178.33	213	535	247	637
2	09/09/25	bk177	34	206	157	171	534	636	1069	6	178.17	- 178.33	= -0.17	213	535	247	637
3	09/16/25	bk177	34	181	183	150	514	616	1583	9	175.89	- 178.17	= -2.28	213	535	247	637
4	09/23/25	175	36	195	202	194	591	699	2174	12	181.17	- 175.89	= 5.28	213	591	247	699
5	09/30/25	181	31	190	124	170	484	577	2658	15	177.20	- 181.17	= -3.97	213	591	247	699
6	10/14/25	177	34	160	189	202	551	653	3209	18	178.28	- 177.20	= 1.08	213	591	247	699
7	10/21/25	178	33	219	202	172	593	692	3802	21	181.05	- 178.28	= 2.77	219	593	252	699
8	10/28/25	181	31	169	174	182	525	618	4327	24	180.29	- 181.05	= -0.76	219	593	252	699
9	11/04/25	180	32	211	172	154	537	633	4864	27	180.15	- 180.29	= -0.14	219	593	252	699
10	11/11/25	180	32	202	185	146	533	629	5397	30	179.90	- 180.15	= -0.25	219	593	252	699
11	11/18/25	179	32	190	180	163	533	629	5930	33	179.70	- 179.90	= -0.20	219	593	252	699
12	11/25/25	179	32	254	161	181	596	692	6526	36	181.28	- 179.70	= 1.58	254	596	286	699
13	12/02/25	181	31	171	177	181	529	622	7055	39	180.90	- 181.28	= -0.38	254	596	286	699
14	12/09/25	180	32	151	184	181	516	612	7571	42	180.26	- 180.90	= -0.64	254	596	286	699
15	12/16/25	180	32	169	194	159	522	618	8093	45	179.84	- 180.26	= -0.42	254	596	286	699
16	01/06/26	179	32	160	169	210	539	635	8632	48	179.83	- 179.84	= -0.01	254	596	286	699

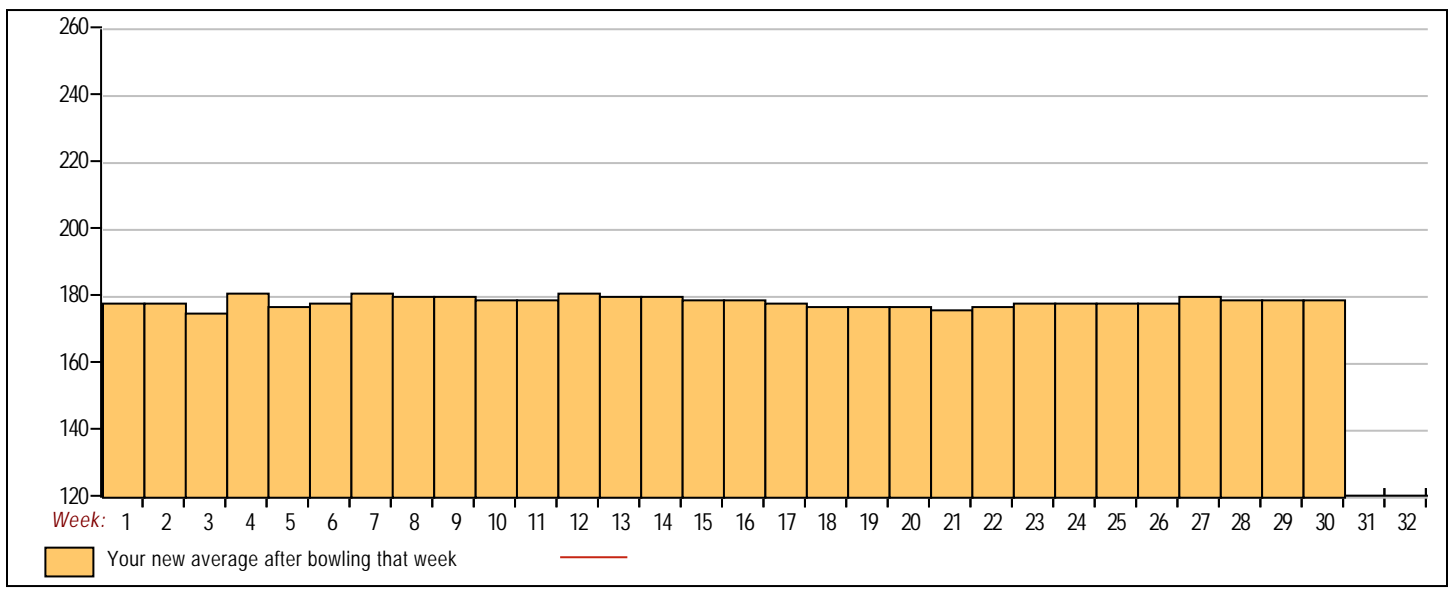
End of 1st split

17	01/13/26	179	32	174	138	156	468	564	9100	51	178.43	- 179.83	= -1.40	254	596	286	699
18	01/20/26	178	33	176	163	168	507	606	9607	54	177.91	- 178.43	= -0.52	254	596	286	699
19	01/27/26	177	34	193	156	157	506	608	10113	57	177.42	- 177.91	= -0.49	254	596	286	699
20	02/03/26	177	34	173	157	223	553	655	10666	60	177.77	- 177.42	= 0.35	254	596	286	699
21	02/10/26	177	34	137	153	186	476	578	11142	63	176.86	- 177.77	= -0.91	254	596	286	699
22	02/17/26	176	35	159	181	222	562	667	11704	66	177.33	- 176.86	= 0.48	254	596	286	699
23	02/24/26	177	34	201	175	204	580	682	12284	69	178.03	- 177.33	= 0.70	254	596	286	699
24	03/03/26	178	33	149	255	194	598	697	12882	72	178.92	- 178.03	= 0.89	255	598	288	699
25	03/10/26	178	33	139	191	212	542	641	13424	75	178.99	- 178.92	= 0.07	255	598	288	699
26	03/17/26	178	33	149	201	166	516	615	13940	78	178.72	- 178.99	= -0.27	255	598	288	699
27	03/24/26	178	33	192	227	235	654	753	14594	81	180.17	- 178.72	= 1.45	255	654	288	753
28	03/31/26	180	32	148	129	235	512	608	15106	84	179.83	- 180.17	= -0.34	255	654	288	753
29	04/07/26	179	32	191	187	138	516	612	15622	87	179.56	- 179.83	= -0.27	255	654	288	753
30	04/14/26	179	32	201	184	137	522	618	16144	90	179.38	- 179.56	= -0.19	255	654	288	753

<100	100's	125's	150's	175's	200's	225's	250's	275's	300's
	1	11	29	28	16	3	2		
<400	400's	450's	500's	550's	600's	650's	700's	750's	800's
		3	18	8		1			
Avg of Game 1			Avg of Game 2			Avg of Game 3			
180.77			177.97			179.40			

High game of 255 on week 24 High series of 654 on week 27 High average of 181.28 after bowling week 12
 Low game of 124 on week 5 Low series of 468 on week 17 Low average of 175.89 after bowling week 3

High Scores by Game
 Game #1: 254 on week 12 Game #2: 255 on week 24 Game #3: 235 on week 27



Note: This report includes information through April 14 which is Week 30 of 32

Francis To's Bowling Record - Team 16: Cookie Monster

Week No.	Bowling Date	Old Avg	Old HDCP	-			Total	HDCP Total	Pins	Gms	---Average Change---			High Game	High Sers	HDCP Game	HDCP Sers		
				-1-	-2-	-3-					New	Old	---> +/-						
1	09/02/25	bk187	26	170	123	213	506	584	506	3	168.67	-	0.00	=	168.67	213	506	239	584
2	09/09/25	bk187	26	162	180	166	508	586	1014	6	169.00	-	168.67	=	0.33	213	508	239	586
3	09/16/25	bk187	26	223	184	133	540	618	1554	9	172.67	-	169.00	=	3.67	223	540	249	618
4	09/23/25	177	0				0	0	1554	9	172.67	-	172.67	=	0.00	223	540	249	618
5	09/30/25	177	34	204	194	235	633	735	2187	12	182.25	-	172.67	=	9.58	235	633	269	735
6	10/14/25	182	30	174	171	183	528	618	2715	15	181.00	-	182.25	=	-1.25	235	633	269	735
7	10/21/25	181	0				0	0	2715	15	181.00	-	181.00	=	0.00	235	633	269	735
8	10/28/25	181	31	178	207	177	562	655	3277	18	182.06	-	181.00	=	1.06	235	633	269	735
9	11/04/25	182	0				0	0	3277	18	182.06	-	182.06	=	0.00	235	633	269	735
10	11/11/25	182	0				0	0	3277	18	182.06	-	182.06	=	0.00	235	633	269	735
11	11/18/25	182	0				0	0	3277	18	182.06	-	182.06	=	0.00	235	633	269	735
12	11/25/25	182	0				0	0	3277	18	182.06	-	182.06	=	0.00	235	633	269	735
13	12/02/25	182	0				0	0	3277	18	182.06	-	182.06	=	0.00	235	633	269	735
14	12/09/25	182	0				0	0	3277	18	182.06	-	182.06	=	0.00	235	633	269	735
15	12/16/25	182	0				0	0	3277	18	182.06	-	182.06	=	0.00	235	633	269	735
16	01/06/26	182	0				0	0	3277	18	182.06	-	182.06	=	0.00	235	633	269	735

End of 1st split

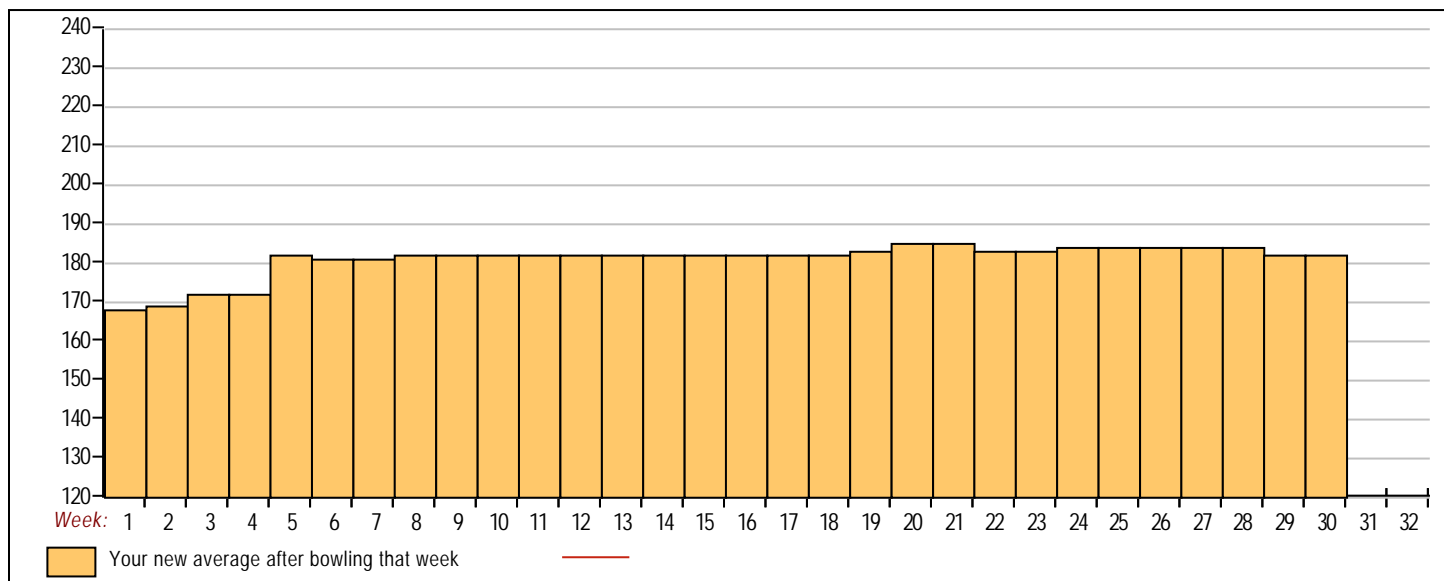
17	01/13/26	182	0				0	0	3277	18	182.06	-	182.06	=	0.00	235	633	269	735
18	01/20/26	182	0				0	0	3277	18	182.06	-	182.06	=	0.00	235	633	269	735
19	01/27/26	182	30	155	213	198	566	656	3843	21	183.00	-	182.06	=	0.94	235	633	269	735
20	02/03/26	183	29	173	205	223	601	688	4444	24	185.17	-	183.00	=	2.17	235	633	269	735
21	02/10/26	185	0				0	0	4444	24	185.17	-	185.17	=	0.00	235	633	269	735
22	02/17/26	185	28	161	146	202	509	593	4953	27	183.44	-	185.17	=	-1.72	235	633	269	735
23	02/24/26	183	0				0	0	4953	27	183.44	-	183.44	=	0.00	235	633	269	735
24	03/03/26	183	29	170	213	184	567	654	5520	30	184.00	-	183.44	=	0.56	235	633	269	735
25	03/10/26	184	28	a184	a184	a184	552	636	5520	30	184.00	-	184.00	=	0.00	235	633	269	735
26	03/17/26	184	28	170	190	222	582	666	6102	33	184.91	-	184.00	=	0.91	235	633	269	735
27	03/24/26	184	28	177	176	175	528	612	6630	36	184.17	-	184.91	=	-0.74	235	633	269	735
28	03/31/26	184	28	a184	a184	a184	552	636	6630	36	184.17	-	184.17	=	0.00	235	633	269	735
29	04/07/26	184	28	134	184	154	472	556	7102	39	182.10	-	184.17	=	-2.06	235	633	269	735
30	04/14/26	182	30	a182	a182	a182	546	636	7102	39	182.10	-	182.10	=	0.00	235	633	269	735

<100	100's	125's	150's	175's	200's	225's	250's	275's	300's
	1	3	11	13	10	1			
<400	400's	450's	500's	550's	600's	650's	700's	750's	800's
		1	6	4	2				

Avg of Game 1	Avg of Game 2	Avg of Game 3
173.15	183.54	189.62

High game of 235 on week 5 High series of 633 on week 5 High average of 185.17 after bowling week 20
 Low game of 123 on week 1 Low series of 472 on week 29 Low average of 168.67 after bowling week 1

High Scores by Game
 Game #1: 223 on week 3 Game #2: 213 on week 19 Game #3: 235 on week 5



Note: This report includes information through April 14 which is Week 30 of 32

Jeff Goldenberg's Bowling Record - Team 16: Cookie Monster

Week No.	Bowling Date	Old Avg	Old HDCP	-			Total	HDCP Total	Pins	Gms	---Average Change---			High Game	High Sers	HDCP Game	HDCP Sers		
				-1-	-2-	-3-					New	Old	---> +/-						
1	09/02/25	bk205	12	183	204	181	568	604	568	3	189.33	-	0.00	=	189.33	204	568	216	604
2	09/09/25	bk205	12	152	165	194	511	547	1079	6	179.83	-	189.33	=	-9.50	204	568	216	604
3	09/16/25	bk205	12	193	170	192	555	591	1634	9	181.56	-	179.83	=	1.72	204	568	216	604
4	09/23/25	195	20	155	194	246	595	655	2229	12	185.75	-	181.56	=	4.19	246	595	266	655
5	09/30/25	195	20	248	244	214	706	766	2935	15	195.67	-	185.75	=	9.92	248	706	268	766
6	10/14/25	195	20	279	190	190	659	719	3594	18	199.67	-	195.67	=	4.00	279	706	299	766
7	10/21/25	199	16	268	244	236	748	796	4342	21	206.76	-	199.67	=	7.10	279	748	299	796
8	10/28/25	206	11	189	242	173	604	637	4946	24	206.08	-	206.76	=	-0.68	279	748	299	796
9	11/04/25	206	11	189	222	223	634	667	5580	27	206.67	-	206.08	=	0.58	279	748	299	796
10	11/11/25	206	11	207	244	202	653	686	6233	30	207.77	-	206.67	=	1.10	279	748	299	796
11	11/18/25	207	10	208	201	210	619	649	6852	33	207.64	-	207.77	=	-0.13	279	748	299	796
12	11/25/25	207	10	a207	a207	a207	621	651	6852	33	207.64	-	207.64	=	0.00	279	748	299	796
13	12/02/25	207	10	221	190	246	657	687	7509	36	208.58	-	207.64	=	0.95	279	748	299	796
14	12/09/25	208	9	233	212	200	645	672	8154	39	209.08	-	208.58	=	0.49	279	748	299	796
15	12/16/25	209	8	233	214	191	638	662	8792	42	209.33	-	209.08	=	0.26	279	748	299	796
16	01/06/26	209	8	183	212	202	597	621	9389	45	208.64	-	209.33	=	-0.69	279	748	299	796

End of 1st split

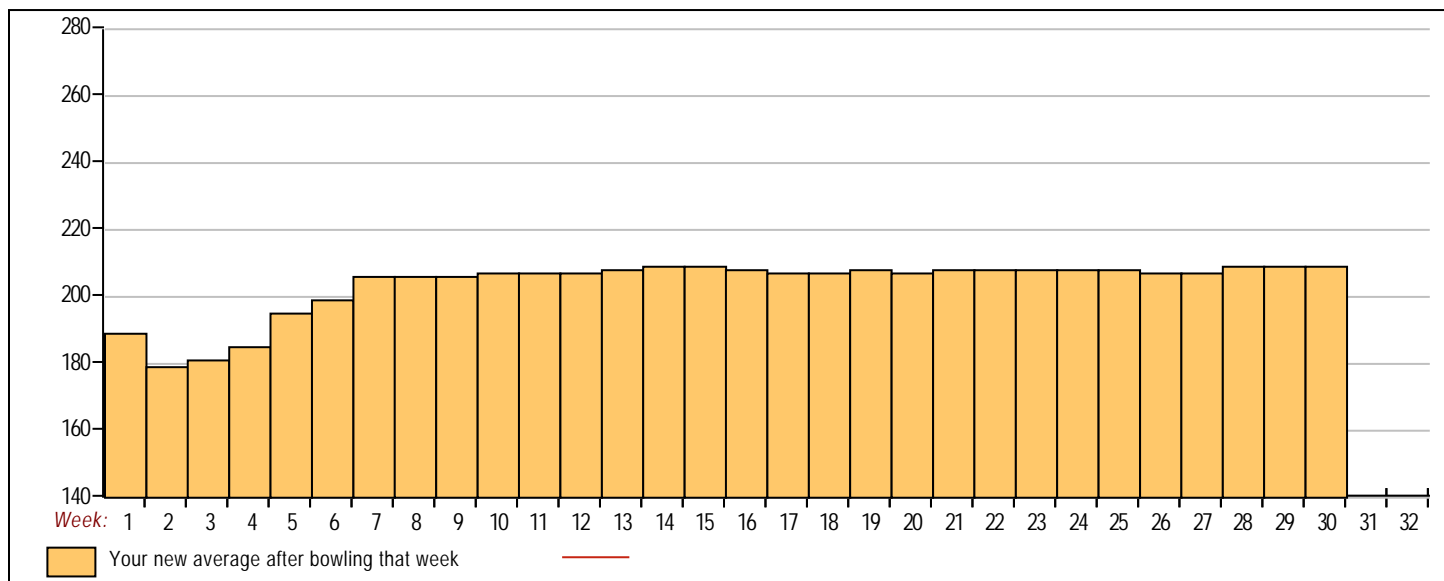
17	01/13/26	208	9	215	174	187	576	603	9965	48	207.60	-	208.64	=	-1.04	279	748	299	796
18	01/20/26	207	10	184	220	217	621	651	10586	51	207.57	-	207.60	=	-0.04	279	748	299	796
19	01/27/26	207	10	211	225	226	662	692	11248	54	208.30	-	207.57	=	0.73	279	748	299	796
20	02/03/26	208	9	214	187	170	571	598	11819	57	207.35	-	208.30	=	-0.95	279	748	299	796
21	02/10/26	207	10	245	239	192	676	706	12495	60	208.25	-	207.35	=	0.90	279	748	299	796
22	02/17/26	208	9	202	207	223	632	659	13127	63	208.37	-	208.25	=	0.12	279	748	299	796
23	02/24/26	208	0				0	0	13127	63	208.37	-	208.37	=	0.00	279	748	299	796
24	03/03/26	208	9	a208	a208	a208	624	651	13127	63	208.37	-	208.37	=	0.00	279	748	299	796
25	03/10/26	208	9	a208	a208	a208	624	651	13127	63	208.37	-	208.37	=	0.00	279	748	299	796
26	03/17/26	208	9	189	168	199	556	583	13683	66	207.32	-	208.37	=	-1.05	279	748	299	796
27	03/24/26	207	10	194	223	190	607	637	14290	69	207.10	-	207.32	=	-0.22	279	748	299	796
28	03/31/26	207	10	256	275	235	766	796	15056	72	209.11	-	207.10	=	2.01	279	766	299	796
29	04/07/26	209	8	246	238	158	642	666	15698	75	209.31	-	209.11	=	0.20	279	766	299	796
30	04/14/26	209	8	226	198	255	679	703	16377	78	209.96	-	209.31	=	0.65	279	766	299	796

<u><100</u>	<u>100's</u>	<u>125's</u>	<u>150's</u>	<u>175's</u>	<u>200's</u>	<u>225's</u>	<u>250's</u>	<u>275's</u>	<u>300's</u>
			9	22	24	18	3	2	
<u><400</u>	<u>400's</u>	<u>450's</u>	<u>500's</u>	<u>550's</u>	<u>600's</u>	<u>650's</u>	<u>700's</u>	<u>750's</u>	<u>800's</u>
			1	7	9	6	2	1	

<u>Avg of Game 1</u>	<u>Avg of Game 2</u>	<u>Avg of Game 3</u>
212.42	211.62	205.85

High game of 279 on week 6 High series of 766 on week 28 High average of 209.96 after bowling week 30
 Low game of 152 on week 2 Low series of 511 on week 2 Low average of 179.83 after bowling week 2

High Scores by Game
 Game #1: 279 on week 6 Game #2: 275 on week 28 Game #3: 255 on week 30



Note: This report includes information through April 14 which is Week 30 of 32

Tom Stepp's Bowling Record - Team 16: Cookie Monster

Week No.	Bowling Date	Old Avg	Old HDCP	-1-	-2-	-3-	Total	HDCP		Pins	Gms	---Average Change---			High Game	High Sers	HDCP Game	HDCP Sers	
								Total	Total			New - Old	--->	+/-					
1	09/02/25	bk201	0				0	0	0	0	0	-	0.00	=	0.00	0	0		
2	09/09/25	bk201	0				0	0	0	0	0	-	0.00	=	0.00	0	0		
3	09/16/25	bk201	0				0	0	0	0	0	-	0.00	=	0.00	0	0		
4	09/23/25	bk201	15	164	192	220	576	621	576	3	192.00	-	0.00	=	192.00	220	576	235	621
5	09/30/25	bk201	0				0	0	576	3	192.00	-	192.00	=	0.00	220	576	235	621
6	10/14/25	bk201	0				0	0	576	3	192.00	-	192.00	=	0.00	220	576	235	621
7	10/21/25	bk201	15	206	168	213	587	632	1163	6	193.83	-	192.00	=	1.83	220	587	235	632
8	10/28/25	bk201	0				0	0	1163	6	193.83	-	193.83	=	0.00	220	587	235	632
9	11/04/25	bk201	15	135	189	194	518	563	1681	9	186.78	-	193.83	=	-7.06	220	587	235	632
10	11/11/25	191	23	227	198	194	619	688	2300	12	191.67	-	186.78	=	4.89	227	619	250	688
11	11/18/25	191	23	182	195	186	563	632	2863	15	190.87	-	191.67	=	-0.80	227	619	250	688
12	11/25/25	191	23	208	224	243	675	744	3538	18	196.56	-	190.87	=	5.69	243	675	266	744
13	12/02/25	196	19	a196	a196	a196	588	645	3538	18	196.56	-	196.56	=	0.00	243	675	266	744
14	12/09/25	196	19	179	172	248	599	656	4137	21	197.00	-	196.56	=	0.44	248	675	267	744
15	12/16/25	197	18	213	175	203	591	645	4728	24	197.00	-	197.00	=	0.00	248	675	267	744
16	01/06/26	197	18	178	192	172	542	596	5270	27	195.19	-	197.00	=	-1.81	248	675	267	744

End of 1st split

17	01/13/26	195	20	208	211	238	657	717	5927	30	197.57	-	195.19	=	2.38	248	675	267	744
18	01/20/26	197	18	195	172	214	581	635	6508	33	197.21	-	197.57	=	-0.35	248	675	267	744
19	01/27/26	197	0				0	0	6508	33	197.21	-	197.21	=	0.00	248	675	267	744
20	02/03/26	197	0				0	0	6508	33	197.21	-	197.21	=	0.00	248	675	267	744
21	02/10/26	197	18	205	182	212	599	653	7107	36	197.42	-	197.21	=	0.20	248	675	267	744
22	02/17/26	197	0				0	0	7107	36	197.42	-	197.42	=	0.00	248	675	267	744
23	02/24/26	197	0				0	0	7107	36	197.42	-	197.42	=	0.00	248	675	267	744
24	03/03/26	197	0				0	0	7107	36	197.42	-	197.42	=	0.00	248	675	267	744
25	03/10/26	197	0				0	0	7107	36	197.42	-	197.42	=	0.00	248	675	267	744
26	03/17/26	197	0				0	0	7107	36	197.42	-	197.42	=	0.00	248	675	267	744
27	03/24/26	197	0				0	0	7107	36	197.42	-	197.42	=	0.00	248	675	267	744
28	03/31/26	197	0				0	0	7107	36	197.42	-	197.42	=	0.00	248	675	267	744
29	04/07/26	197	0				0	0	7107	36	197.42	-	197.42	=	0.00	248	675	267	744
30	04/14/26	197	18				0	0	7107	36	197.42	-	197.42	=	0.00	248	675	267	744

<u><100</u>	<u>100's</u>	<u>125's</u>	<u>150's</u>	<u>175's</u>	<u>200's</u>	<u>225's</u>	<u>250's</u>	<u>275's</u>	<u>300's</u>
		1	5	14	12	4			
<u><400</u>	<u>400's</u>	<u>450's</u>	<u>500's</u>	<u>550's</u>	<u>600's</u>	<u>650's</u>	<u>700's</u>	<u>750's</u>	<u>800's</u>
			2	7	1	2			

<u>Avg of Game 1</u>	<u>Avg of Game 2</u>	<u>Avg of Game 3</u>
191.67	189.17	211.42

High game of 248 on week 14 High series of 675 on week 12 High average of 197.57 after bowling week 17
 Low game of 135 on week 9 Low series of 518 on week 9 Low average of 186.78 after bowling week 9

High Scores by Game
 Game #1: 227 on week 10 Game #2: 224 on week 12 Game #3: 248 on week 14

