

Note: This report includes information through March 31 which is Week 28 of 32

Robert Lim's Bowling Record - Team 14: Team 14

Week No.	Bowling Date	Old Avg	Old HDCP	-			Total	HDCP Total	Pins	Gms	---Average Change---			High Game	High Sers	HDCP Game	HDCP Sers		
				-1-	-2-	-3-					New	Old	---> +/-						
1	09/02/25	bk176	35	189	151	147	487	592	487	3	162.33	-	0.00	=	162.33	189	487	224	592
2	09/09/25	bk176	35	192	140	165	497	602	984	6	164.00	-	162.33	=	1.67	192	497	227	602
3	09/16/25	bk176	35	a176	a176	a176	528	633	984	6	164.00	-	164.00	=	0.00	192	497	227	602
4	09/23/25	bk176	35	123	223	147	493	598	1477	9	164.11	-	164.00	=	0.11	223	497	258	602
5	09/30/25	166	43	199	245	153	597	726	2074	12	172.83	-	164.11	=	8.72	245	597	288	726
6	10/14/25	172	38	161	154	164	479	593	2553	15	170.20	-	172.83	=	-2.63	245	597	288	726
7	10/21/25	170	40	204	179	211	594	714	3147	18	174.83	-	170.20	=	4.63	245	597	288	726
8	10/28/25	174	36	156	158	157	471	579	3618	21	172.29	-	174.83	=	-2.55	245	597	288	726
9	11/04/25	172	38	198	172	253	623	737	4241	24	176.71	-	172.29	=	4.42	253	623	291	737
10	11/11/25	176	0				0	0	4241	24	176.71	-	176.71	=	0.00	253	623	291	737
11	11/18/25	176	35	177	171	234	582	687	4823	27	178.63	-	176.71	=	1.92	253	623	291	737
12	11/25/25	178	33	159	215	191	565	664	5388	30	179.60	-	178.63	=	0.97	253	623	291	737
13	12/02/25	179	32	169	183	213	565	661	5953	33	180.39	-	179.60	=	0.79	253	623	291	737
14	12/09/25	180	32	156	176	222	554	650	6507	36	180.75	-	180.39	=	0.36	253	623	291	737
15	12/16/25	180	32	143	172	201	516	612	7023	39	180.08	-	180.75	=	-0.67	253	623	291	737
16	01/06/26	180	32	202	165	180	547	643	7570	42	180.24	-	180.08	=	0.16	253	623	291	737

End of 1st split

17	01/13/26	180	32	185	213	179	577	673	8147	45	181.04	-	180.24	=	0.81	253	623	291	737
18	01/20/26	181	31	193	174	186	553	646	8700	48	181.25	-	181.04	=	0.21	253	623	291	737
19	01/27/26	181	31	178	191	153	522	615	9222	51	180.82	-	181.25	=	-0.43	253	623	291	737
20	02/03/26	180	32	182	198	256	636	732	9858	54	182.56	-	180.82	=	1.73	256	636	291	737
21	02/10/26	182	30	200	234	178	612	702	10470	57	183.68	-	182.56	=	1.13	256	636	291	737
22	02/17/26	183	29	a183	a183	a183	549	636	10470	57	183.68	-	183.68	=	0.00	256	636	291	737
23	02/24/26	183	29	151	200	184	535	622	11005	60	183.42	-	183.68	=	-0.27	256	636	291	737
24	03/03/26	183	29	159	178	193	530	617	11535	63	183.10	-	183.42	=	-0.32	256	636	291	737
25	03/10/26	183	29	202	188	173	563	650	12098	66	183.30	-	183.10	=	0.21	256	636	291	737
26	03/17/26	183	29	217	225	204	646	733	12744	69	184.70	-	183.30	=	1.39	256	646	291	737
27	03/24/26	184	28	183	216	169	568	652	13312	72	184.89	-	184.70	=	0.19	256	646	291	737
28	03/31/26	184	28	151	221	215	587	671	13899	75	185.32	-	184.89	=	0.43	256	646	291	737

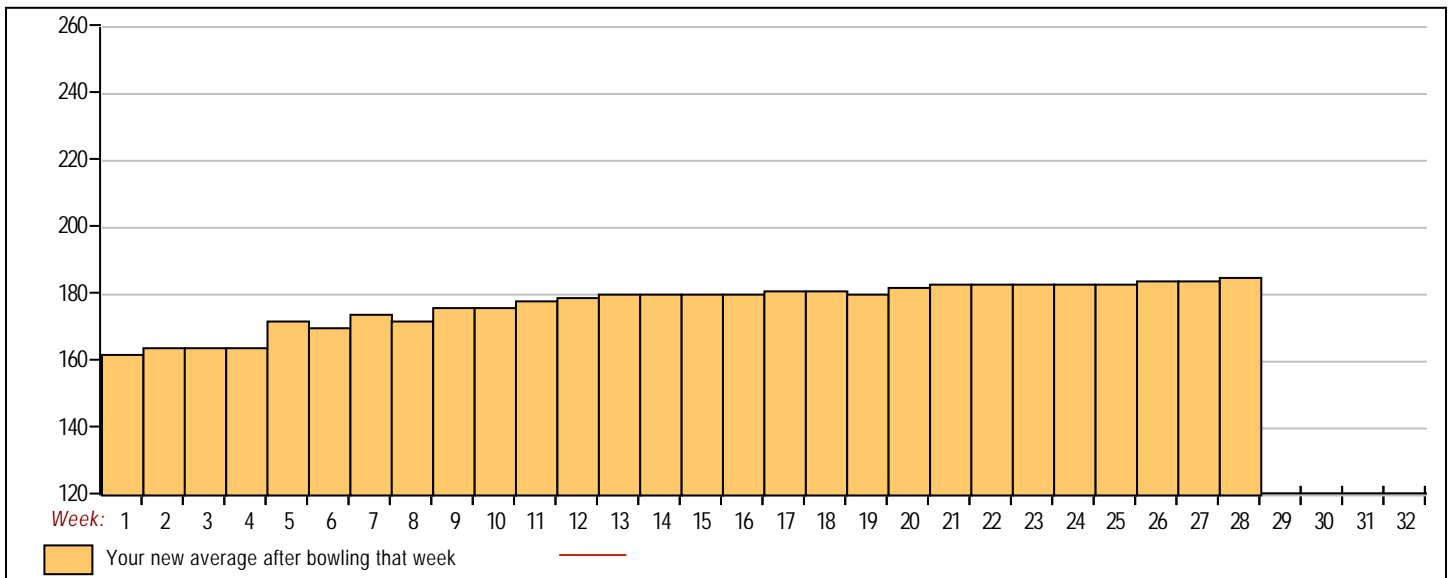


<100	100's	125's	150's	175's	200's	225's	250's	275's	300's
	1	4	23	24	17	4	2		
<400	400's	450's	500's	550's	600's	650's	700's	750's	800's
		5	5	11	4				

Avg of Game 1	Avg of Game 2	Avg of Game 3
177.16	189.68	189.12

High game of 256 on week 20 High series of 646 on week 26 High average of 185.32 after bowling week 28
 Low game of 123 on week 4 Low series of 471 on week 8 Low average of 162.33 after bowling week 1

High Scores by Game
 Game #1: 217 on week 26 Game #2: 245 on week 5 Game #3: 256 on week 20



Note: This report includes information through March 31 which is Week 28 of 32

Brandon Yung's Bowling Record - Team 14: Team 14

Week No.	Bowling Date	Old Avg	Old HDCP	-1-	-2-	-3-	Total	HDCP Total	Pins	Gms	---Average Change---			High Game	High Sers	HDCP Game	HDCP Sers		
											New	Old	---> +/-						
1	09/02/25	bk204	0				0	0	0	0		-	0.00	=	0.00	0	0		
2	09/09/25	bk204	12	172	232	196	600	636	600	3	200.00	-	0.00	=	200.00	232	600	244	636
3	09/16/25	bk204	12	175	144	171	490	526	1090	6	181.67	-	200.00	=	-18.33	232	600	244	636
4	09/23/25	bk204	12	185	245	190	620	656	1710	9	190.00	-	181.67	=	8.33	245	620	257	656
5	09/30/25	194	20	194	221	218	633	693	2343	12	195.25	-	190.00	=	5.25	245	633	257	693
6	10/14/25	195	20	194	157	238	589	649	2932	15	195.47	-	195.25	=	0.22	245	633	258	693
7	10/21/25	195	20	169	194	212	575	635	3507	18	194.83	-	195.47	=	-0.63	245	633	258	693
8	10/28/25	194	20	214	192	226	632	692	4139	21	197.10	-	194.83	=	2.26	245	633	258	693
9	11/04/25	197	18	157	200	233	590	644	4729	24	197.04	-	197.10	=	-0.05	245	633	258	693
10	11/11/25	197	18	180	202	193	575	629	5304	27	196.44	-	197.04	=	-0.60	245	633	258	693
11	11/18/25	196	19	193	226	202	621	678	5925	30	197.50	-	196.44	=	1.06	245	633	258	693
12	11/25/25	197	18	225	226	233	684	738	6609	33	200.27	-	197.50	=	2.77	245	684	258	738
13	12/02/25	200	16	236	159	210	605	653	7214	36	200.39	-	200.27	=	0.12	245	684	258	738
14	12/09/25	200	16	209	205	243	657	705	7871	39	201.82	-	200.39	=	1.43	245	684	259	738
15	12/16/25	201	15	185	211	190	586	631	8457	42	201.36	-	201.82	=	-0.46	245	684	259	738
16	01/06/26	201	15	211	224	217	652	697	9109	45	202.42	-	201.36	=	1.07	245	684	259	738

End of 1st split

17	01/13/26	202	14	213	245	235	693	735	9802	48	204.21	-	202.42	=	1.79	245	693	259	738
18	01/20/26	204	12	205	213	173	591	627	10393	51	203.78	-	204.21	=	-0.42	245	693	259	738
19	01/27/26	203	13	197	193	204	594	633	10987	54	203.46	-	203.78	=	-0.32	245	693	259	738
20	02/03/26	203	0				0	0	10987	54	203.46	-	203.46	=	0.00	245	693	259	738
21	02/10/26	203	13	223	245	227	695	734	11682	57	204.95	-	203.46	=	1.48	245	695	259	738
22	02/17/26	204	12	244	193	223	660	696	12342	60	205.70	-	204.95	=	0.75	245	695	259	738
23	02/24/26	205	12	164	224	265	653	689	12995	63	206.27	-	205.70	=	0.57	265	695	277	738
24	03/03/26	206	0				0	0	12995	63	206.27	-	206.27	=	0.00	265	695	277	738
25	03/10/26	206	0				0	0	12995	63	206.27	-	206.27	=	0.00	265	695	277	738
26	03/17/26	206	11	226	212	214	652	685	13647	66	206.77	-	206.27	=	0.50	265	695	277	738
27	03/24/26	206	11	182	202	215	599	632	14246	69	206.46	-	206.77	=	-0.31	265	695	277	738
28	03/31/26	206	11	226	234	258	718	751	14964	72	207.83	-	206.46	=	1.37	265	718	277	751

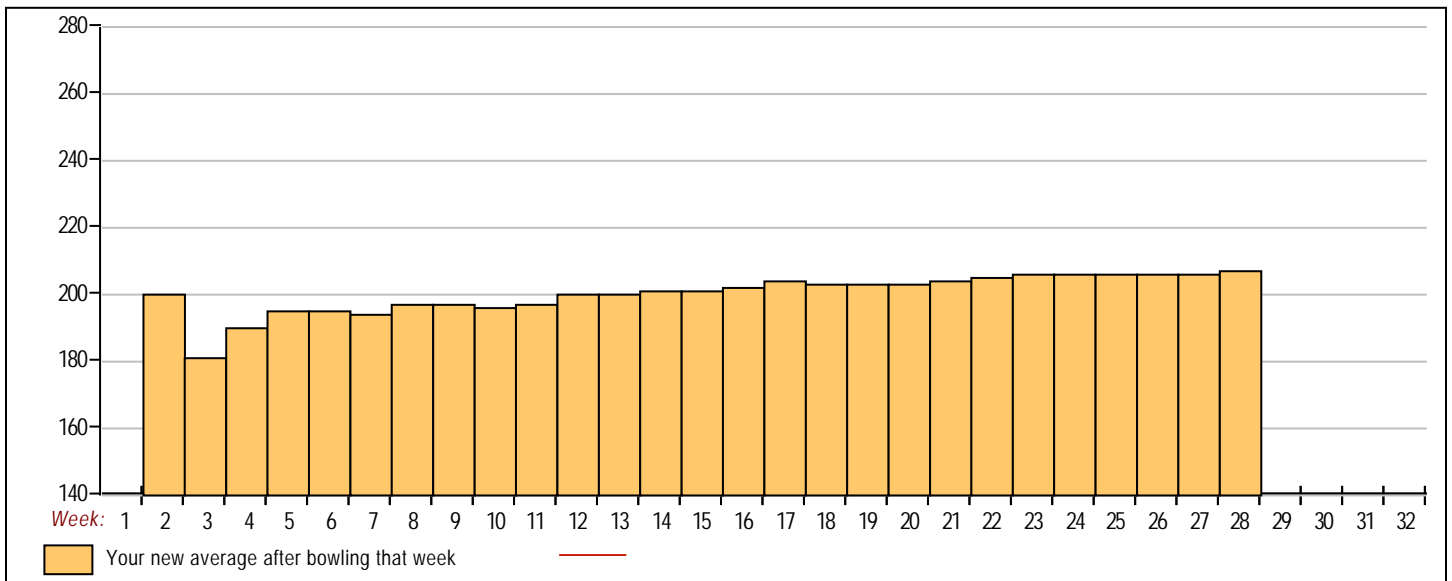


<u><100</u>	<u>100's</u>	<u>125's</u>	<u>150's</u>	<u>175's</u>	<u>200's</u>	<u>225's</u>	<u>250's</u>	<u>275's</u>	<u>300's</u>
		1	8	17	25	19	2		
<u><400</u>	<u>400's</u>	<u>450's</u>	<u>500's</u>	<u>550's</u>	<u>600's</u>	<u>650's</u>	<u>700's</u>	<u>750's</u>	<u>800's</u>
		1		8	6	8	1		

Avg of Game 1	Avg of Game 2	Avg of Game 3
199.13	208.29	216.08

High game of 265 on week 23 High series of 718 on week 28 High average of 207.83 after bowling week 28
 Low game of 144 on week 3 Low series of 490 on week 3 Low average of 181.67 after bowling week 3

High Scores by Game
 Game #1: 244 on week 22 Game #2: 245 on week 4 Game #3: 265 on week 23



Note: This report includes information through March 31 which is Week 28 of 32

Tylon Leung's Bowling Record - Team 14: Team 14

Week No.	Bowling Date	Old Avg	Old HDCP	HDCP			Total	HDCP Total	Pins	Gms	---Average Change---			High Game	High Sers	HDCP Game	HDCP Sers		
				-1-	-2-	-3-					New	Old	---> +/-						
1	09/02/25	bk202	0				0	0	0	0	-	0.00	=	0.00	0	0			
2	09/09/25	bk202	0				0	0	0	0	-	0.00	=	0.00	0	0			
3	09/16/25	bk202	14	167	150	183	500	542	500	3	166.67	-	0.00	=	166.67	183	500	197	542
4	09/23/25	bk202	0				0	0	500	3	166.67	-	166.67	=	0.00	183	500	197	542
5	09/30/25	bk202	0				0	0	500	3	166.67	-	166.67	=	0.00	183	500	197	542
6	10/14/25	bk202	0				0	0	500	3	166.67	-	166.67	=	0.00	183	500	197	542
7	10/21/25	bk202	0				0	0	500	3	166.67	-	166.67	=	0.00	183	500	197	542
8	10/28/25	bk202	0				0	0	500	3	166.67	-	166.67	=	0.00	183	500	197	542
9	11/04/25	bk202	14	206	173	184	563	605	1063	6	177.17	-	166.67	=	10.50	206	563	220	605
10	11/11/25	bk202	14	181	188	189	558	600	1621	9	180.11	-	177.17	=	2.94	206	563	220	605
11	11/18/25	192	0				0	0	1621	9	180.11	-	180.11	=	0.00	206	563	220	605
12	11/25/25	192	0				0	0	1621	9	180.11	-	180.11	=	0.00	206	563	220	605
13	12/02/25	192	0				0	0	1621	9	180.11	-	180.11	=	0.00	206	563	220	605
14	12/09/25	192	0				0	0	1621	9	180.11	-	180.11	=	0.00	206	563	220	605
15	12/16/25	192	0				0	0	1621	9	180.11	-	180.11	=	0.00	206	563	220	605
16	01/06/26	192	0				0	0	1621	9	180.11	-	180.11	=	0.00	206	563	220	605

End of 1st split

17	01/13/26	192	0				0	0	1621	9	180.11	-	180.11	=	0.00	206	563	220	605
18	01/20/26	192	0				0	0	1621	9	180.11	-	180.11	=	0.00	206	563	220	605
19	01/27/26	192	0				0	0	1621	9	180.11	-	180.11	=	0.00	206	563	220	605
20	02/03/26	192	0				0	0	1621	9	180.11	-	180.11	=	0.00	206	563	220	605
21	02/10/26	192	0				0	0	1621	9	180.11	-	180.11	=	0.00	206	563	220	605
22	02/17/26	192	22	166	216	182	564	630	2185	12	182.08	-	180.11	=	1.97	216	564	238	630
23	02/24/26	192	0				0	0	2185	12	182.08	-	182.08	=	0.00	216	564	238	630
24	03/03/26	192	22	224	163	214	601	667	2786	15	185.73	-	182.08	=	3.65	224	601	246	667
25	03/10/26	192	22	a192	a192	a192	576	642	2786	15	185.73	-	185.73	=	0.00	224	601	246	667
26	03/17/26	192	0				0	0	2786	15	185.73	-	185.73	=	0.00	224	601	246	667
27	03/24/26	192	0				0	0	2786	15	185.73	-	185.73	=	0.00	224	601	246	667
28	03/31/26	192	22	182	192	182	556	622	3342	18	185.67	-	185.73	=	-0.07	224	601	246	667

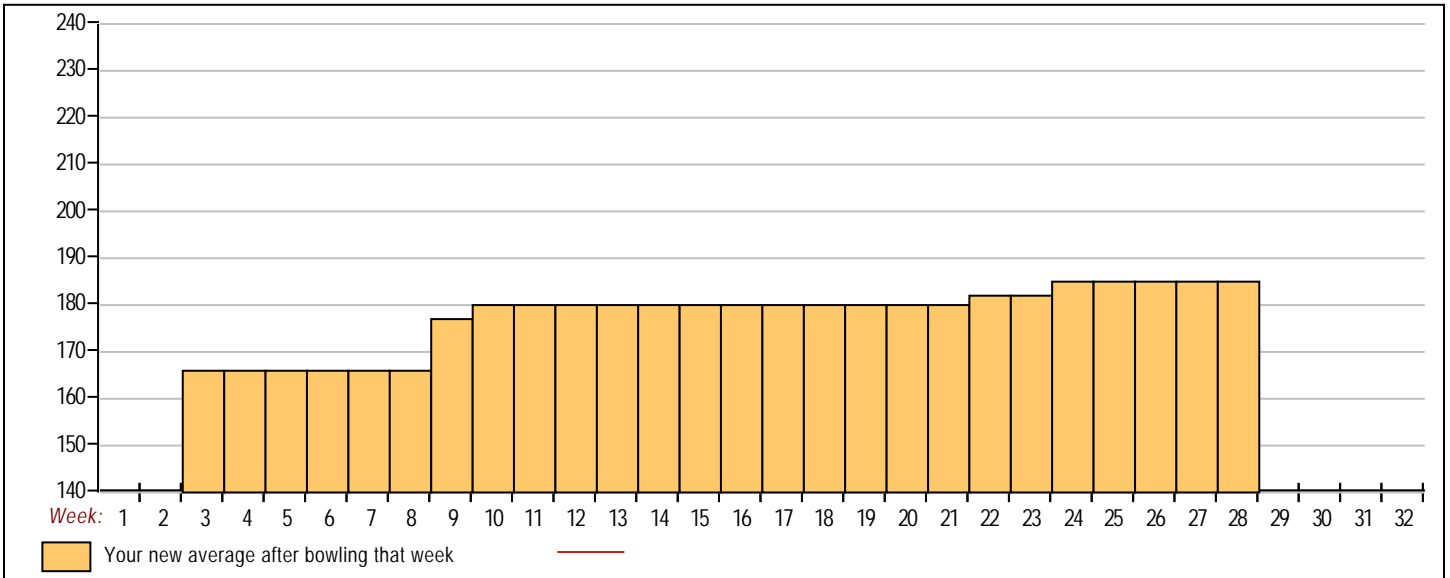


<u><100</u>	<u>100's</u>	<u>125's</u>	<u>150's</u>	<u>175's</u>	<u>200's</u>	<u>225's</u>	<u>250's</u>	<u>275's</u>	<u>300's</u>
			5	9	4				
<u><400</u>	<u>400's</u>	<u>450's</u>	<u>500's</u>	<u>550's</u>	<u>600's</u>	<u>650's</u>	<u>700's</u>	<u>750's</u>	<u>800's</u>
			1	4	1				

<u>Avg of Game 1</u>	<u>Avg of Game 2</u>	<u>Avg of Game 3</u>
187.67	180.33	189.00

High game of 224 on week 24 High series of 601 on week 24 High average of 185.73 after bowling week 24
 Low game of 150 on week 3 Low series of 500 on week 3 Low average of 166.67 after bowling week 3

High Scores by Game
 Game #1: 224 on week 24 Game #2: 216 on week 22 Game #3: 214 on week 24



Note: This report includes information through March 31 which is Week 28 of 32

Kory Hui's Bowling Record - Team 14: Team 14

Week No.	Bowling Date	Old Avg	Old HDCP	HDCP			Total	HDCP Total	Pins	Gms	---Average Change---			High Game	High Sers	HDCP Game	HDCP Sers		
				-1-	-2-	-3-					New	Old	---> +/-						
1	09/02/25	bk196	0				0	0	0	0	-	0.00	=	0.00	0	0			
2	09/09/25	bk196	19	175	185	204	564	621	564	3	188.00	-	0.00	=	188.00	204	564	223	621
3	09/16/25	bk196	0				0	0	564	3	188.00	-	188.00	=	0.00	204	564	223	621
4	09/23/25	bk196	19	206	195	180	581	638	1145	6	190.83	-	188.00	=	2.83	206	581	225	638
5	09/30/25	bk196	19	195	236	212	643	700	1788	9	198.67	-	190.83	=	7.83	236	643	255	700
6	10/14/25	198	17	198	225	205	628	679	2416	12	201.33	-	198.67	=	2.67	236	643	255	700
7	10/21/25	201	0				0	0	2416	12	201.33	-	201.33	=	0.00	236	643	255	700
8	10/28/25	201	0				0	0	2416	12	201.33	-	201.33	=	0.00	236	643	255	700
9	11/04/25	201	0				0	0	2416	12	201.33	-	201.33	=	0.00	236	643	255	700
10	11/11/25	201	0				0	0	2416	12	201.33	-	201.33	=	0.00	236	643	255	700
11	11/18/25	201	0				0	0	2416	12	201.33	-	201.33	=	0.00	236	643	255	700
12	11/25/25	201	15	198	221	192	611	656	3027	15	201.80	-	201.33	=	0.47	236	643	255	700
13	12/02/25	201	15	201	223	255	679	724	3706	18	205.89	-	201.80	=	4.09	255	679	270	724
14	12/09/25	205	12	190	258	228	676	712	4382	21	208.67	-	205.89	=	2.78	258	679	270	724
15	12/16/25	208	9	188	187	216	591	618	4973	24	207.21	-	208.67	=	-1.46	258	679	270	724
16	01/06/26	207	10	211	239	219	669	699	5642	27	208.96	-	207.21	=	1.75	258	679	270	724

End of 1st split

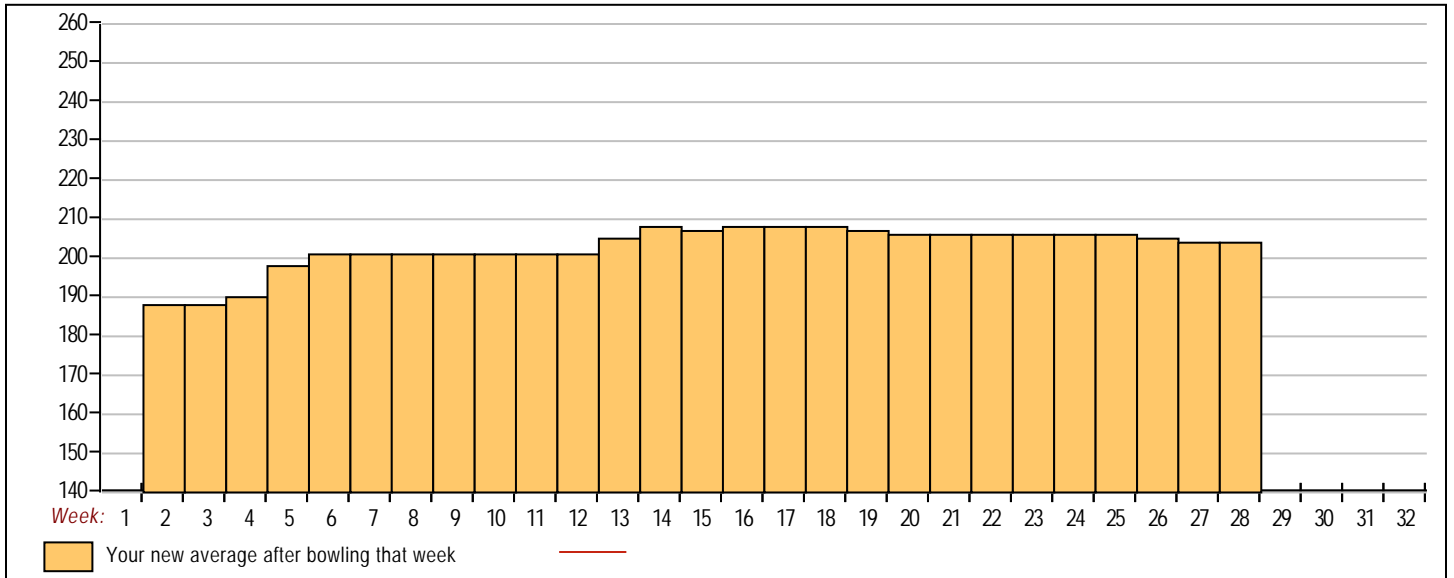
17	01/13/26	208	9	205	188	215	608	635	6250	30	208.33	-	208.96	=	-0.63	258	679	270	724
18	01/20/26	208	9	214	189	223	626	653	6876	33	208.36	-	208.33	=	0.03	258	679	270	724
19	01/27/26	208	9	239	226	145	610	637	7486	36	207.94	-	208.36	=	-0.42	258	679	270	724
20	02/03/26	207	10	181	173	202	556	586	8042	39	206.21	-	207.94	=	-1.74	258	679	270	724
21	02/10/26	206	0				0	0	8042	39	206.21	-	206.21	=	0.00	258	679	270	724
22	02/17/26	206	0				0	0	8042	39	206.21	-	206.21	=	0.00	258	679	270	724
23	02/24/26	206	0				0	0	8042	39	206.21	-	206.21	=	0.00	258	679	270	724
24	03/03/26	206	11	a206	a206	a206	618	651	8042	39	206.21	-	206.21	=	0.00	258	679	270	724
25	03/10/26	206	11	a206	a206	a206	618	651	8042	39	206.21	-	206.21	=	0.00	258	679	270	724
26	03/17/26	206	11	162	168	247	577	610	8619	42	205.21	-	206.21	=	-0.99	258	679	270	724
27	03/24/26	205	12	222	200	167	589	625	9208	45	204.62	-	205.21	=	-0.59	258	679	270	724
28	03/31/26	204	12				0	0	9208	45	204.62	-	204.62	=	0.00	258	679	270	724

<100	100's	125's	150's	175's	200's	225's	250's	275's	300's
		1	4	14	17	7	2		
<400	400's	450's	500's	550's	600's	650's	700's	750's	800's
				6	6	3			

Avg of Game 1	Avg of Game 2	Avg of Game 3
199.00	207.53	207.33

High game of 258 on week 14 High series of 679 on week 13 High average of 208.96 after bowling week 16
 Low game of 145 on week 19 Low series of 556 on week 20 Low average of 188.00 after bowling week 2

High Scores by Game
 Game #1: 239 on week 19 Game #2: 258 on week 14 Game #3: 255 on week 13



Note: This report includes information through March 31 which is Week 28 of 32

Harry Kwong's Bowling Record - Team 14: Team 14

Week No.	Bowling Date	Old Avg	Old HDCP	-			Total	HDCP Total	Pins	Gms	---Average Change---			High Game	High Sers	HDCP Game	HDCP Sers		
				-1-	-2-	-3-					New	Old	---> +/-						
1	09/02/25	bk192	22	180	169	170	519	585	519	3	173.00	-	0.00	=	173.00	180	519	202	585
2	09/09/25	bk192	0				0	0	519	3	173.00	-	173.00	=	0.00	180	519	202	585
3	09/16/25	bk192	0				0	0	519	3	173.00	-	173.00	=	0.00	180	519	202	585
4	09/23/25	bk192	0				0	0	519	3	173.00	-	173.00	=	0.00	180	519	202	585
5	09/30/25	bk192	0				0	0	519	3	173.00	-	173.00	=	0.00	180	519	202	585
6	10/14/25	bk192	0				0	0	519	3	173.00	-	173.00	=	0.00	180	519	202	585
7	10/21/25	bk192	22	205	299	245	749	815	1268	6	211.33	-	173.00	=	38.33	299	749	321	815
8	10/28/25	bk192	22	171	200	141	512	578	1780	9	197.78	-	211.33	=	-13.56	299	749	321	815
9	11/04/25	197	0				0	0	1780	9	197.78	-	197.78	=	0.00	299	749	321	815
10	11/11/25	197	18	a197	a197	a197	591	645	1780	9	197.78	-	197.78	=	0.00	299	749	321	815
11	11/18/25	197	18	222	173	184	579	633	2359	12	196.58	-	197.78	=	-1.19	299	749	321	815
12	11/25/25	196	0				0	0	2359	12	196.58	-	196.58	=	0.00	299	749	321	815
13	12/02/25	196	0				0	0	2359	12	196.58	-	196.58	=	0.00	299	749	321	815
14	12/09/25	196	0				0	0	2359	12	196.58	-	196.58	=	0.00	299	749	321	815
15	12/16/25	196	0				0	0	2359	12	196.58	-	196.58	=	0.00	299	749	321	815
16	01/06/26	196	0				0	0	2359	12	196.58	-	196.58	=	0.00	299	749	321	815

End of 1st split

17	01/13/26	196	0				0	0	2359	12	196.58	-	196.58	=	0.00	299	749	321	815
18	01/20/26	196	0				0	0	2359	12	196.58	-	196.58	=	0.00	299	749	321	815
19	01/27/26	196	0				0	0	2359	12	196.58	-	196.58	=	0.00	299	749	321	815
20	02/03/26	196	19	234	201	209	644	701	3003	15	200.20	-	196.58	=	3.62	299	749	321	815
21	02/10/26	200	16	169	207	167	543	591	3546	18	197.00	-	200.20	=	-3.20	299	749	321	815
22	02/17/26	197	0				0	0	3546	18	197.00	-	197.00	=	0.00	299	749	321	815
23	02/24/26	197	18	160	170	158	488	542	4034	21	192.10	-	197.00	=	-4.90	299	749	321	815
24	03/03/26	192	0				0	0	4034	21	192.10	-	192.10	=	0.00	299	749	321	815
25	03/10/26	192	0				0	0	4034	21	192.10	-	192.10	=	0.00	299	749	321	815
26	03/17/26	192	0				0	0	4034	21	192.10	-	192.10	=	0.00	299	749	321	815
27	03/24/26	192	0				0	0	4034	21	192.10	-	192.10	=	0.00	299	749	321	815
28	03/31/26	192	22				0	0	4034	21	192.10	-	192.10	=	0.00	299	749	321	815



<u><100</u>	<u>100's</u>	<u>125's</u>	<u>150's</u>	<u>175's</u>	<u>200's</u>	<u>225's</u>	<u>250's</u>	<u>275's</u>	<u>300's</u>
		1	9	2	6	2		1	
<u><400</u>	<u>400's</u>	<u>450's</u>	<u>500's</u>	<u>550's</u>	<u>600's</u>	<u>650's</u>	<u>700's</u>	<u>750's</u>	<u>800's</u>
		1	3	1	1		1		

<u>Avg of Game 1</u>	<u>Avg of Game 2</u>	<u>Avg of Game 3</u>
191.57	202.71	182.00

High game of 299 on week 7 High series of 749 on week 7 High average of 211.33 after bowling week 7
 Low game of 141 on week 8 Low series of 488 on week 23 Low average of 173.00 after bowling week 1

High Scores by Game
 Game #1: 234 on week 20 Game #2: 299 on week 7 Game #3: 245 on week 7

