

Note: This report includes information through April 14 which is Week 30 of 32

**Thomas Woo's Bowling Record - Team 12: Fraternity of Bowlers**

Week No.	Bowling Date	Old Avg	Old HDCP	-			Total	HDCP Total	Pins	Gms	---Average Change---			High Game	High Sers	HDCP Game	HDCP Sers		
				-1-	-2-	-3-					New	Old	---> +/-						
1	09/02/25	bk186	0				0	0	0	0	-	0.00	=	0.00	0	0			
2	09/09/25	bk186	0				0	0	0	0	-	0.00	=	0.00	0	0			
3	09/16/25	bk186	0				0	0	0	0	-	0.00	=	0.00	0	0			
4	09/23/25	bk186	0				0	0	0	0	-	0.00	=	0.00	0	0			
5	09/30/25	bk186	0				0	0	0	0	-	0.00	=	0.00	0	0			
6	10/14/25	bk186	27	184	152	166	502	583	502	3	167.33	-	0.00	=	167.33	184	502	211	583
7	10/21/25	bk186	27	153	216	178	547	628	1049	6	174.83	-	167.33	=	7.50	216	547	243	628
8	10/28/25	bk186	27	179	156	226	561	642	1610	9	178.89	-	174.83	=	4.06	226	561	253	642
9	11/04/25	178	0				0	0	1610	9	178.89	-	178.89	=	0.00	226	561	253	642
10	11/11/25	178	0				0	0	1610	9	178.89	-	178.89	=	0.00	226	561	253	642
11	11/18/25	178	0				0	0	1610	9	178.89	-	178.89	=	0.00	226	561	253	642
12	11/25/25	178	0				0	0	1610	9	178.89	-	178.89	=	0.00	226	561	253	642
13	12/02/25	178	33	200	176	215	591	690	2201	12	183.42	-	178.89	=	4.53	226	591	253	690
14	12/09/25	183	29	225	149	200	574	661	2775	15	185.00	-	183.42	=	1.58	226	591	254	690
15	12/16/25	185	0				0	0	2775	15	185.00	-	185.00	=	0.00	226	591	254	690
16	01/06/26	185	0				0	0	2775	15	185.00	-	185.00	=	0.00	226	591	254	690

**End of 1st split**

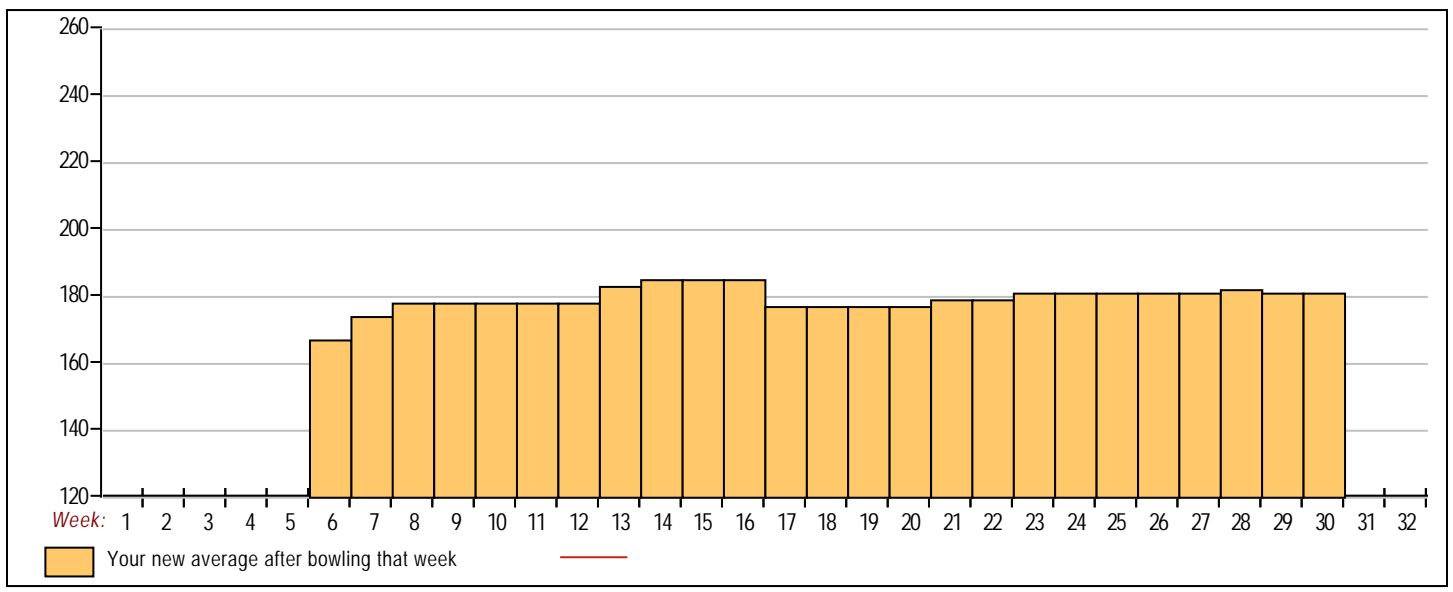
17	01/13/26	185	28	124	158	145	427	511	3202	18	177.89	-	185.00	=	-7.11	226	591	254	690
18	01/20/26	177	0				0	0	3202	18	177.89	-	177.89	=	0.00	226	591	254	690
19	01/27/26	177	0				0	0	3202	18	177.89	-	177.89	=	0.00	226	591	254	690
20	02/03/26	177	0				0	0	3202	18	177.89	-	177.89	=	0.00	226	591	254	690
21	02/10/26	177	34	197	173	204	574	676	3776	21	179.81	-	177.89	=	1.92	226	591	254	690
22	02/17/26	179	32	211	179	153	543	639	4319	24	179.96	-	179.81	=	0.15	226	591	254	690
23	02/24/26	179	32	248	151	172	571	667	4890	27	181.11	-	179.96	=	1.15	248	591	280	690
24	03/03/26	181	31	202	167	174	543	636	5433	30	181.10	-	181.11	=	-0.01	248	591	280	690
25	03/10/26	181	0				0	0	5433	30	181.10	-	181.10	=	0.00	248	591	280	690
26	03/17/26	181	0				0	0	5433	30	181.10	-	181.10	=	0.00	248	591	280	690
27	03/24/26	181	31	190	175	191	556	649	5989	33	181.48	-	181.10	=	0.38	248	591	280	690
28	03/31/26	181	31	196	174	195	565	658	6554	36	182.06	-	181.48	=	0.57	248	591	280	690
29	04/07/26	182	30	185	206	142	533	623	7087	39	181.72	-	182.06	=	-0.34	248	591	280	690
30	04/14/26	181	31	171	173	189	533	626	7620	42	181.43	-	181.72	=	-0.29	248	591	280	690

<100	100's	125's	150's	175's	200's	225's	250's	275's	300's
	1	3	14	13	8	3			
<400	400's	450's	500's	550's	600's	650's	700's	750's	800's
	1		6	7					

Avg of Game 1	Avg of Game 2	Avg of Game 3
190.36	171.79	182.14

High game of 248 on week 23      High series of 591 on week 13      High average of 185.00 after bowling week 14  
 Low game of 124 on week 17      Low series of 427 on week 17      Low average of 167.33 after bowling week 6

High Scores by Game  
 Game #1: 248 on week 23    Game #2: 216 on week 7    Game #3: 226 on week 8



Note: This report includes information through April 14 which is Week 30 of 32

**Tony Tam's Bowling Record - Team 12: Fraternity of Bowlers**

Week No.	Bowling Date	Old Avg	Old HDCP	-			Total	HDCP Total	Pins	Gms	---Average Change---			High Game	High Sers	HDCP Game	HDCP Sers		
				-1-	-2-	-3-					New	Old	---> +/-						
1	09/02/25	bk184	28	170	166	143	479	563	479	3	159.67	-	0.00	=	159.67	170	479	198	563
2	09/09/25	bk184	28	203	177	199	579	663	1058	6	176.33	-	159.67	=	16.67	203	579	231	663
3	09/16/25	bk184	28	232	186	128	546	630	1604	9	178.22	-	176.33	=	1.89	232	579	260	663
4	09/23/25	178	33	186	180	237	603	702	2207	12	183.92	-	178.22	=	5.69	237	603	270	702
5	09/30/25	183	29	167	151	136	454	541	2661	15	177.40	-	183.92	=	-6.52	237	603	270	702
6	10/14/25	177	34	144	110	215	469	571	3130	18	173.89	-	177.40	=	-3.51	237	603	270	702
7	10/21/25	174	36	224	179	194	597	705	3727	21	177.48	-	173.89	=	3.59	237	603	270	705
8	10/28/25	177	34	169	204	210	583	685	4310	24	179.58	-	177.48	=	2.11	237	603	270	705
9	11/04/25	179	32	176	180	205	561	657	4871	27	180.41	-	179.58	=	0.82	237	603	270	705
10	11/11/25	180	32	170	170	257	597	693	5468	30	182.27	-	180.41	=	1.86	257	603	289	705
11	11/18/25	182	0				0	0	5468	30	182.27	-	182.27	=	0.00	257	603	289	705
12	11/25/25	182	30	179	185	184	548	638	6016	33	182.30	-	182.27	=	0.04	257	603	289	705
13	12/02/25	182	0				0	0	6016	33	182.30	-	182.30	=	0.00	257	603	289	705
14	12/09/25	182	30	170	192	186	548	638	6564	36	182.33	-	182.30	=	0.03	257	603	289	705
15	12/16/25	182	30	166	204	195	565	655	7129	39	182.79	-	182.33	=	0.46	257	603	289	705
16	01/06/26	182	30	212	146	139	497	587	7626	42	181.57	-	182.79	=	-1.22	257	603	289	705

**End of 1st split**

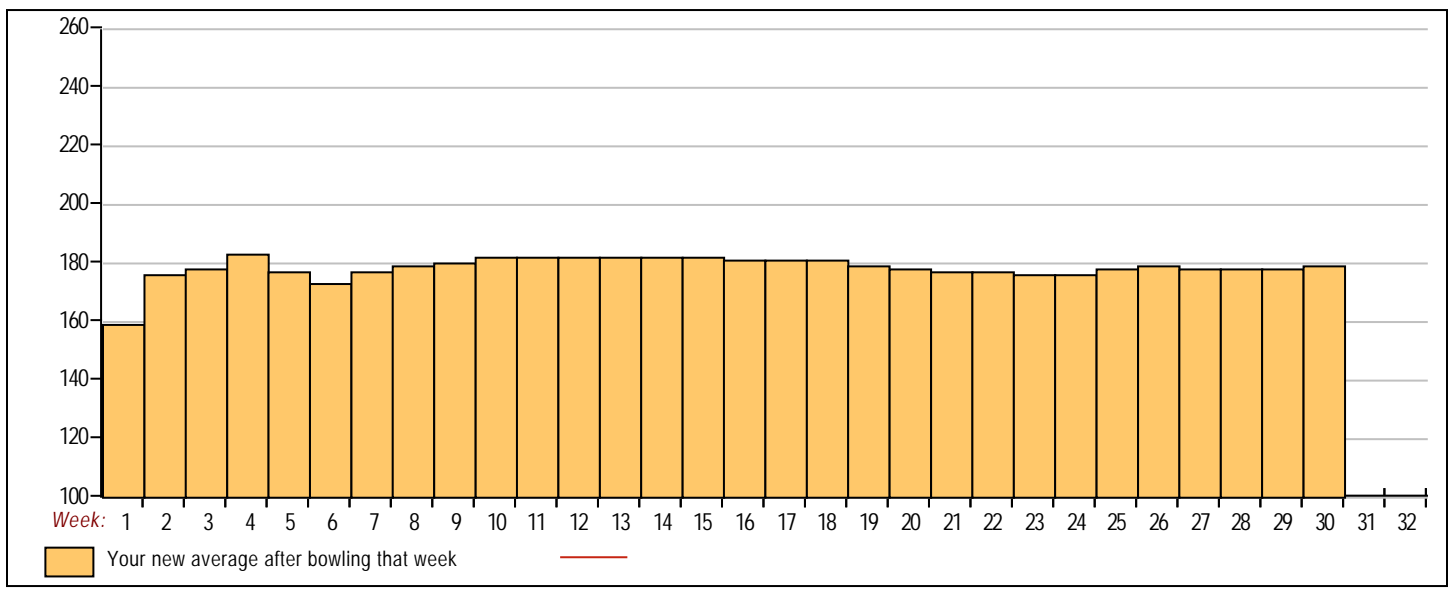
17	01/13/26	181	31	203	181	166	550	643	8176	45	181.69	-	181.57	=	0.12	257	603	289	705
18	01/20/26	181	31	168	179	167	514	607	8690	48	181.04	-	181.69	=	-0.65	257	603	289	705
19	01/27/26	181	31	138	174	161	473	566	9163	51	179.67	-	181.04	=	-1.37	257	603	289	705
20	02/03/26	179	32	133	182	159	474	570	9637	54	178.46	-	179.67	=	-1.20	257	603	289	705
21	02/10/26	178	33	156	166	157	479	578	10116	57	177.47	-	178.46	=	-0.99	257	603	289	705
22	02/17/26	177	0				0	0	10116	57	177.47	-	177.47	=	0.00	257	603	289	705
23	02/24/26	177	34	189	138	151	478	580	10594	60	176.57	-	177.47	=	-0.91	257	603	289	705
24	03/03/26	176	35	184	161	208	553	658	11147	63	176.94	-	176.57	=	0.37	257	603	289	705
25	03/10/26	176	35	200	258	200	658	763	11805	66	178.86	-	176.94	=	1.93	258	658	293	763
26	03/17/26	178	33	158	218	202	578	677	12383	69	179.46	-	178.86	=	0.60	258	658	293	763
27	03/24/26	179	32	137	209	158	504	600	12887	72	178.99	-	179.46	=	-0.48	258	658	293	763
28	03/31/26	178	0				0	0	12887	72	178.99	-	178.99	=	0.00	258	658	293	763
29	04/07/26	178	0				0	0	12887	72	178.99	-	178.99	=	0.00	258	658	293	763
30	04/14/26	178	33	182	187	202	571	670	13458	75	179.44	-	178.99	=	0.45	258	658	293	763

<100	100's	125's	150's	175's	200's	225's	250's	275's	300's
	1	10	22	22	16	2	2		
<400	400's	450's	500's	550's	600's	650's	700's	750's	800's
		8	5	10	1	1			

Avg of Game 1	Avg of Game 2	Avg of Game 3
176.64	179.32	182.36

High game of 258 on week 25      High series of 658 on week 25      High average of 183.92 after bowling week 4  
 Low game of 110 on week 6      Low series of 454 on week 5      Low average of 159.67 after bowling week 1

High Scores by Game  
 Game #1: 232 on week 3    Game #2: 258 on week 25    Game #3: 257 on week 10



Note: This report includes information through April 14 which is Week 30 of 32

**Tuan Le's Bowling Record - Team 12: Fraternity of Bowlers**

Week No.	Bowling Date	Old Avg	Old HDCP	-			Total	HDCP Total	Pins	Gms	---Average Change---			High Game	High Sers	HDCP Game	HDCP Sers		
				-1-	-2-	-3-					New	Old	---> +/-						
1	09/02/25	bk184	28	194	177	204	575	659	575	3	191.67	-	0.00	=	191.67	204	575	232	659
2	09/09/25	bk184	0				0	0	575	3	191.67	-	191.67	=	0.00	204	575	232	659
3	09/16/25	bk184	28	221	173	158	552	636	1127	6	187.83	-	191.67	=	-3.83	221	575	249	659
4	09/23/25	bk184	28	137	183	186	506	590	1633	9	181.44	-	187.83	=	-6.39	221	575	249	659
5	09/30/25	181	31	230	195	185	610	703	2243	12	186.92	-	181.44	=	5.47	230	610	261	703
6	10/14/25	186	27	177	176	175	528	609	2771	15	184.73	-	186.92	=	-2.18	230	610	261	703
7	10/21/25	184	0				0	0	2771	15	184.73	-	184.73	=	0.00	230	610	261	703
8	10/28/25	184	28	182	190	191	563	647	3334	18	185.22	-	184.73	=	0.49	230	610	261	703
9	11/04/25	185	28	131	160	192	483	567	3817	21	181.76	-	185.22	=	-3.46	230	610	261	703
10	11/11/25	181	0				0	0	3817	21	181.76	-	181.76	=	0.00	230	610	261	703
11	11/18/25	181	31	185	148	171	504	597	4321	24	180.04	-	181.76	=	-1.72	230	610	261	703
12	11/25/25	180	0				0	0	4321	24	180.04	-	180.04	=	0.00	230	610	261	703
13	12/02/25	180	32	127	180	213	520	616	4841	27	179.30	-	180.04	=	-0.75	230	610	261	703
14	12/09/25	179	32	217	182	212	611	707	5452	30	181.73	-	179.30	=	2.44	230	611	261	707
15	12/16/25	181	31	169	164	225	558	651	6010	33	182.12	-	181.73	=	0.39	230	611	261	707
16	01/06/26	182	30	145	137	191	473	563	6483	36	180.08	-	182.12	=	-2.04	230	611	261	707

**End of 1st split**

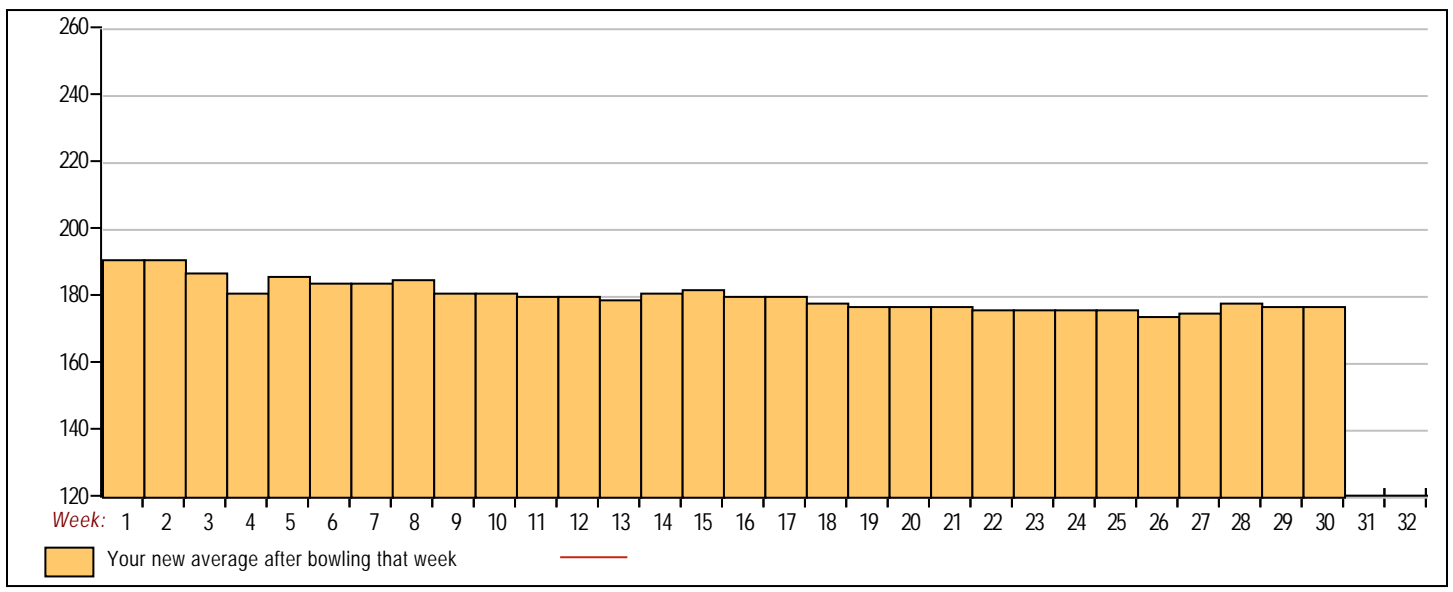
17	01/13/26	180	0				0	0	6483	36	180.08	-	180.08	=	0.00	230	611	261	707
18	01/20/26	180	32	152	185	148	485	581	6968	39	178.67	-	180.08	=	-1.42	230	611	261	707
19	01/27/26	178	33	173	165	157	495	594	7463	42	177.69	-	178.67	=	-0.98	230	611	261	707
20	02/03/26	177	34	a177	a177	a177	531	633	7463	42	177.69	-	177.69	=	0.00	230	611	261	707
21	02/10/26	177	0				0	0	7463	42	177.69	-	177.69	=	0.00	230	611	261	707
22	02/17/26	177	34	127	168	167	462	564	7925	45	176.11	-	177.69	=	-1.58	230	611	261	707
23	02/24/26	176	0				0	0	7925	45	176.11	-	176.11	=	0.00	230	611	261	707
24	03/03/26	176	35	169	171	192	532	637	8457	48	176.19	-	176.11	=	0.08	230	611	261	707
25	03/10/26	176	0				0	0	8457	48	176.19	-	176.19	=	0.00	230	611	261	707
26	03/17/26	176	35	182	137	141	460	565	8917	51	174.84	-	176.19	=	-1.34	230	611	261	707
27	03/24/26	174	36	161	211	192	564	672	9481	54	175.57	-	174.84	=	0.73	230	611	261	707
28	03/31/26	175	36	258	245	185	688	796	10169	57	178.40	-	175.57	=	2.83	258	688	294	796
29	04/07/26	178	33	198	156	151	505	604	10674	60	177.90	-	178.40	=	-0.50	258	688	294	796
30	04/14/26	177	34	182	153	156	491	593	11165	63	177.22	-	177.90	=	-0.68	258	688	294	796

<100	100's	125's	150's	175's	200's	225's	250's	275's	300's
		10	19	24	6	3	1		
<400	400's	450's	500's	550's	600's	650's	700's	750's	800's
		7	6	5	2	1			

Avg of Game 1	Avg of Game 2	Avg of Game 3
177.00	174.10	180.57

High game of 258 on week 28      High series of 688 on week 28      High average of 191.67 after bowling week 1  
 Low game of 127 on week 13      Low series of 460 on week 26      Low average of 174.84 after bowling week 26

High Scores by Game  
 Game #1: 258 on week 28    Game #2: 245 on week 28    Game #3: 225 on week 15



Note: This report includes information through April 14 which is Week 30 of 32

**Son Dinh's Bowling Record - Team 12: Fraternity of Bowlers**

Week No.	Bowling Date	Old Avg	Old HDCP	-1-	-2-	-3-	Total	HDCP Total	Pins	Gms	---Average Change---			High Game	High Sers	HDCP Game	HDCP Sers	
											New	Old	Change +/-					
<b>End of 1st split</b>																		
21	02/10/26	0	0				0	0	0	0	-	0.00	=	0.00	0	0		
22	02/17/26	157	50	115	231	127	473	623	473	3	157.67	-	0.00	=	157.67	231	473	
23	02/24/26	157	0				0	0	473	3	157.67	-	157.67	=	0.00	231	473	
24	03/03/26	157	0				0	0	473	3	157.67	-	157.67	=	0.00	231	473	
25	03/10/26	154	52	152	158	141	451	607	924	6	154.00	-	157.67	=	-3.67	231	473	
26	03/17/26	154	52	157	141	168	466	622	1390	9	154.44	-	154.00	=	0.44	231	473	
27	03/24/26	154	0				0	0	1390	9	154.44	-	154.44	=	0.00	231	473	
28	03/31/26	154	52	177	148	129	454	610	1844	12	153.67	-	154.44	=	-0.78	231	473	229
29	04/07/26	153	53	125	162	190	477	636	2321	15	154.73	-	153.67	=	1.07	231	477	243
30	04/14/26	154	52				0	0	2321	15	154.73	-	154.73	=	0.00	231	477	243



<u>&lt;100</u>	<u>100's</u>	<u>125's</u>	<u>150's</u>	<u>175's</u>	<u>200's</u>	<u>225's</u>	<u>250's</u>	<u>275's</u>	<u>300's</u>
	1	6	5	2		1			
<u>&lt;400</u>	<u>400's</u>	<u>450's</u>	<u>500's</u>	<u>550's</u>	<u>600's</u>	<u>650's</u>	<u>700's</u>	<u>750's</u>	<u>800's</u>
		5							

<u>Avg of Game 1</u>	<u>Avg of Game 2</u>	<u>Avg of Game 3</u>
145.20	168.00	151.00

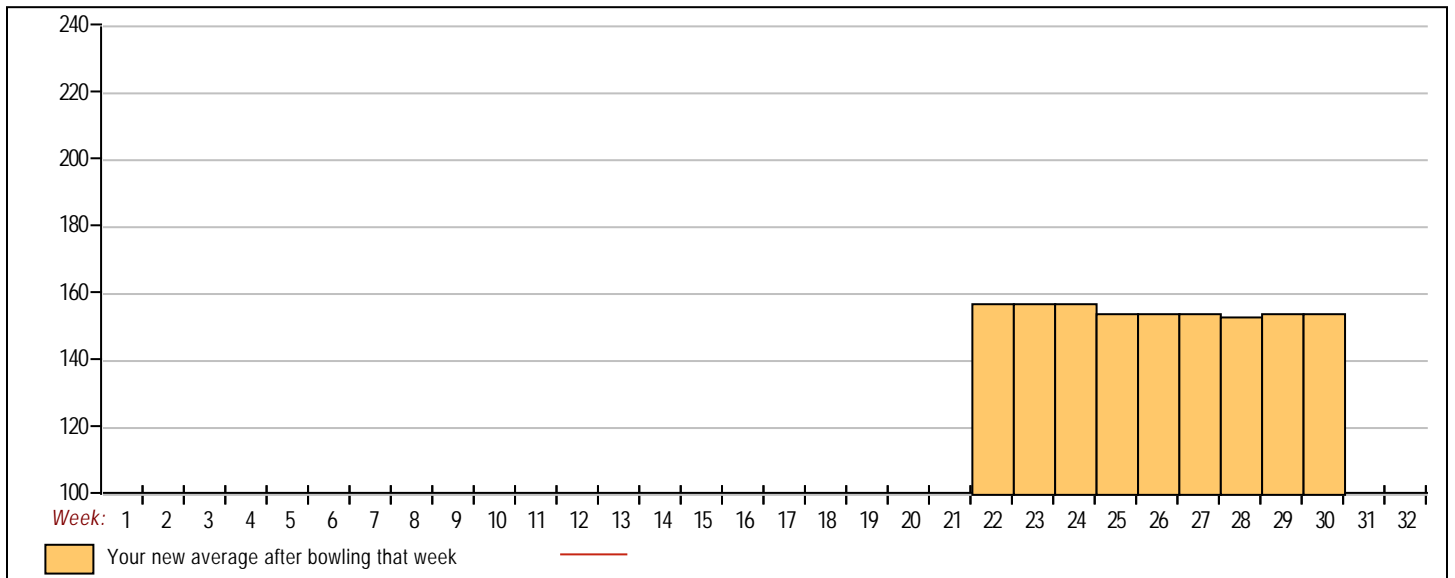
High game of 231 on week 22  
Low game of 115 on week 22

High series of 477 on week 29  
Low series of 451 on week 25

High average of 157.67 after bowling week 22  
Low average of 153.67 after bowling week 28

High Scores by Game

Game #1: 177 on week 28 Game #2: 231 on week 22 Game #3: 190 on week 29



Note: This report includes information through April 14 which is Week 30 of 32

**Ryan Keme's Bowling Record - Team 12: Fraternity of Bowlers**

Week No.	Bowling Date	Old Avg	Old HDCP	-			Total	HDCP Total	Pins	Gms	---Average Change---			High Game	High Sers	HDCP Game	HDCP Sers		
				-1-	-2-	-3-					New	Old	---> +/-						
1	09/02/25	bk150	0				0	0	0	0	-	0.00	=	0.00	0	0			
2	09/09/25	bk150	56	163	117	135	415	583	415	3	138.33	-	0.00	=	138.33	163	415	219	583
3	09/16/25	bk150	0				0	0	415	3	138.33	-	138.33	=	0.00	163	415	219	583
4	09/23/25	bk150	0				0	0	415	3	138.33	-	138.33	=	0.00	163	415	219	583
5	09/30/25	bk150	0				0	0	415	3	138.33	-	138.33	=	0.00	163	415	219	583
6	10/14/25	bk150	0				0	0	415	3	138.33	-	138.33	=	0.00	163	415	219	583
7	10/21/25	bk150	0				0	0	415	3	138.33	-	138.33	=	0.00	163	415	219	583
8	10/28/25	bk150	0				0	0	415	3	138.33	-	138.33	=	0.00	163	415	219	583
9	11/04/25	bk150	56	140	187	140	467	635	882	6	147.00	-	138.33	=	8.67	187	467	243	635
10	11/11/25	bk150	56	160	161	108	429	597	1311	9	145.67	-	147.00	=	-1.33	187	467	243	635
11	11/18/25	145	60	124	155	135	414	594	1725	12	143.75	-	145.67	=	-1.92	187	467	243	635
12	11/25/25	143	0				0	0	1725	12	143.75	-	143.75	=	0.00	187	467	243	635
13	12/02/25	143	0				0	0	1725	12	143.75	-	143.75	=	0.00	187	467	243	635
14	12/09/25	143	0				0	0	1725	12	143.75	-	143.75	=	0.00	187	467	243	635
15	12/16/25	143	61	112	170	153	435	618	2160	15	144.00	-	143.75	=	0.25	187	467	243	635
16	01/06/26	144	60	a144	a144	a144	432	612	2160	15	144.00	-	144.00	=	0.00	187	467	243	635

**End of 1st split**

17	01/13/26	144	60	143	152	149	444	624	2604	18	144.67	-	144.00	=	0.67	187	467	243	635
18	01/20/26	144	0				0	0	2604	18	144.67	-	144.67	=	0.00	187	467	243	635
19	01/27/26	144	0				0	0	2604	18	144.67	-	144.67	=	0.00	187	467	243	635
20	02/03/26	144	0				0	0	2604	18	144.67	-	144.67	=	0.00	187	467	243	635
21	02/10/26	144	60	149	146	154	449	629	3053	21	145.38	-	144.67	=	0.71	187	467	243	635
22	02/17/26	145	0				0	0	3053	21	145.38	-	145.38	=	0.00	187	467	243	635
23	02/24/26	145	60	145	122	135	402	582	3455	24	143.96	-	145.38	=	-1.42	187	467	243	635
24	03/03/26	143	0				0	0	3455	24	143.96	-	143.96	=	0.00	187	467	243	635
25	03/10/26	143	61	121	120	139	380	563	3835	27	142.04	-	143.96	=	-1.92	187	467	243	635
26	03/17/26	142	0				0	0	3835	27	142.04	-	142.04	=	0.00	187	467	243	635
27	03/24/26	142	0				0	0	3835	27	142.04	-	142.04	=	0.00	187	467	243	635
28	03/31/26	142	0				0	0	3835	27	142.04	-	142.04	=	0.00	187	467	243	635
29	04/07/26	142	0				0	0	3835	27	142.04	-	142.04	=	0.00	187	467	243	635
30	04/14/26	142	62				0	0	3835	27	142.04	-	142.04	=	0.00	187	467	243	635

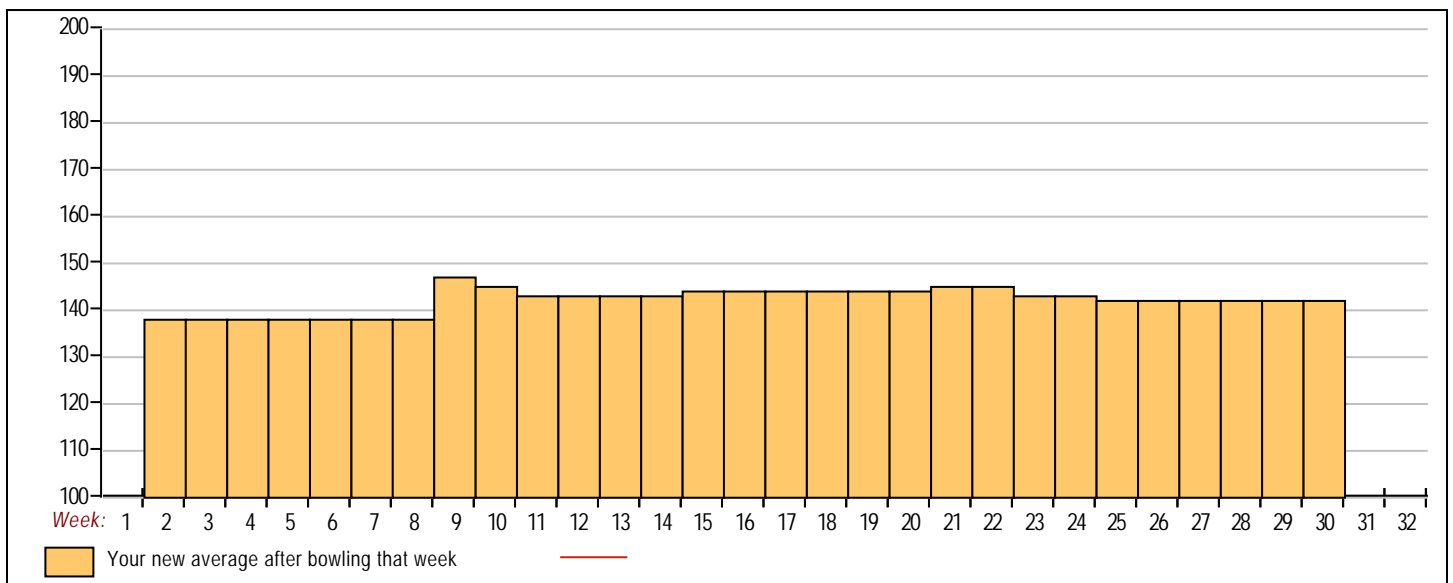


<u>&lt;100</u>	<u>100's</u>	<u>125's</u>	<u>150's</u>	<u>175's</u>	<u>200's</u>	<u>225's</u>	<u>250's</u>	<u>275's</u>	<u>300's</u>
	7	11	8	1					
<u>&lt;400</u>	<u>400's</u>	<u>450's</u>	<u>500's</u>	<u>550's</u>	<u>600's</u>	<u>650's</u>	<u>700's</u>	<u>750's</u>	<u>800's</u>
1	7	1							

<u>Avg of Game 1</u>	<u>Avg of Game 2</u>	<u>Avg of Game 3</u>
139.67	147.78	138.67

High game of 187 on week 9      High series of 467 on week 9      High average of 147.00 after bowling week 9  
 Low game of 108 on week 10      Low series of 380 on week 25      Low average of 138.33 after bowling week 2

High Scores by Game  
 Game #1: 163 on week 2    Game #2: 187 on week 9    Game #3: 154 on week 21



Note: This report includes information through April 14 which is Week 30 of 32

**Russell Wong's Bowling Record - Team 12: Fraternity of Bowlers**

Week No.	Bowling Date	Old Avg	Old HDCP	-1-	-2-	-3-	Total	HDCP		---Average Change---			High Game	High Sers	HDCP Game	HDCP Sers			
								Total	Pins	Gms	New	Old					---> +/-		
1	09/02/25	bk147	0				0	0	0	0	-	0.00	=	0.00	0	0			
2	09/09/25	bk147	0				0	0	0	0	-	0.00	=	0.00	0	0			
3	09/16/25	bk147	0				0	0	0	0	-	0.00	=	0.00	0	0			
4	09/23/25	bk147	0				0	0	0	0	-	0.00	=	0.00	0	0			
5	09/30/25	bk147	0				0	0	0	0	-	0.00	=	0.00	0	0			
6	10/14/25	bk147	0				0	0	0	0	-	0.00	=	0.00	0	0			
7	10/21/25	bk147	0				0	0	0	0	-	0.00	=	0.00	0	0			
8	10/28/25	bk147	0				0	0	0	0	-	0.00	=	0.00	0	0			
9	11/04/25	bk147	0				0	0	0	0	-	0.00	=	0.00	0	0			
10	11/11/25	bk147	0				0	0	0	0	-	0.00	=	0.00	0	0			
11	11/18/25	bk147	0				0	0	0	0	-	0.00	=	0.00	0	0			
12	11/25/25	bk147	58	109	135	131	375	549	375	3	125.00	-	0.00	=	125.00	135	375	193	549
13	12/02/25	bk147	0				0	0	375	3	125.00	-	125.00	=	0.00	135	375	193	549
14	12/09/25	bk147	0				0	0	375	3	125.00	-	125.00	=	0.00	135	375	193	549
15	12/16/25	bk147	0				0	0	375	3	125.00	-	125.00	=	0.00	135	375	193	549
16	01/06/26	bk147	0				0	0	375	3	125.00	-	125.00	=	0.00	135	375	193	549

**End of 1st split**

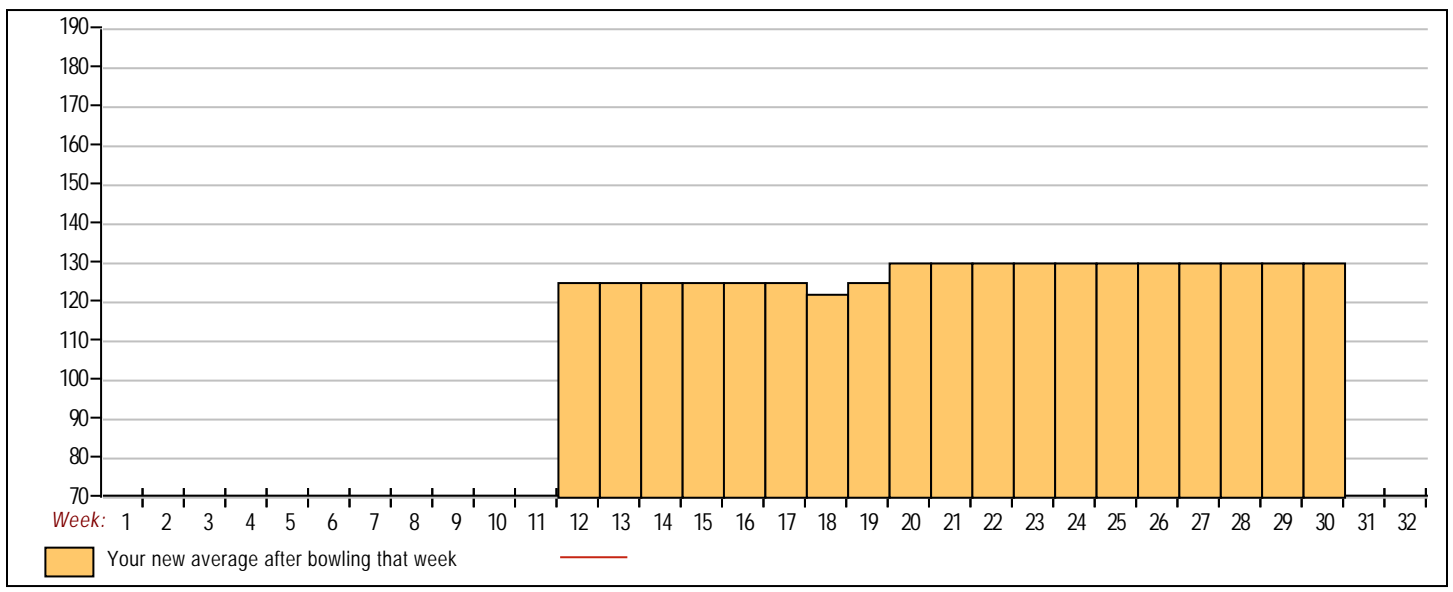
17	01/13/26	bk147	0				0	0	375	3	125.00	-	125.00	=	0.00	135	375	193	549
18	01/20/26	bk147	58	121	127	113	361	535	736	6	122.67	-	125.00	=	-2.33	135	375	193	549
19	01/27/26	bk147	58	146	108	136	390	564	1126	9	125.11	-	122.67	=	2.44	146	390	204	564
20	02/03/26	137	66	148	159	130	437	635	1563	12	130.25	-	125.11	=	5.14	159	437	225	635
21	02/10/26	137	0				0	0	1563	12	130.25	-	130.25	=	0.00	159	437	225	635
22	02/17/26	137	0				0	0	1563	12	130.25	-	130.25	=	0.00	159	437	225	635
23	02/24/26	137	0				0	0	1563	12	130.25	-	130.25	=	0.00	159	437	225	635
24	03/03/26	137	0				0	0	1563	12	130.25	-	130.25	=	0.00	159	437	225	635
25	03/10/26	137	0				0	0	1563	12	130.25	-	130.25	=	0.00	159	437	225	635
26	03/17/26	137	0				0	0	1563	12	130.25	-	130.25	=	0.00	159	437	225	635
27	03/24/26	137	0				0	0	1563	12	130.25	-	130.25	=	0.00	159	437	225	635
28	03/31/26	137	0				0	0	1563	12	130.25	-	130.25	=	0.00	159	437	225	635
29	04/07/26	137	0				0	0	1563	12	130.25	-	130.25	=	0.00	159	437	225	635
30	04/14/26	137	66				0	0	1563	12	130.25	-	130.25	=	0.00	159	437	225	635

<u>&lt;100</u>	<u>100's</u>	<u>125's</u>	<u>150's</u>	<u>175's</u>	<u>200's</u>	<u>225's</u>	<u>250's</u>	<u>275's</u>	<u>300's</u>
	4	7	1						
<u>&lt;400</u>	<u>400's</u>	<u>450's</u>	<u>500's</u>	<u>550's</u>	<u>600's</u>	<u>650's</u>	<u>700's</u>	<u>750's</u>	<u>800's</u>
3	1								

**Avg of Game 1**    **Avg of Game 2**    **Avg of Game 3**  
 131.00                      132.25                      127.50

High game of 159 on week 20                      High series of 437 on week 20                      High average of 130.25 after bowling week 20  
 Low game of 108 on week 19                      Low series of 361 on week 18                      Low average of 122.67 after bowling week 18

High Scores by Game  
 Game #1: 148 on week 20    Game #2: 159 on week 20    Game #3: 136 on week 19



Note: This report includes information through April 14 which is Week 30 of 32

**Edmond Lea's Bowling Record - Team 12: Fraternity of Bowlers**

Week No.	Bowling Date	Old Avg	Old HDCP	-			Total	HDCP Total	Pins	Gms	---Average Change---			High Game	High Sers	HDCP Game	HDCP Sers		
				-1-	-2-	-3-					New	Old	---> +/-						
1	09/02/25	bk167	42	139	166	147	452	578	452	3	150.67	-	0.00	=	150.67	166	452	208	578
2	09/09/25	bk167	42	146	134	165	445	571	897	6	149.50	-	150.67	=	-1.17	166	452	208	578
3	09/16/25	bk167	42	176	162	151	489	615	1386	9	154.00	-	149.50	=	4.50	176	489	218	615
4	09/23/25	157	50	157	153	140	450	600	1836	12	153.00	-	154.00	=	-1.00	176	489	218	615
5	09/30/25	157	50	135	241	155	531	681	2367	15	157.80	-	153.00	=	4.80	241	531	291	681
6	10/14/25	157	0				0	0	2367	15	157.80	-	157.80	=	0.00	241	531	291	681
7	10/21/25	157	50	125	158	137	420	570	2787	18	154.83	-	157.80	=	-2.97	241	531	291	681
8	10/28/25	157	0				0	0	2787	18	154.83	-	154.83	=	0.00	241	531	291	681
9	11/04/25	157	0				0	0	2787	18	154.83	-	154.83	=	0.00	241	531	291	681
10	11/11/25	157	50	172	158	183	513	663	3300	21	157.14	-	154.83	=	2.31	241	531	291	681
11	11/18/25	157	50	136	127	162	425	575	3725	24	155.21	-	157.14	=	-1.93	241	531	291	681
12	11/25/25	157	50	155	151	181	487	637	4212	27	156.00	-	155.21	=	0.79	241	531	291	681
13	12/02/25	157	50	158	199	231	588	738	4800	30	160.00	-	156.00	=	4.00	241	588	291	738
14	12/09/25	160	0				0	0	4800	30	160.00	-	160.00	=	0.00	241	588	291	738
15	12/16/25	160	0				0	0	4800	30	160.00	-	160.00	=	0.00	241	588	291	738
16	01/06/26	160	0				0	0	4800	30	160.00	-	160.00	=	0.00	241	588	291	738

**End of 1st split**

17	01/13/26	160	0				0	0	4800	30	160.00	-	160.00	=	0.00	241	588	291	738
18	01/20/26	160	0				0	0	4800	30	160.00	-	160.00	=	0.00	241	588	291	738
19	01/27/26	160	0				0	0	4800	30	160.00	-	160.00	=	0.00	241	588	291	738
20	02/03/26	160	0				0	0	4800	30	160.00	-	160.00	=	0.00	241	588	291	738
21	02/10/26	160	0				0	0	4800	30	160.00	-	160.00	=	0.00	241	588	291	738
22	02/17/26	160	0				0	0	4800	30	160.00	-	160.00	=	0.00	241	588	291	738
23	02/24/26	160	0				0	0	4800	30	160.00	-	160.00	=	0.00	241	588	291	738
24	03/03/26	160	0				0	0	4800	30	160.00	-	160.00	=	0.00	241	588	291	738
25	03/10/26	160	0				0	0	4800	30	160.00	-	160.00	=	0.00	241	588	291	738
26	03/17/26	160	0				0	0	4800	30	160.00	-	160.00	=	0.00	241	588	291	738
27	03/24/26	160	0				0	0	4800	30	160.00	-	160.00	=	0.00	241	588	291	738
28	03/31/26	160	0				0	0	4800	30	160.00	-	160.00	=	0.00	241	588	291	738
29	04/07/26	160	0				0	0	4800	30	160.00	-	160.00	=	0.00	241	588	291	738
30	04/14/26	160	48				0	0	4800	30	160.00	-	160.00	=	0.00	241	588	291	738

<u>&lt;100</u>	<u>100's</u>	<u>125's</u>	<u>150's</u>	<u>175's</u>	<u>200's</u>	<u>225's</u>	<u>250's</u>	<u>275's</u>	<u>300's</u>
		10	14	4		2			
<u>&lt;400</u>	<u>400's</u>	<u>450's</u>	<u>500's</u>	<u>550's</u>	<u>600's</u>	<u>650's</u>	<u>700's</u>	<u>750's</u>	<u>800's</u>
	3	4	2	1					

<u>Avg of Game 1</u>	<u>Avg of Game 2</u>	<u>Avg of Game 3</u>
149.90	164.90	165.20

High game of 241 on week 5      High series of 588 on week 13      High average of 160.00 after bowling week 13  
 Low game of 125 on week 7      Low series of 420 on week 7      Low average of 149.50 after bowling week 2

High Scores by Game  
 Game #1: 176 on week 3    Game #2: 241 on week 5    Game #3: 231 on week 13

