

Note: This report includes information through April 14 which is Week 30 of 32

Kyle Wong's Bowling Record - Team 10: High Jinx

Week No.	Bowling Date	Old Avg	Old HDCP	HDCP			Total	HDCP Total	Pins	Gms	---Average Change---			High Game	High Sers	HDCP Game	HDCP Sers		
				-1-	-2-	-3-					New	Old	---> +/-						
1	09/02/25	bk205	12	173	184	217	574	610	574	3	191.33	-	0.00	=	191.33	217	574	229	610
2	09/09/25	bk205	12	154	173	155	482	518	1056	6	176.00	-	191.33	=	-15.33	217	574	229	610
3	09/16/25	bk205	12	163	194	180	537	573	1593	9	177.00	-	176.00	=	1.00	217	574	229	610
4	09/23/25	195	20	213	175	215	603	663	2196	12	183.00	-	177.00	=	6.00	217	603	235	663
5	09/30/25	195	20	218	197	191	606	666	2802	15	186.80	-	183.00	=	3.80	218	606	238	666
6	10/14/25	195	20	207	226	231	664	724	3466	18	192.56	-	186.80	=	5.76	231	664	251	724
7	10/21/25	195	20	184	204	194	582	642	4048	21	192.76	-	192.56	=	0.21	231	664	251	724
8	10/28/25	195	20	158	202	177	537	597	4585	24	191.04	-	192.76	=	-1.72	231	664	251	724
9	11/04/25	195	20	173	200	209	582	642	5167	27	191.37	-	191.04	=	0.33	231	664	251	724
10	11/11/25	195	20	a195	a195	a195	585	645	5167	27	191.37	-	191.37	=	0.00	231	664	251	724
11	11/18/25	195	20	a195	a195	a195	585	645	5167	27	191.37	-	191.37	=	0.00	231	664	251	724
12	11/25/25	195	20	a195	a195	a195	585	645	5167	27	191.37	-	191.37	=	0.00	231	664	251	724
13	12/02/25	195	20	243	206	160	609	669	5776	30	192.53	-	191.37	=	1.16	243	664	263	724
14	12/09/25	195	20	171	196	191	558	618	6334	33	191.94	-	192.53	=	-0.59	243	664	263	724
15	12/16/25	195	20	177	167	191	535	595	6869	36	190.81	-	191.94	=	-1.13	243	664	263	724
16	01/06/26	195	20	159	189	222	570	630	7439	39	190.74	-	190.81	=	-0.06	243	664	263	724

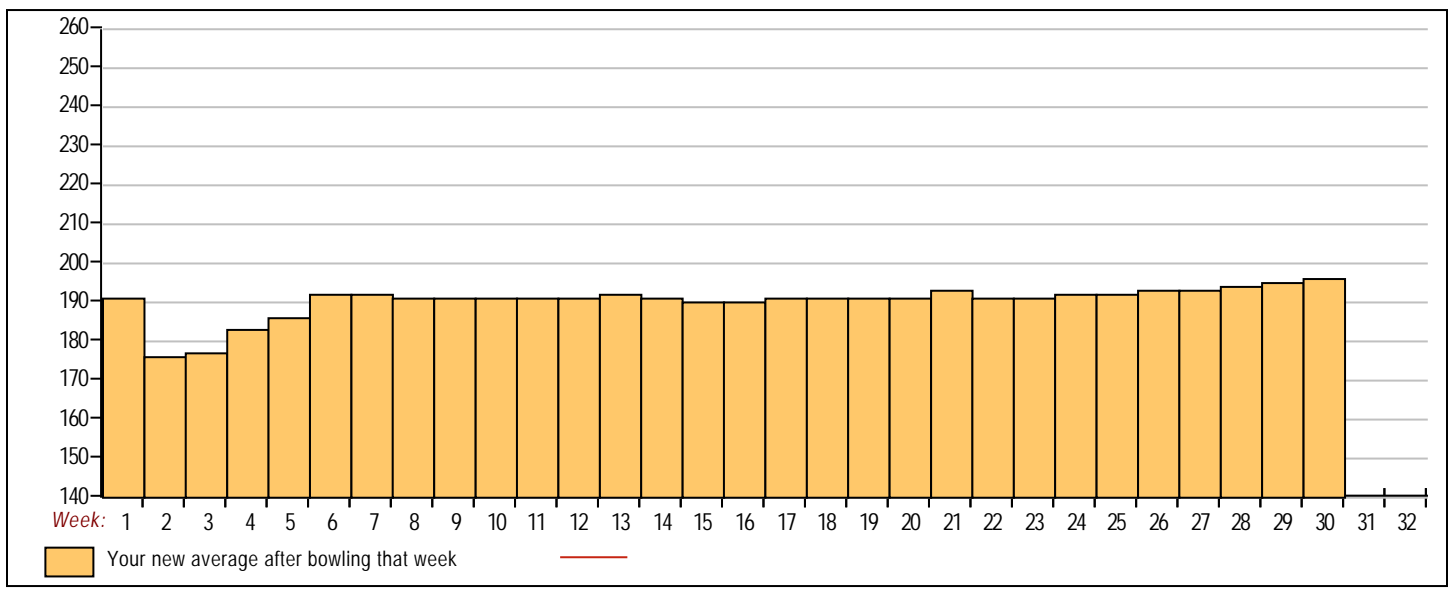
End of 1st split

17	01/13/26	195	20	180	195	225	600	660	8039	42	191.40	-	190.74	=	0.66	243	664	263	724
18	01/20/26	195	20	167	215	212	594	654	8633	45	191.84	-	191.40	=	0.44	243	664	263	724
19	01/27/26	195	20	a195	a195	a195	585	645	8633	45	191.84	-	191.84	=	0.00	243	664	263	724
20	02/03/26	195	20	216	182	170	568	628	9201	48	191.69	-	191.84	=	-0.16	243	664	263	724
21	02/10/26	195	20	221	183	240	644	704	9845	51	193.04	-	191.69	=	1.35	243	664	263	724
22	02/17/26	195	20	148	162	188	498	558	10343	54	191.54	-	193.04	=	-1.50	243	664	263	724
23	02/24/26	195	20	165	205	194	564	624	10907	57	191.35	-	191.54	=	-0.19	243	664	263	724
24	03/03/26	195	20	234	167	218	619	679	11526	60	192.10	-	191.35	=	0.75	243	664	263	724
25	03/10/26	195	20	191	192	223	606	666	12132	63	192.57	-	192.10	=	0.47	243	664	263	724
26	03/17/26	195	20	173	201	254	628	688	12760	66	193.33	-	192.57	=	0.76	254	664	274	724
27	03/24/26	195	20	199	211	203	613	673	13373	69	193.81	-	193.33	=	0.48	254	664	274	724
28	03/31/26	195	20	215	231	211	657	717	14030	72	194.86	-	193.81	=	1.05	254	664	274	724
29	04/07/26	195	20	210	202	256	668	728	14698	75	195.97	-	194.86	=	1.11	256	668	276	728
30	04/14/26	195	20	232	162	202	596	656	15294	78	196.08	-	195.97	=	0.10	256	668	276	728

<100	100's	125's	150's	175's	200's	225's	250's	275's	300's
		1	18	23	26	8	2		
<400	400's	450's	500's	550's	600's	650's	700's	750's	800's
		2	3	9	9	3			
Avg of Game 1			Avg of Game 2			Avg of Game 3			
190.15			193.12			204.96			

High game of 256 on week 29 High series of 668 on week 29 High average of 196.08 after bowling week 30
 Low game of 148 on week 22 Low series of 482 on week 2 Low average of 176.00 after bowling week 2

High Scores by Game
 Game #1: 243 on week 13 Game #2: 231 on week 28 Game #3: 256 on week 29



Note: This report includes information through April 14 which is Week 30 of 32

Warren Leung's Bowling Record - Team 10: High Jinx

Week No.	Bowling Date	Old Avg	Old HDCP	-1-	-2-	-3-	Total	HDCP Total	Pins	Gms	---Average Change---			High Game	High Sers	HDCP Game	HDCP Sers		
											New - Old	--->	+/-						
1	09/02/25	bk210	8	215	172	247	634	658	634	3	211.33	-	0.00	=	211.33	247	634	255	658
2	09/09/25	bk210	8	204	268	177	649	673	1283	6	213.83	-	211.33	=	2.50	268	649	276	673
3	09/16/25	bk210	8	178	161	183	522	546	1805	9	200.56	-	213.83	=	-13.28	268	649	276	673
4	09/23/25	200	16	258	226	201	685	733	2490	12	207.50	-	200.56	=	6.94	268	685	276	733
5	09/30/25	207	10	207	157	190	554	584	3044	15	202.93	-	207.50	=	-4.57	268	685	276	733
6	10/14/25	202	14	217	183	178	578	620	3622	18	201.22	-	202.93	=	-1.71	268	685	276	733
7	10/21/25	201	15	199	187	224	610	655	4232	21	201.52	-	201.22	=	0.30	268	685	276	733
8	10/28/25	201	15	a201	a201	a201	603	648	4232	21	201.52	-	201.52	=	0.00	268	685	276	733
9	11/04/25	201	15	187	246	161	594	639	4826	24	201.08	-	201.52	=	-0.44	268	685	276	733
10	11/11/25	201	15	211	175	179	565	610	5391	27	199.67	-	201.08	=	-1.42	268	685	276	733
11	11/18/25	200	16	268	184	217	669	717	6060	30	202.00	-	199.67	=	2.33	268	685	284	733
12	11/25/25	202	14	171	258	244	673	715	6733	33	204.03	-	202.00	=	2.03	268	685	284	733
13	12/02/25	204	12	267	168	210	645	681	7378	36	204.94	-	204.03	=	0.91	268	685	284	733
14	12/09/25	204	12	203	210	194	607	643	7985	39	204.74	-	204.94	=	-0.20	268	685	284	733
15	12/16/25	204	12	216	193	212	621	657	8606	42	204.90	-	204.74	=	0.16	268	685	284	733
16	01/06/26	204	12	a204	a204	a204	612	648	8606	42	204.90	-	204.90	=	0.00	268	685	284	733

End of 1st split

17	01/13/26	204	0				0	0	8606	42	204.90	-	204.90	=	0.00	268	685	284	733
18	01/20/26	204	12	a204	a204	a204	612	648	8606	42	204.90	-	204.90	=	0.00	268	685	284	733
19	01/27/26	204	12	215	223	240	678	714	9284	45	206.31	-	204.90	=	1.41	268	685	284	733
20	02/03/26	206	11	191	212	212	615	648	9899	48	206.23	-	206.31	=	-0.08	268	685	284	733
21	02/10/26	206	11	223	179	145	547	580	10446	51	204.82	-	206.23	=	-1.41	268	685	284	733
22	02/17/26	204	12	212	196	269	677	713	11123	54	205.98	-	204.82	=	1.16	269	685	284	733
23	02/24/26	205	12	184	210	236	630	666	11753	57	206.19	-	205.98	=	0.21	269	685	284	733
24	03/03/26	206	11	203	249	238	690	723	12443	60	207.38	-	206.19	=	1.19	269	690	284	733
25	03/10/26	207	10	168	245	248	661	691	13104	63	208.00	-	207.38	=	0.62	269	690	284	733
26	03/17/26	208	9	198	210	209	617	644	13721	66	207.89	-	208.00	=	-0.11	269	690	284	733
27	03/24/26	207	10	218	228	199	645	675	14366	69	208.20	-	207.89	=	0.31	269	690	284	733
28	03/31/26	208	9	a208	a208	a208	624	651	14366	69	208.20	-	208.20	=	0.00	269	690	284	733
29	04/07/26	208	9	190	192	203	585	612	14951	72	207.65	-	208.20	=	-0.55	269	690	284	733
30	04/14/26	207	10	a207	a207	a207	621	651	14951	72	207.65	-	207.65	=	0.00	269	690	284	733

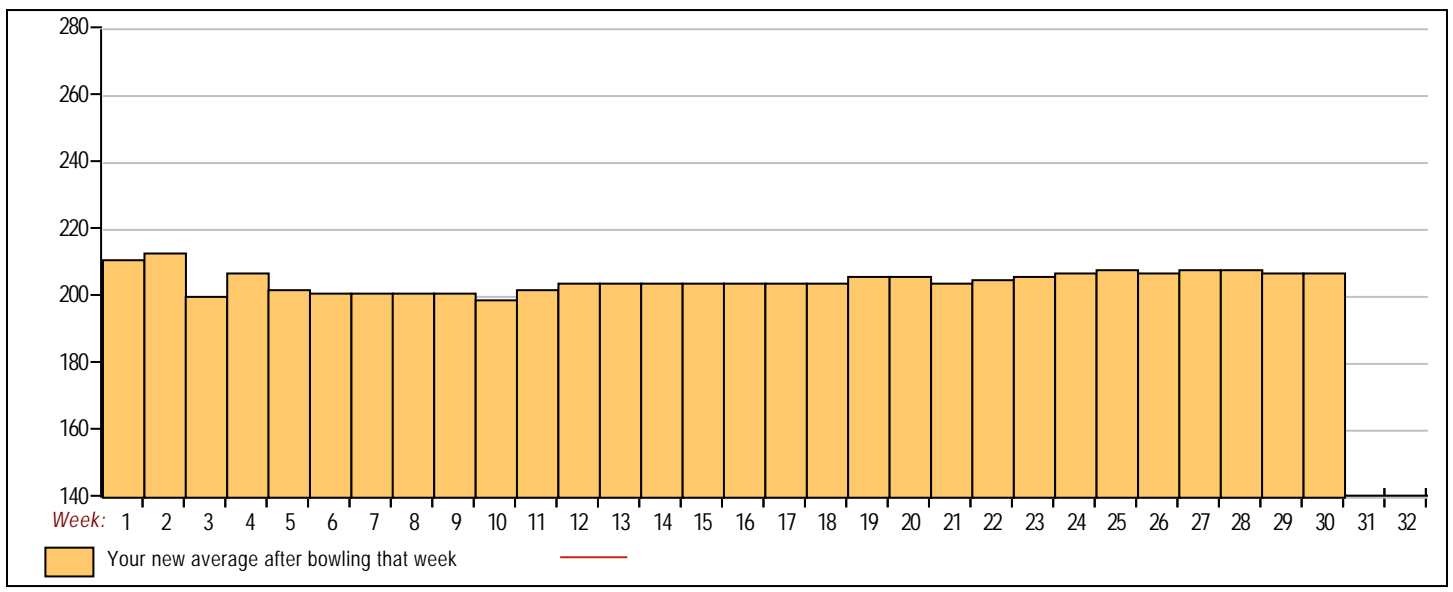


<100	100's	125's	150's	175's	200's	225's	250's	275's	300's
		1	7	22	25	11	6		
<400	400's	450's	500's	550's	600's	650's	700's	750's	800's
			2	5	10	7			

Avg of Game 1	Avg of Game 2	Avg of Game 3
208.46	205.50	209.00

High game of 269 on week 22 High series of 690 on week 24 High average of 213.83 after bowling week 2
 Low game of 145 on week 21 Low series of 522 on week 3 Low average of 199.67 after bowling week 10

High Scores by Game
 Game #1: 268 on week 11 Game #2: 268 on week 2 Game #3: 269 on week 22



Note: This report includes information through April 14 which is Week 30 of 32

Tony Tsui's Bowling Record - Team 10: High Jinx

Week No.	Bowling Date	Old Avg	Old HDCP	-1-	-2-	-3-	Total	HDCP Total	Pins	Gms	---Average Change---			High Game	High Sers	HDCP Game	HDCP Sers		
											New	Old	---> +/-						
1	09/02/25	bk221	0	246	211	268	725	725	725	3	241.67	-	0.00	=	241.67	268	725	268	725
2	09/09/25	bk221	0				0	0	725	3	241.67	-	241.67	=	0.00	268	725	268	725
3	09/16/25	bk221	0	245	274	227	746	746	1471	6	245.17	-	241.67	=	3.50	274	746	274	746
4	09/23/25	bk221	0	245	195	257	697	697	2168	9	240.89	-	245.17	=	-4.28	274	746	274	746
5	09/30/25	240	0	258	225	242	725	725	2893	12	241.08	-	240.89	=	0.19	274	746	274	746
6	10/14/25	241	0	202	236	245	683	683	3576	15	238.40	-	241.08	=	-2.68	274	746	274	746
7	10/21/25	238	0	299	194	200	693	693	4269	18	237.17	-	238.40	=	-1.23	299	746	299	746
8	10/28/25	237	0	a237	a237	a237	711	711	4269	18	237.17	-	237.17	=	0.00	299	746	299	746
9	11/04/25	237	0	a237	a237	a237	711	711	4269	18	237.17	-	237.17	=	0.00	299	746	299	746
10	11/11/25	237	0	246	219	237	702	702	4971	21	236.71	-	237.17	=	-0.45	299	746	299	746
11	11/18/25	236	0	254	257	279	790	790	5761	24	240.04	-	236.71	=	3.33	299	790	299	790
12	11/25/25	240	0	236	245	208	689	689	6450	27	238.89	-	240.04	=	-1.15	299	790	299	790
13	12/02/25	238	0	244	255	182	681	681	7131	30	237.70	-	238.89	=	-1.19	299	790	299	790
14	12/09/25	237	0	227	244	258	729	729	7860	33	238.18	-	237.70	=	0.48	299	790	299	790
15	12/16/25	238	0	218	265	198	681	681	8541	36	237.25	-	238.18	=	-0.93	299	790	299	790
16	01/06/26	237	0	173	155	201	529	529	9070	39	232.56	-	237.25	=	-4.69	299	790	299	790

End of 1st split

17	01/13/26	232	0	257	248	247	752	752	9822	42	233.86	-	232.56	=	1.29	299	790	299	790
18	01/20/26	233	0	265	290	258	813	813	10635	45	236.33	-	233.86	=	2.48	299	813	299	813
19	01/27/26	236	0	226	246	244	716	716	11351	48	236.48	-	236.33	=	0.15	299	813	299	813
20	02/03/26	236	0	214	240	205	659	659	12010	51	235.49	-	236.48	=	-0.99	299	813	299	813
21	02/10/26	235	0	158	173	227	558	558	12568	54	232.74	-	235.49	=	-2.75	299	813	299	813
22	02/17/26	232	0	204	183	237	624	624	13192	57	231.44	-	232.74	=	-1.30	299	813	299	813
23	02/24/26	231	0	194	236	225	655	655	13847	60	230.78	-	231.44	=	-0.66	299	813	299	813
24	03/03/26	230	0	165	279	289	733	733	14580	63	231.43	-	230.78	=	0.65	299	813	299	813
25	03/10/26	231	0	183	258	215	656	656	15236	66	230.85	-	231.43	=	-0.58	299	813	299	813
26	03/17/26	230	0	205	199	183	587	587	15823	69	229.32	-	230.85	=	-1.53	299	813	299	813
27	03/24/26	229	0	228	237	235	700	700	16523	72	229.49	-	229.32	=	0.17	299	813	299	813
28	03/31/26	229	0	194	181	236	611	611	17134	75	228.45	-	229.49	=	-1.03	299	813	299	813
29	04/07/26	228	0	237	241	203	681	681	17815	78	228.40	-	228.45	=	-0.06	299	813	299	813
30	04/14/26	228	0	236	214	247	697	697	18512	81	228.54	-	228.40	=	0.15	299	813	299	813

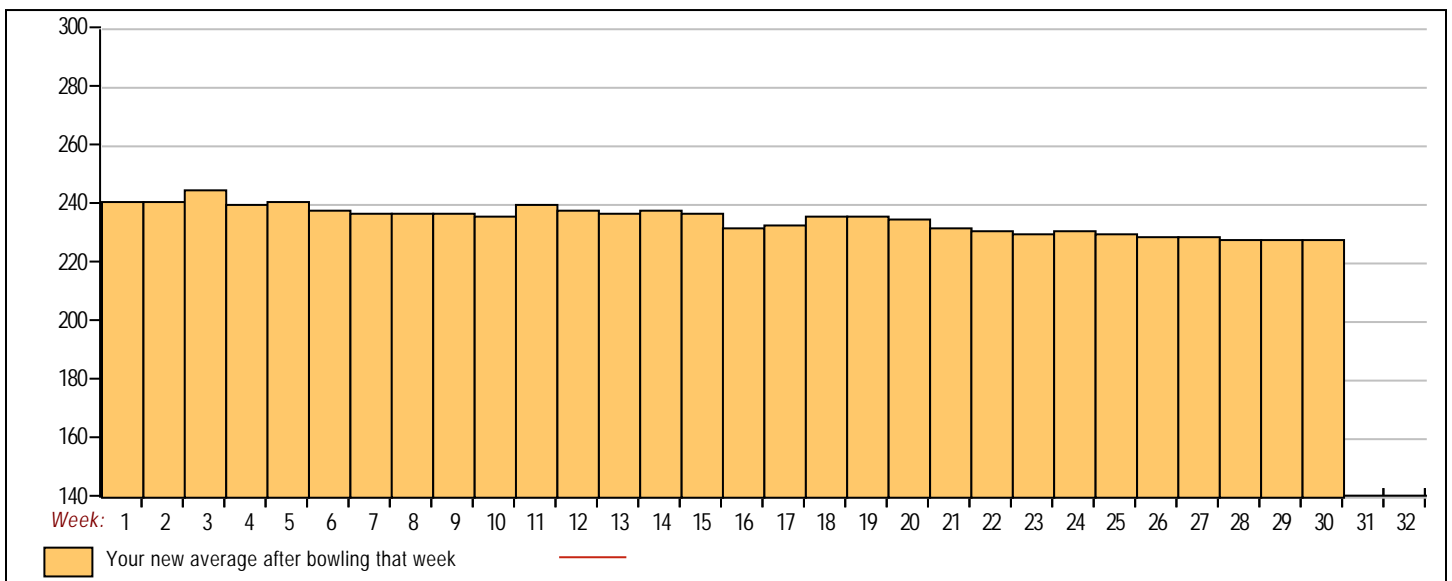
<100	100's	125's	150's	175's	200's	225's	250's	275's	300's
			5	11	14	33	13	5	
<400	400's	450's	500's	550's	600's	650's	700's	750's	800's
			1	2	2	11	8	2	1

Avg of Game 1	Avg of Game 2	Avg of Game 3
224.41	229.63	231.59

High game of 299 on week 7 High series of 813 on week 18 High average of 245.17 after bowling week 3
 Low game of 155 on week 16 Low series of 529 on week 16 Low average of 228.40 after bowling week 29

High Scores by Game

Game #1: 299 on week 7 Game #2: 290 on week 18 Game #3: 289 on week 24



Note: This report includes information through April 14 which is Week 30 of 32

Steven Ting's Bowling Record - Team 10: High Jinx

Week No.	Bowling Date	Old Avg	Old HDCP	-1-	-2-	-3-	Total	HDCP Total	Pins	Gms	---Average Change---			High Game	High Sers	HDCP Game	HDCP Sers		
											New	Old	---> +/-						
1	09/02/25	0	0				0	0	0	0	-	0.00	=	0.00	0	0			
2	09/09/25	bk188	25	204	200	168	572	647	572	3	190.67	-	0.00	=	190.67	204	572	229	647
3	09/16/25	bk188	0				0	0	572	3	190.67	-	190.67	=	0.00	204	572	229	647
4	09/23/25	bk188	0				0	0	572	3	190.67	-	190.67	=	0.00	204	572	229	647
5	09/30/25	bk188	0				0	0	572	3	190.67	-	190.67	=	0.00	204	572	229	647
6	10/14/25	bk188	0				0	0	572	3	190.67	-	190.67	=	0.00	204	572	229	647
7	10/21/25	bk188	0				0	0	572	3	190.67	-	190.67	=	0.00	204	572	229	647
8	10/28/25	bk188	0				0	0	572	3	190.67	-	190.67	=	0.00	204	572	229	647
9	11/04/25	bk188	0				0	0	572	3	190.67	-	190.67	=	0.00	204	572	229	647
10	11/11/25	bk188	0				0	0	572	3	190.67	-	190.67	=	0.00	204	572	229	647
11	11/18/25	bk188	0				0	0	572	3	190.67	-	190.67	=	0.00	204	572	229	647
12	11/25/25	bk188	0				0	0	572	3	190.67	-	190.67	=	0.00	204	572	229	647
13	12/02/25	bk188	0				0	0	572	3	190.67	-	190.67	=	0.00	204	572	229	647
14	12/09/25	bk188	0				0	0	572	3	190.67	-	190.67	=	0.00	204	572	229	647
15	12/16/25	bk188	0				0	0	572	3	190.67	-	190.67	=	0.00	204	572	229	647
16	01/06/26	bk188	0				0	0	572	3	190.67	-	190.67	=	0.00	204	572	229	647

End of 1st split

17	01/13/26	bk188	0				0	0	572	3	190.67	-	190.67	=	0.00	204	572	229	647
18	01/20/26	bk188	0				0	0	572	3	190.67	-	190.67	=	0.00	204	572	229	647
19	01/27/26	bk188	0				0	0	572	3	190.67	-	190.67	=	0.00	204	572	229	647
20	02/03/26	bk188	0				0	0	572	3	190.67	-	190.67	=	0.00	204	572	229	647
21	02/10/26	bk188	0				0	0	572	3	190.67	-	190.67	=	0.00	204	572	229	647
22	02/17/26	bk188	0				0	0	572	3	190.67	-	190.67	=	0.00	204	572	229	647
23	02/24/26	bk188	0				0	0	572	3	190.67	-	190.67	=	0.00	204	572	229	647
24	03/03/26	bk188	0				0	0	572	3	190.67	-	190.67	=	0.00	204	572	229	647
25	03/10/26	bk188	0				0	0	572	3	190.67	-	190.67	=	0.00	204	572	229	647
26	03/17/26	bk188	0				0	0	572	3	190.67	-	190.67	=	0.00	204	572	229	647
27	03/24/26	bk188	0				0	0	572	3	190.67	-	190.67	=	0.00	204	572	229	647
28	03/31/26	bk188	0				0	0	572	3	190.67	-	190.67	=	0.00	204	572	229	647
29	04/07/26	bk188	0				0	0	572	3	190.67	-	190.67	=	0.00	204	572	229	647
30	04/14/26	bk188	25				0	0	572	3	190.67	-	190.67	=	0.00	204	572	229	647

<u><100</u>	<u>100's</u>	<u>125's</u>	<u>150's</u>	<u>175's</u>	<u>200's</u>	<u>225's</u>	<u>250's</u>	<u>275's</u>	<u>300's</u>
			1		2				
<u><400</u>	<u>400's</u>	<u>450's</u>	<u>500's</u>	<u>550's</u>	<u>600's</u>	<u>650's</u>	<u>700's</u>	<u>750's</u>	<u>800's</u>
				1					
			<u>Avg of Game 1</u>	<u>Avg of Game 2</u>	<u>Avg of Game 3</u>				
			204.00	200.00	168.00				

High game of 204 on week 2 High series of 572 on week 2 High average of 190.67 after bowling week 2
 Low game of 168 on week 2 Low series of 572 on week 2 Low average of 190.67 after bowling week 2

High Scores by Game
 Game #1: 204 on week 2 Game #2: 200 on week 2 Game #3: 168 on week 2

