

Note: This report includes information through April 28 which is Week 32 of 32

Justin Luu's Bowling Record - Team 1: Just Bowling #1

Week No.	Bowling Date	Old Avg	Old HDCP	-			Total	HDCP Total	Pins	Gms	---Average Change---			High Game	High Sers	HDCP Game	HDCP Sers		
				-1-	-2-	-3-					New	Old	---> +/-						
1	09/02/25	bk219	0	199	246	215	660	660	660	3	220.00	-	0.00	=	220.00	246	660	246	660
2	09/09/25	bk219	0	194	279	212	685	685	1345	6	224.17	-	220.00	=	4.17	279	685	279	685
3	09/16/25	bk219	0	204	168	190	562	562	1907	9	211.89	-	224.17	=	-12.28	279	685	279	685
4	09/23/25	211	7	179	214	221	614	635	2521	12	210.08	-	211.89	=	-1.81	279	685	279	685
5	09/30/25	210	8	234	221	222	677	701	3198	15	213.20	-	210.08	=	3.12	279	685	279	701
6	10/14/25	213	5	203	213	182	598	613	3796	18	210.89	-	213.20	=	-2.31	279	685	279	701
7	10/21/25	210	8	a210	a210	a210	630	654	3796	18	210.89	-	210.89	=	0.00	279	685	279	701
8	10/28/25	210	8	a210	a210	a210	630	654	3796	18	210.89	-	210.89	=	0.00	279	685	279	701
9	11/04/25	210	8	161	180	239	580	604	4376	21	208.38	-	210.89	=	-2.51	279	685	279	701
10	11/11/25	209	8	189	222	249	660	684	5036	24	209.83	-	208.38	=	1.45	279	685	279	701
11	11/18/25	209	8	231	234	142	607	631	5643	27	209.00	-	209.83	=	-0.83	279	685	279	701
12	11/25/25	209	8	159	240	167	566	590	6209	30	206.97	-	209.00	=	-2.03	279	685	279	701
13	12/02/25	209	8	147	194	222	563	587	6772	33	205.21	-	206.97	=	-1.75	279	685	279	701
14	12/09/25	209	8	214	215	266	695	719	7467	36	207.42	-	205.21	=	2.20	279	695	279	719
15	12/16/25	209	8	171	200	267	638	662	8105	39	207.82	-	207.42	=	0.40	279	695	279	719
16	01/06/26	209	8	207	176	205	588	612	8693	42	206.98	-	207.82	=	-0.84	279	695	279	719

End of 1st split

17	01/13/26	209	8	247	170	231	648	672	9341	45	207.58	-	206.98	=	0.60	279	695	279	719
18	01/20/26	209	8	210	220	209	639	663	9980	48	207.92	-	207.58	=	0.34	279	695	279	719
19	01/27/26	209	8	184	247	242	673	697	10653	51	208.88	-	207.92	=	0.97	279	695	279	719
20	02/03/26	209	0				0	0	10653	51	208.88	-	208.88	=	0.00	279	695	279	719
21	02/10/26	209	8	265	217	258	740	764	11393	54	210.98	-	208.88	=	2.10	279	740	279	764
22	02/17/26	210	8	220	237	225	682	706	12075	57	211.84	-	210.98	=	0.86	279	740	279	764
23	02/24/26	211	7	219	255	236	710	731	12785	60	213.08	-	211.84	=	1.24	279	740	279	764
24	03/03/26	213	5	184	226	238	648	663	13433	63	213.22	-	213.08	=	0.14	279	740	279	764
25	03/10/26	213	5	190	235	221	646	661	14079	66	213.32	-	213.22	=	0.10	279	740	279	764
26	03/17/26	213	5	201	218	224	643	658	14722	69	213.36	-	213.32	=	0.04	279	740	279	764
27	03/24/26	213	5	174	177	208	559	574	15281	72	212.24	-	213.36	=	-1.13	279	740	279	764
28	03/31/26	212	6	190	170	194	554	572	15835	75	211.13	-	212.24	=	-1.10	279	740	279	764
29	04/07/26	211	7	276	160	230	666	687	16501	78	211.55	-	211.13	=	0.42	279	740	283	764
30	04/14/26	211	7	268	202	180	650	671	17151	81	211.74	-	211.55	=	0.19	279	740	283	764
31	04/21/26	211	7	226	142	225	593	614	17744	84	211.24	-	211.74	=	-0.50	279	740	283	764
32	04/28/26	211	7	212	173	225	610	631	18354	87	210.97	-	211.24	=	-0.27	279	740	283	764

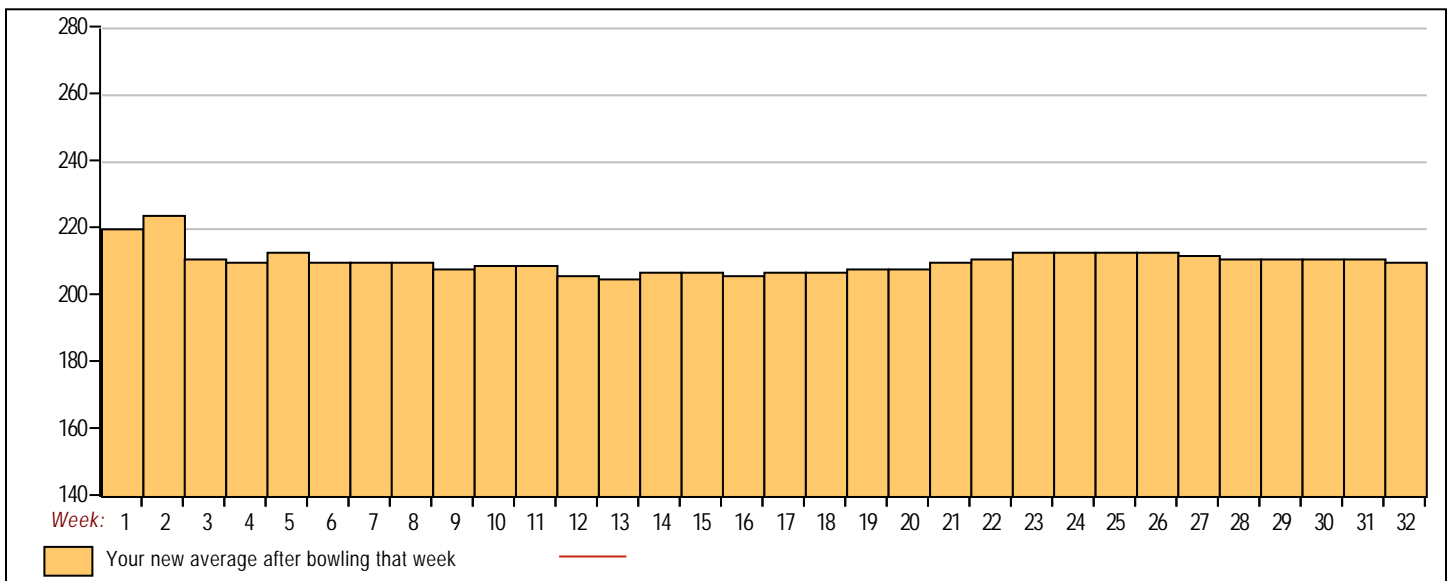
End of 2nd split

<u><100</u>	<u>100's</u>	<u>125's</u>	<u>150's</u>	<u>175's</u>	<u>200's</u>	<u>225's</u>	<u>250's</u>	<u>275's</u>	<u>300's</u>
		3	10	16	29	21	6	2	
<u><400</u>	<u>400's</u>	<u>450's</u>	<u>500's</u>	<u>550's</u>	<u>600's</u>	<u>650's</u>	<u>700's</u>	<u>750's</u>	<u>800's</u>
				9	9	9	2		

<u>Avg of Game 1</u>	<u>Avg of Game 2</u>	<u>Avg of Game 3</u>
205.45	208.66	218.79

High game of 279 on week 2 High series of 740 on week 21 High average of 224.17 after bowling week 2
 Low game of 142 on week 11 Low series of 554 on week 28 Low average of 205.21 after bowling week 13

High Scores by Game
 Game #1: 276 on week 29 Game #2: 279 on week 2 Game #3: 267 on week 15



Note: This report includes information through April 28 which is Week 32 of 32

Santya Luu's Bowling Record - Team 1: Just Bowling #1

Week No.	Bowling Date	Old Avg	Old HDCP	-			Total	HDCP Total	Pins	Gms	---Average Change---			High Game	High Sers	HDCP Game	HDCP Sers		
				-1-	-2-	-3-					New	Old	---> +/-						
1	09/02/25	bk175	36	213	162	187	562	670	562	3	187.33	-	0.00	=	187.33	213	562	249	670
2	09/09/25	bk175	36	173	190	166	529	637	1091	6	181.83	-	187.33	=	-5.50	213	562	249	670
3	09/16/25	bk175	36	157	192	159	508	616	1599	9	177.67	-	181.83	=	-4.17	213	562	249	670
4	09/23/25	177	34	169	124	167	460	562	2059	12	171.58	-	177.67	=	-6.08	213	562	249	670
5	09/30/25	171	0				0	0	2059	12	171.58	-	171.58	=	0.00	213	562	249	670
6	10/14/25	171	39	a171	a171	a171	513	630	2059	12	171.58	-	171.58	=	0.00	213	562	249	670
7	10/21/25	171	39	a171	a171	a171	513	630	2059	12	171.58	-	171.58	=	0.00	213	562	249	670
8	10/28/25	171	39	168	153	145	466	583	2525	15	168.33	-	171.58	=	-3.25	213	562	249	670
9	11/04/25	168	41	123	196	146	465	588	2990	18	166.11	-	168.33	=	-2.22	213	562	249	670
10	11/11/25	166	43	169	138	204	511	640	3501	21	166.71	-	166.11	=	0.60	213	562	249	670
11	11/18/25	166	43	140	176	166	482	611	3983	24	165.96	-	166.71	=	-0.76	213	562	249	670
12	11/25/25	165	44	183	145	141	469	601	4452	27	164.89	-	165.96	=	-1.07	213	562	249	670
13	12/02/25	165	44	182	203	213	598	730	5050	30	168.33	-	164.89	=	3.44	213	598	257	730
14	12/09/25	168	41	160	158	191	509	632	5559	33	168.45	-	168.33	=	0.12	213	598	257	730
15	12/16/25	168	41	140	113	223	476	599	6035	36	167.64	-	168.45	=	-0.82	223	598	264	730
16	01/06/26	167	42	170	216	145	531	657	6566	39	168.36	-	167.64	=	0.72	223	598	264	730

End of 1st split

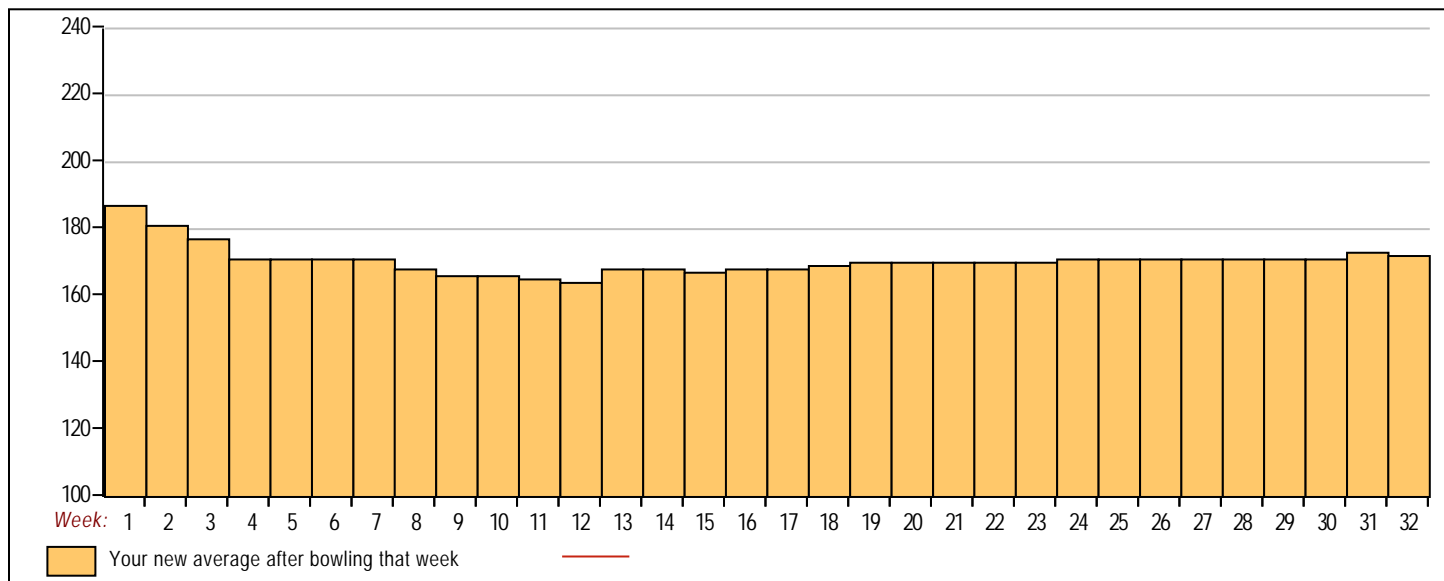
17	01/13/26	168	41	172	166	176	514	637	7080	42	168.57	-	168.36	=	0.21	223	598	264	730
18	01/20/26	168	41	195	181	176	552	675	7632	45	169.60	-	168.57	=	1.03	223	598	264	730
19	01/27/26	169	40	188	i136	a169	493	613	7820	46	170.00	-	169.60	=	0.40	223	598	264	730
20	02/03/26	170	40	182	190	147	519	639	8339	49	170.18	-	170.00	=	0.18	223	598	264	730
21	02/10/26	170	40	148	199	179	526	646	8865	52	170.48	-	170.18	=	0.30	223	598	264	730
22	02/17/26	170	40	148	201	186	535	655	9400	55	170.91	-	170.48	=	0.43	223	598	264	730
23	02/24/26	170	40	a170	a170	a170	510	630	9400	55	170.91	-	170.91	=	0.00	223	598	264	730
24	03/03/26	170	40	165	201	181	547	667	9947	58	171.50	-	170.91	=	0.59	223	598	264	730
25	03/10/26	171	39	173	168	187	528	645	10475	61	171.72	-	171.50	=	0.22	223	598	264	730
26	03/17/26	171	39	180	171	148	499	616	10974	64	171.47	-	171.72	=	-0.25	223	598	264	730
27	03/24/26	171	39	148	201	174	523	640	11497	67	171.60	-	171.47	=	0.13	223	598	264	730
28	03/31/26	171	39	163	185	194	542	659	12039	70	171.99	-	171.60	=	0.39	223	598	264	730
29	04/07/26	171	39	157	199	125	481	598	12520	73	171.51	-	171.99	=	-0.48	223	598	264	730
30	04/14/26	171	39	172	158	190	520	637	13040	76	171.58	-	171.51	=	0.07	223	598	264	730
31	04/21/26	171	39	214	201	212	627	744	13667	79	173.00	-	171.58	=	1.42	223	627	264	744
32	04/28/26	173	37	174	187	157	518	629	14185	82	172.99	-	173.00	=	-0.01	223	627	264	744

End of 2nd split

<u><100</u>	<u>100's</u>	<u>125's</u>	<u>150's</u>	<u>175's</u>	<u>200's</u>	<u>225's</u>	<u>250's</u>	<u>275's</u>	<u>300's</u>
	3	14	27	26	12				
<u><400</u>	<u>400's</u>	<u>450's</u>	<u>500's</u>	<u>550's</u>	<u>600's</u>	<u>650's</u>	<u>700's</u>	<u>750's</u>	<u>800's</u>
		8	15	3	1				
<u>Avg of Game 1</u>			<u>Avg of Game 2</u>			<u>Avg of Game 3</u>			
168.79			176.81			173.52			

High game of 223 on week 15 High series of 627 on week 31 High average of 187.33 after bowling week 1
 Low game of 113 on week 15 Low series of 460 on week 4 Low average of 164.89 after bowling week 12

High Scores by Game
 Game #1: 214 on week 31 Game #2: 216 on week 16 Game #3: 223 on week 15



Note: This report includes information through April 28 which is Week 32 of 32

Jenn Phaxayavong's Bowling Record - Team 1: Just Bowling #1

Week No.	Bowling Date	Old Avg	Old HDCP	-1-	-2-	-3-	Total	HDCP		---Average Change---			High Game	High Sers	HDCP Game	HDCP Sers			
								Total	Pins	Gms	New	Old					---> +/-		
1	09/02/25	bk173	0				0	0	0	0	-	0.00	=	0.00	0	0			
2	09/09/25	bk173	0				0	0	0	0	-	0.00	=	0.00	0	0			
3	09/16/25	bk173	37	175	135	213	523	634	523	3	174.33	-	0.00	=	174.33	213	523	250	634
4	09/23/25	bk173	37	145	145	177	467	578	990	6	165.00	-	174.33	=	-9.33	213	523	250	634
5	09/30/25	bk173	37	184	224	214	622	733	1612	9	179.11	-	165.00	=	14.11	224	622	261	733
6	10/14/25	179	32	140	174	146	460	556	2072	12	172.67	-	179.11	=	-6.44	224	622	261	733
7	10/21/25	172	38	157	163	170	490	604	2562	15	170.80	-	172.67	=	-1.87	224	622	261	733
8	10/28/25	170	40	171	180	191	542	662	3104	18	172.44	-	170.80	=	1.64	224	622	261	733
9	11/04/25	172	0				0	0	3104	18	172.44	-	172.44	=	0.00	224	622	261	733
10	11/11/25	172	0				0	0	3104	18	172.44	-	172.44	=	0.00	224	622	261	733
11	11/18/25	172	38	204	155	203	562	676	3666	21	174.57	-	172.44	=	2.13	224	622	261	733
12	11/25/25	174	36	163	165	199	527	635	4193	24	174.71	-	174.57	=	0.14	224	622	261	733
13	12/02/25	174	36	175	179	194	548	656	4741	27	175.59	-	174.71	=	0.88	224	622	261	733
14	12/09/25	175	36	201	231	170	602	710	5343	30	178.10	-	175.59	=	2.51	231	622	267	733
15	12/16/25	178	33	163	144	144	451	550	5794	33	175.58	-	178.10	=	-2.52	231	622	267	733
16	01/06/26	175	36	158	203	185	546	654	6340	36	176.11	-	175.58	=	0.54	231	622	267	733

End of 1st split

17	01/13/26	176	35	170	154	169	493	598	6833	39	175.21	-	176.11	=	-0.91	231	622	267	733
18	01/20/26	175	36	175	153	139	467	575	7300	42	173.81	-	175.21	=	-1.40	231	622	267	733
19	01/27/26	173	37	161	178	246	585	696	7885	45	175.22	-	173.81	=	1.41	246	622	283	733
20	02/03/26	175	36	152	168	157	477	585	8362	48	174.21	-	175.22	=	-1.01	246	622	283	733
21	02/10/26	174	36	147	202	195	544	652	8906	51	174.63	-	174.21	=	0.42	246	622	283	733
22	02/17/26	174	36	187	220	193	600	708	9506	54	176.04	-	174.63	=	1.41	246	622	283	733
23	02/24/26	176	35	190	222	182	594	699	10100	57	177.19	-	176.04	=	1.16	246	622	283	733
24	03/03/26	177	34	150	158	169	477	579	10577	60	176.28	-	177.19	=	-0.91	246	622	283	733
25	03/10/26	176	35	168	138	146	452	557	11029	63	175.06	-	176.28	=	-1.22	246	622	283	733
26	03/17/26	175	36	193	148	156	497	605	11526	66	174.64	-	175.06	=	-0.43	246	622	283	733
27	03/24/26	174	36	160	131	171	462	570	11988	69	173.74	-	174.64	=	-0.90	246	622	283	733
28	03/31/26	173	37	225	185	182	592	703	12580	72	174.72	-	173.74	=	0.98	246	622	283	733
29	04/07/26	174	36	172	121	158	451	559	13031	75	173.75	-	174.72	=	-0.98	246	622	283	733
30	04/14/26	173	37	199	172	191	562	673	13593	78	174.27	-	173.75	=	0.52	246	622	283	733
31	04/21/26	174	36	227	152	157	536	644	14129	81	174.43	-	174.27	=	0.16	246	622	283	733
32	04/28/26	174	36	203	213	156	572	680	14701	84	175.01	-	174.43	=	0.58	246	622	283	733

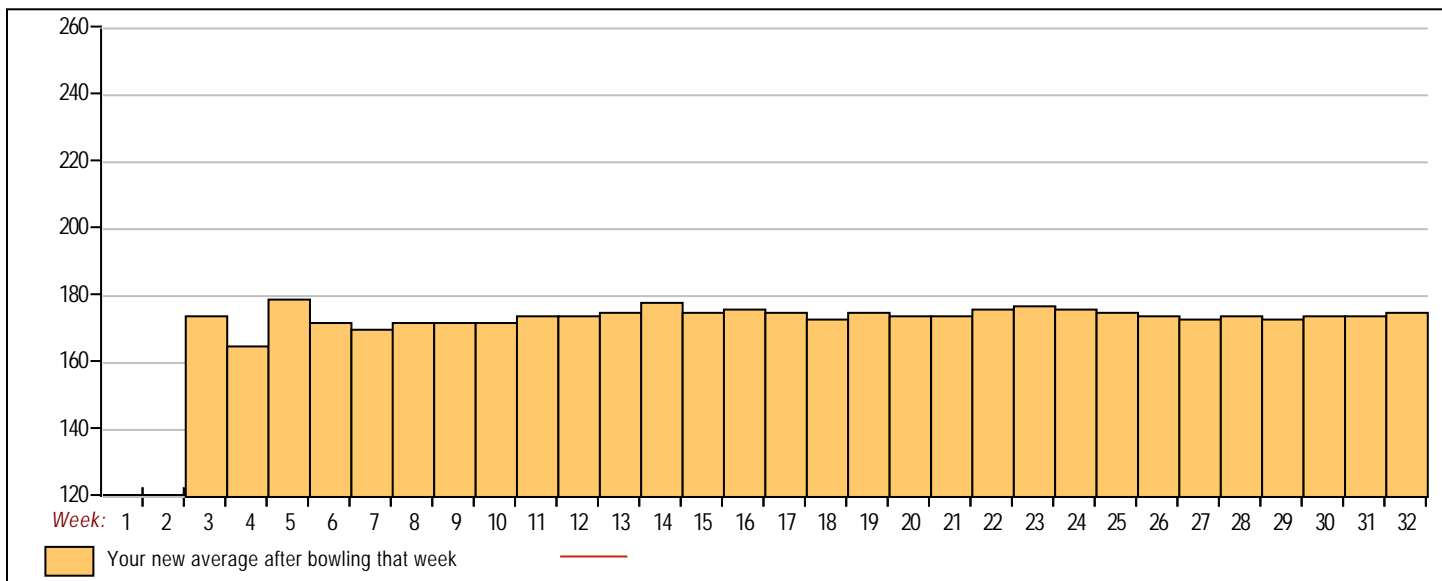
End of 2nd split

<u><100</u>	<u>100's</u>	<u>125's</u>	<u>150's</u>	<u>175's</u>	<u>200's</u>	<u>225's</u>	<u>250's</u>	<u>275's</u>	<u>300's</u>
	1	13	32	22	12	4			
<u><400</u>	<u>400's</u>	<u>450's</u>	<u>500's</u>	<u>550's</u>	<u>600's</u>	<u>650's</u>	<u>700's</u>	<u>750's</u>	<u>800's</u>
		12	7	6	3				

<u>Avg of Game 1</u>	<u>Avg of Game 2</u>	<u>Avg of Game 3</u>
175.54	171.89	177.61

High game of 246 on week 19 High series of 622 on week 5 High average of 179.11 after bowling week 5
 Low game of 121 on week 29 Low series of 451 on week 15 Low average of 165.00 after bowling week 4

High Scores by Game
 Game #1: 227 on week 31 Game #2: 231 on week 14 Game #3: 246 on week 19



Note: This report includes information through April 28 which is Week 32 of 32

Artyson Phaxayavong's Bowling Record - Team 1: Just Bowling #1

Week No.	Bowling Date	Old Avg	Old HDCP	-1-	-2-	-3-	Total	HDCP		---Average Change---			High Game	High Sers	HDCP Game	HDCP Sers			
								Total	Pins	Gms	New	Old					---> +/-		
7	10/21/25	bk159	0				0	0	0	0	-	0.00	=	0.00	0	0			
8	10/28/25	bk159	0				0	0	0	0	-	0.00	=	0.00	0	0			
9	11/04/25	bk159	48	169	173	106	448	592	448	3	149.33	-	0.00	=	149.33	173	448	221	592
10	11/11/25	bk159	48	167	154	176	497	641	945	6	157.50	-	149.33	=	8.17	176	497	224	641
11	11/18/25	bk159	0				0	0	945	6	157.50	-	157.50	=	0.00	176	497	224	641
12	11/25/25	bk159	0				0	0	945	6	157.50	-	157.50	=	0.00	176	497	224	641
13	12/02/25	bk159	0				0	0	945	6	157.50	-	157.50	=	0.00	176	497	224	641
14	12/09/25	bk159	0				0	0	945	6	157.50	-	157.50	=	0.00	176	497	224	641
15	12/16/25	bk159	0				0	0	945	6	157.50	-	157.50	=	0.00	176	497	224	641
16	01/06/26	bk159	0				0	0	945	6	157.50	-	157.50	=	0.00	176	497	224	641

End of 1st split

17	01/13/26	bk159	0				0	0	945	6	157.50	-	157.50	=	0.00	176	497	224	641
18	01/20/26	bk159	0				0	0	945	6	157.50	-	157.50	=	0.00	176	497	224	641
19	01/27/26	bk159	0				0	0	945	6	157.50	-	157.50	=	0.00	176	497	224	641
20	02/03/26	bk159	0				0	0	945	6	157.50	-	157.50	=	0.00	176	497	224	641
21	02/10/26	bk159	0				0	0	945	6	157.50	-	157.50	=	0.00	176	497	224	641
22	02/17/26	bk159	0				0	0	945	6	157.50	-	157.50	=	0.00	176	497	224	641
23	02/24/26	bk159	0				0	0	945	6	157.50	-	157.50	=	0.00	176	497	224	641
24	03/03/26	bk159	0				0	0	945	6	157.50	-	157.50	=	0.00	176	497	224	641
25	03/10/26	bk159	0				0	0	945	6	157.50	-	157.50	=	0.00	176	497	224	641
26	03/17/26	bk159	0				0	0	945	6	157.50	-	157.50	=	0.00	176	497	224	641
27	03/24/26	bk159	0				0	0	945	6	157.50	-	157.50	=	0.00	176	497	224	641
28	03/31/26	bk159	0				0	0	945	6	157.50	-	157.50	=	0.00	176	497	224	641
29	04/07/26	bk159	0				0	0	945	6	157.50	-	157.50	=	0.00	176	497	224	641
30	04/14/26	bk159	0				0	0	945	6	157.50	-	157.50	=	0.00	176	497	224	641
31	04/21/26	bk159	0				0	0	945	6	157.50	-	157.50	=	0.00	176	497	224	641
32	04/28/26	bk159	48				0	0	945	6	157.50	-	157.50	=	0.00	176	497	224	641

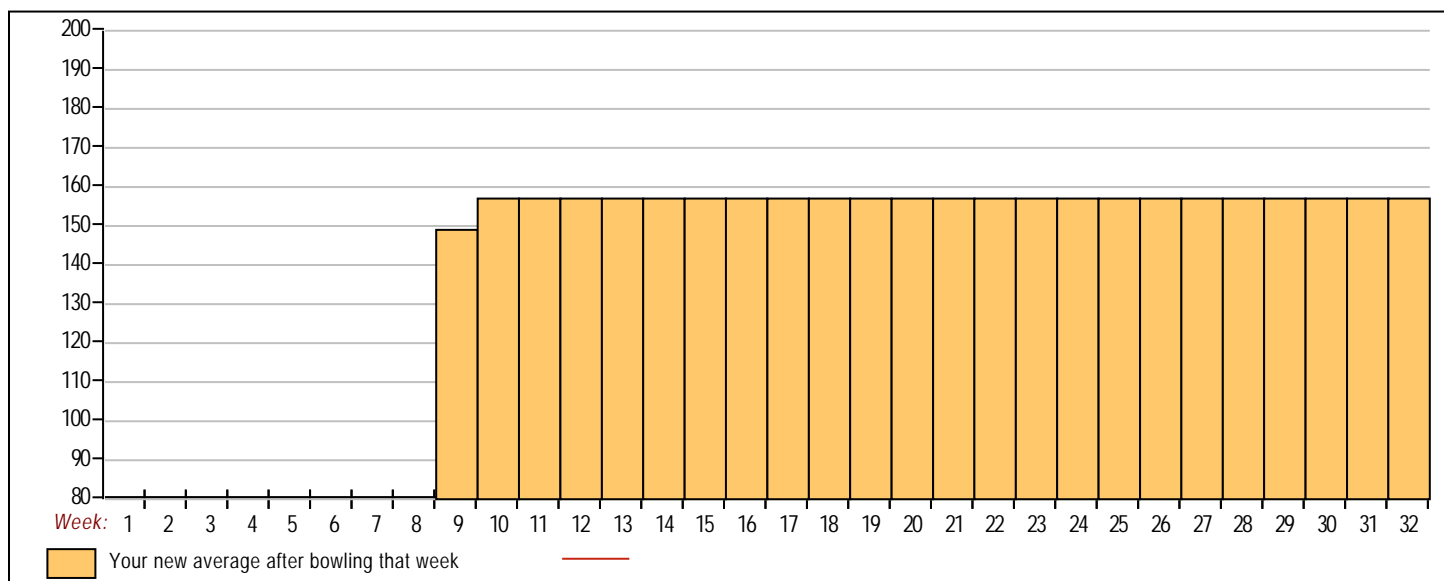
End of 2nd split

<u><100</u>	<u>100's</u>	<u>125's</u>	<u>150's</u>	<u>175's</u>	<u>200's</u>	<u>225's</u>	<u>250's</u>	<u>275's</u>	<u>300's</u>
	1		4	1					
<u><400</u>	<u>400's</u>	<u>450's</u>	<u>500's</u>	<u>550's</u>	<u>600's</u>	<u>650's</u>	<u>700's</u>	<u>750's</u>	<u>800's</u>
	1	1							

Avg of Game 1	Avg of Game 2	Avg of Game 3
168.00	163.50	141.00

High game of 176 on week 10 High series of 497 on week 10 High average of 157.50 after bowling week 10
 Low game of 106 on week 9 Low series of 448 on week 9 Low average of 149.33 after bowling week 9

High Scores by Game
 Game #1: 169 on week 9 Game #2: 173 on week 9 Game #3: 176 on week 10



Note: This report includes information through April 28 which is Week 32 of 32

Angie Rivera's Bowling Record - Team 1: Just Bowling #1

Week No.	Bowling Date	Old Avg	Old HDCP	-1-	-2-	-3-	Total	HDCP Total	Pins	Gms	---Average Change---			High Game	High Sers	HDCP Game	HDCP Sers		
											New	Old	---> +/-						
1	09/02/25	140	64	v140	v140	v140	420	612	0	0	-	0.00	=	0.00	0	0			
2	09/09/25	bk164	44	188	205	131	524	656	524	3	174.67	-	0.00	=	174.67	205	524	249	656
3	09/16/25	bk164	0				0	0	524	3	174.67	-	174.67	=	0.00	205	524	249	656
4	09/23/25	bk164	0				0	0	524	3	174.67	-	174.67	=	0.00	205	524	249	656
5	09/30/25	bk164	44	193	141	201	535	667	1059	6	176.50	-	174.67	=	1.83	205	535	249	667
6	10/14/25	bk164	0				0	0	1059	6	176.50	-	176.50	=	0.00	205	535	249	667
7	10/21/25	bk164	0				0	0	1059	6	176.50	-	176.50	=	0.00	205	535	249	667
8	10/28/25	bk164	0				0	0	1059	6	176.50	-	176.50	=	0.00	205	535	249	667
9	11/04/25	bk164	0				0	0	1059	6	176.50	-	176.50	=	0.00	205	535	249	667
10	11/11/25	bk164	0				0	0	1059	6	176.50	-	176.50	=	0.00	205	535	249	667
11	11/18/25	bk164	0				0	0	1059	6	176.50	-	176.50	=	0.00	205	535	249	667
12	11/25/25	bk164	0				0	0	1059	6	176.50	-	176.50	=	0.00	205	535	249	667
13	12/02/25	bk164	0				0	0	1059	6	176.50	-	176.50	=	0.00	205	535	249	667
14	12/09/25	bk164	0				0	0	1059	6	176.50	-	176.50	=	0.00	205	535	249	667
15	12/16/25	bk164	0				0	0	1059	6	176.50	-	176.50	=	0.00	205	535	249	667
16	01/06/26	bk164	0				0	0	1059	6	176.50	-	176.50	=	0.00	205	535	249	667

End of 1st split

17	01/13/26	bk164	0				0	0	1059	6	176.50	-	176.50	=	0.00	205	535	249	667
18	01/20/26	bk164	0				0	0	1059	6	176.50	-	176.50	=	0.00	205	535	249	667
19	01/27/26	bk164	0				0	0	1059	6	176.50	-	176.50	=	0.00	205	535	249	667
20	02/03/26	bk164	0				0	0	1059	6	176.50	-	176.50	=	0.00	205	535	249	667
21	02/10/26	bk164	0				0	0	1059	6	176.50	-	176.50	=	0.00	205	535	249	667
22	02/17/26	bk164	0				0	0	1059	6	176.50	-	176.50	=	0.00	205	535	249	667
23	02/24/26	bk164	0				0	0	1059	6	176.50	-	176.50	=	0.00	205	535	249	667
24	03/03/26	bk164	0				0	0	1059	6	176.50	-	176.50	=	0.00	205	535	249	667
25	03/10/26	bk164	0				0	0	1059	6	176.50	-	176.50	=	0.00	205	535	249	667
26	03/17/26	bk164	0				0	0	1059	6	176.50	-	176.50	=	0.00	205	535	249	667
27	03/24/26	bk164	0				0	0	1059	6	176.50	-	176.50	=	0.00	205	535	249	667
28	03/31/26	bk164	0				0	0	1059	6	176.50	-	176.50	=	0.00	205	535	249	667
29	04/07/26	bk164	0				0	0	1059	6	176.50	-	176.50	=	0.00	205	535	249	667
30	04/14/26	bk164	0				0	0	1059	6	176.50	-	176.50	=	0.00	205	535	249	667
31	04/21/26	bk164	0				0	0	1059	6	176.50	-	176.50	=	0.00	205	535	249	667
32	04/28/26	bk164	44				0	0	1059	6	176.50	-	176.50	=	0.00	205	535	249	667

End of 2nd split

<u><100</u>	<u>100's</u>	<u>125's</u>	<u>150's</u>	<u>175's</u>	<u>200's</u>	<u>225's</u>	<u>250's</u>	<u>275's</u>	<u>300's</u>
		2		2	2				
<u><400</u>	<u>400's</u>	<u>450's</u>	<u>500's</u>	<u>550's</u>	<u>600's</u>	<u>650's</u>	<u>700's</u>	<u>750's</u>	<u>800's</u>
			2						

Avg of Game 1	Avg of Game 2	Avg of Game 3
190.50	173.00	166.00

High game of 205 on week 2 High series of 535 on week 5 High average of 176.50 after bowling week 5
 Low game of 131 on week 2 Low series of 524 on week 2 Low average of 174.67 after bowling week 2

High Scores by Game
 Game #1: 193 on week 5 Game #2: 205 on week 2 Game #3: 201 on week 5

