

Note: This report includes information through March 24 which is Week 27 of 32

Chris Toy's Bowling Record - Team 33: Team 33

| Week No. | Bowling Date | Old Avg | Old HDCP | - | | | Total | HDCP Total | Pins | Gms | ---Average Change--- | | | High Game | High Sers | HDCP Game | HDCP Sers | | |
|----------|--------------|---------|----------|------|------|------|-------|------------|------|-----|----------------------|-----|----------|-----------|-----------|-----------|-----------|-----|-----|
| | | | | -1- | -2- | -3- | | | | | New | Old | ---> +/- | | | | | | |
| 1 | 09/02/25 | bk209 | 8 | 234 | 174 | 145 | 553 | 577 | 553 | 3 | 184.33 | - | 0.00 | = | 184.33 | 234 | 553 | 242 | 577 |
| 2 | 09/09/25 | bk209 | 8 | a209 | a209 | a209 | 627 | 651 | 553 | 3 | 184.33 | - | 184.33 | = | 0.00 | 234 | 553 | 242 | 577 |
| 3 | 09/16/25 | bk209 | 8 | 196 | 223 | 255 | 674 | 698 | 1227 | 6 | 204.50 | - | 184.33 | = | 20.17 | 255 | 674 | 263 | 698 |
| 4 | 09/23/25 | bk209 | 8 | 189 | 218 | 184 | 591 | 615 | 1818 | 9 | 202.00 | - | 204.50 | = | -2.50 | 255 | 674 | 263 | 698 |
| 5 | 09/30/25 | 202 | 14 | 214 | 236 | 210 | 660 | 702 | 2478 | 12 | 206.50 | - | 202.00 | = | 4.50 | 255 | 674 | 263 | 702 |
| 6 | 10/14/25 | 206 | 11 | 172 | 176 | 200 | 548 | 581 | 3026 | 15 | 201.73 | - | 206.50 | = | -4.77 | 255 | 674 | 263 | 702 |
| 7 | 10/21/25 | 201 | 15 | 202 | 205 | 213 | 620 | 665 | 3646 | 18 | 202.56 | - | 201.73 | = | 0.82 | 255 | 674 | 263 | 702 |
| 8 | 10/28/25 | 202 | 14 | 138 | 217 | 225 | 580 | 622 | 4226 | 21 | 201.24 | - | 202.56 | = | -1.32 | 255 | 674 | 263 | 702 |
| 9 | 11/04/25 | 201 | 15 | 203 | 167 | 212 | 582 | 627 | 4808 | 24 | 200.33 | - | 201.24 | = | -0.90 | 255 | 674 | 263 | 702 |
| 10 | 11/11/25 | 200 | 16 | 150 | 202 | 161 | 513 | 561 | 5321 | 27 | 197.07 | - | 200.33 | = | -3.26 | 255 | 674 | 263 | 702 |
| 11 | 11/18/25 | 199 | 16 | 278 | 195 | 204 | 677 | 725 | 5998 | 30 | 199.93 | - | 197.07 | = | 2.86 | 278 | 677 | 294 | 725 |
| 12 | 11/25/25 | 199 | 16 | 269 | 222 | 182 | 673 | 721 | 6671 | 33 | 202.15 | - | 199.93 | = | 2.22 | 278 | 677 | 294 | 725 |
| 13 | 12/02/25 | 202 | 14 | 218 | 193 | 205 | 616 | 658 | 7287 | 36 | 202.42 | - | 202.15 | = | 0.27 | 278 | 677 | 294 | 725 |
| 14 | 12/09/25 | 202 | 14 | 227 | 217 | 215 | 659 | 701 | 7946 | 39 | 203.74 | - | 202.42 | = | 1.33 | 278 | 677 | 294 | 725 |
| 15 | 12/16/25 | 203 | 13 | 185 | 233 | 218 | 636 | 675 | 8582 | 42 | 204.33 | - | 203.74 | = | 0.59 | 278 | 677 | 294 | 725 |
| 16 | 01/06/26 | 204 | 12 | 233 | 222 | 238 | 693 | 729 | 9275 | 45 | 206.11 | - | 204.33 | = | 1.78 | 278 | 693 | 294 | 729 |

End of 1st split

| | | | | | | | | | | | | | | | | | | | |
|----|----------|-----|----|-----|-----|-----|-----|-----|-------|----|--------|---|--------|---|-------|-----|-----|-----|-----|
| 17 | 01/13/26 | 206 | 11 | 244 | 238 | 235 | 717 | 750 | 9992 | 48 | 208.17 | - | 206.11 | = | 2.06 | 278 | 717 | 294 | 750 |
| 18 | 01/20/26 | 208 | 9 | 216 | 245 | 215 | 676 | 703 | 10668 | 51 | 209.18 | - | 208.17 | = | 1.01 | 278 | 717 | 294 | 750 |
| 19 | 01/27/26 | 209 | 0 | | | | 0 | 0 | 10668 | 51 | 209.18 | - | 209.18 | = | 0.00 | 278 | 717 | 294 | 750 |
| 20 | 02/03/26 | 209 | 0 | | | | 0 | 0 | 10668 | 51 | 209.18 | - | 209.18 | = | 0.00 | 278 | 717 | 294 | 750 |
| 21 | 02/10/26 | 209 | 8 | 224 | 190 | 202 | 616 | 640 | 11284 | 54 | 208.96 | - | 209.18 | = | -0.21 | 278 | 717 | 294 | 750 |
| 22 | 02/17/26 | 208 | 9 | 173 | 201 | 257 | 631 | 658 | 11915 | 57 | 209.04 | - | 208.96 | = | 0.07 | 278 | 717 | 294 | 750 |
| 23 | 02/24/26 | 209 | 8 | 189 | 214 | 186 | 589 | 613 | 12504 | 60 | 208.40 | - | 209.04 | = | -0.64 | 278 | 717 | 294 | 750 |
| 24 | 03/03/26 | 208 | 9 | 211 | 216 | 227 | 654 | 681 | 13158 | 63 | 208.86 | - | 208.40 | = | 0.46 | 278 | 717 | 294 | 750 |
| 25 | 03/10/26 | 208 | 9 | 266 | 269 | 222 | 757 | 784 | 13915 | 66 | 210.83 | - | 208.86 | = | 1.98 | 278 | 757 | 294 | 784 |
| 26 | 03/17/26 | 210 | 8 | 185 | 188 | 220 | 593 | 617 | 14508 | 69 | 210.26 | - | 210.83 | = | -0.57 | 278 | 757 | 294 | 784 |
| 27 | 03/24/26 | 210 | 8 | 216 | 205 | 236 | 657 | 681 | 15165 | 72 | 210.63 | - | 210.26 | = | 0.36 | 278 | 757 | 294 | 784 |

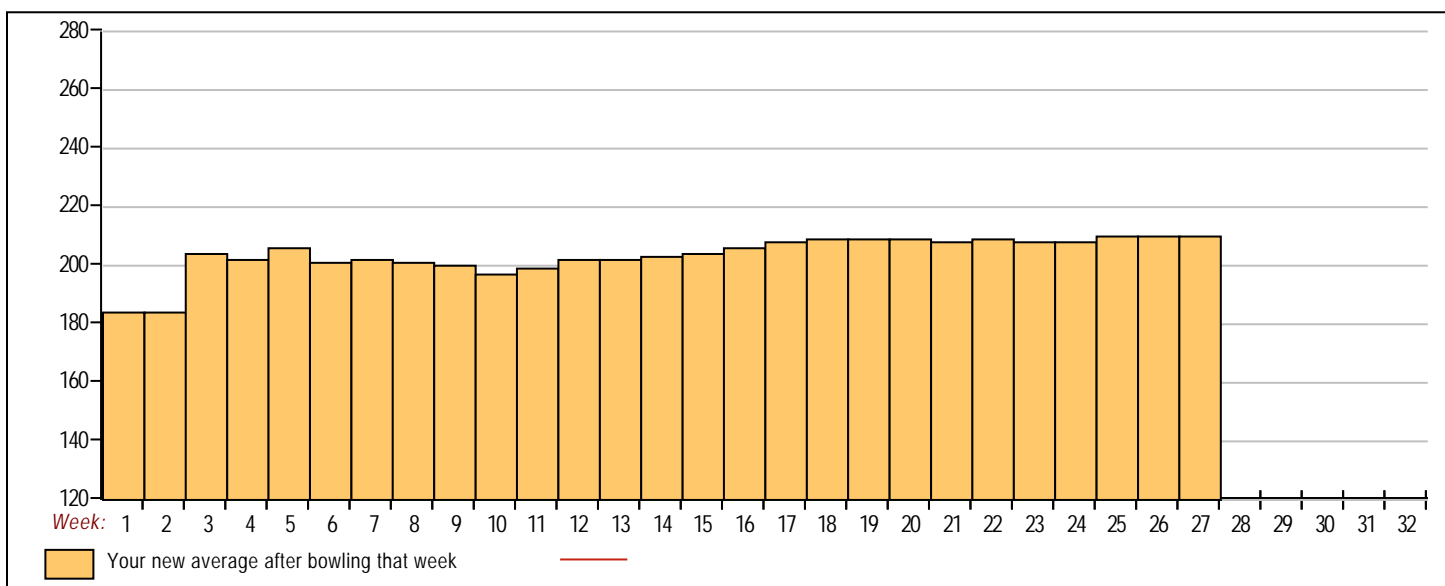


| | | | | | | | | | |
|------|-------|-------|-------|-------|-------|-------|-------|-------|-------|
| <100 | 100's | 125's | 150's | 175's | 200's | 225's | 250's | 275's | 300's |
| | | 2 | 6 | 13 | 32 | 13 | 5 | 1 | |
| <400 | 400's | 450's | 500's | 550's | 600's | 650's | 700's | 750's | 800's |
| | | | 2 | 6 | 5 | 9 | 1 | 1 | |

| Avg of Game 1 | Avg of Game 2 | Avg of Game 3 |
|---------------|---------------|---------------|
| 209.67 | 211.08 | 211.13 |

High game of 278 on week 11 High series of 757 on week 25 High average of 210.83 after bowling week 25
 Low game of 138 on week 8 Low series of 513 on week 10 Low average of 184.33 after bowling week 1

High Scores by Game
 Game #1: 278 on week 11 Game #2: 269 on week 25 Game #3: 257 on week 22



Note: This report includes information through March 24 which is Week 27 of 32

Robert Mak's Bowling Record - Team 33: Team 33

| Week No. | Bowling Date | Old Avg | Old HDCP | -1- | -2- | -3- | Total | HDCP Total | Pins | Gms | ---Average Change--- | | | High Game | High Sers | HDCP Game | HDCP Sers | | |
|----------|--------------|---------|----------|-----|-----|-----|-------|------------|------|-----|----------------------|------|----------|-----------|-----------|-----------|-----------|--|--|
| | | | | | | | | | | | New | Old | ---> +/- | | | | | | |
| 6 | 10/14/25 | 0 | 0 | | | | 0 | 0 | 0 | 0 | - | 0.00 | = | 0.00 | 0 | 0 | | | |
| 7 | 10/21/25 | 0 | 0 | | | | 0 | 0 | 0 | 0 | - | 0.00 | = | 0.00 | 0 | 0 | | | |
| 8 | 10/28/25 | 188 | 25 | 177 | 202 | 186 | 565 | 640 | 565 | 3 | 188.33 | - | 0.00 | = | 188.33 | 202 | 565 | | |
| 9 | 11/04/25 | 188 | 0 | | | | 0 | 0 | 565 | 3 | 188.33 | - | 188.33 | = | 0.00 | 202 | 565 | | |
| 10 | 11/11/25 | 188 | 0 | | | | 0 | 0 | 565 | 3 | 188.33 | - | 188.33 | = | 0.00 | 202 | 565 | | |
| 11 | 11/18/25 | 188 | 0 | | | | 0 | 0 | 565 | 3 | 188.33 | - | 188.33 | = | 0.00 | 202 | 565 | | |
| 12 | 11/25/25 | 188 | 0 | | | | 0 | 0 | 565 | 3 | 188.33 | - | 188.33 | = | 0.00 | 202 | 565 | | |
| 13 | 12/02/25 | 188 | 0 | | | | 0 | 0 | 565 | 3 | 188.33 | - | 188.33 | = | 0.00 | 202 | 565 | | |
| 14 | 12/09/25 | 194 | 20 | 184 | 202 | 213 | 599 | 659 | 1164 | 6 | 194.00 | - | 188.33 | = | 5.67 | 213 | 599 | | |
| 15 | 12/16/25 | 184 | 28 | 166 | 158 | 170 | 494 | 578 | 1658 | 9 | 184.22 | - | 194.00 | = | -9.78 | 213 | 599 | | |
| 16 | 01/06/26 | 184 | 0 | | | | 0 | 0 | 1658 | 9 | 184.22 | - | 184.22 | = | 0.00 | 213 | 599 | | |

End of 1st split

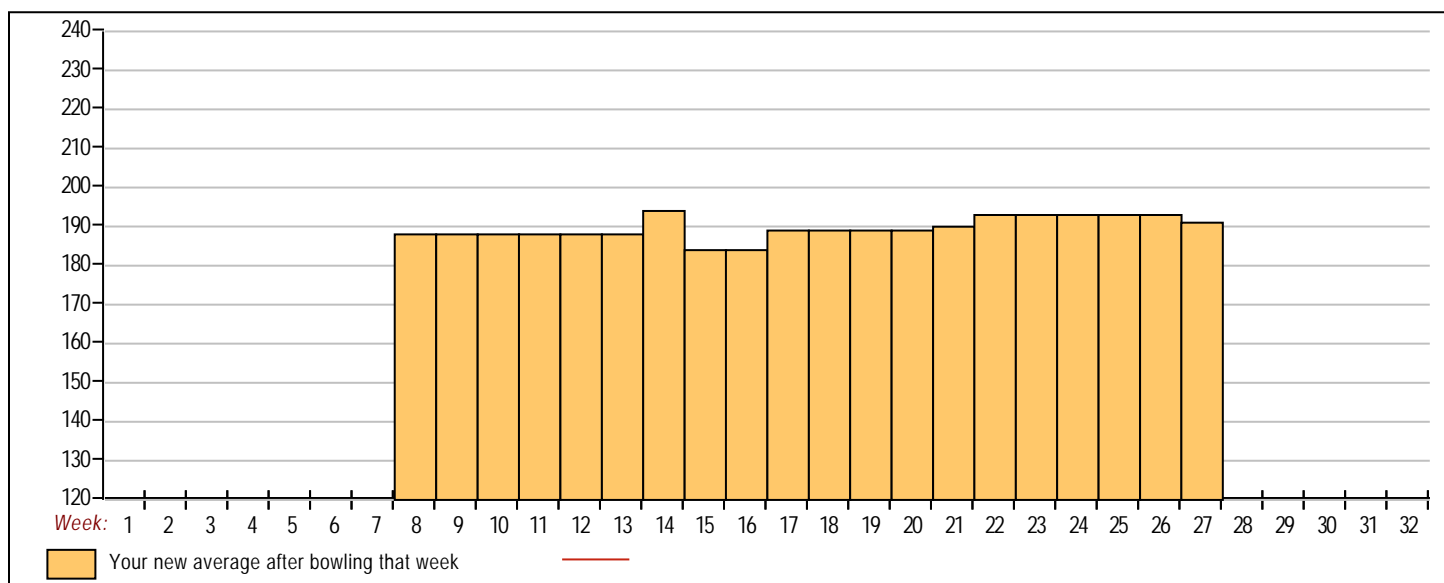
| | | | | | | | | | | | | | | | | | | | |
|----|----------|-----|----|-----|-----|-----|-----|-----|------|----|--------|---|--------|---|-------|-----|-----|-----|-----|
| 17 | 01/13/26 | 184 | 28 | 182 | 234 | 199 | 615 | 699 | 2273 | 12 | 189.42 | - | 184.22 | = | 5.19 | 234 | 615 | 262 | 699 |
| 18 | 01/20/26 | 189 | 0 | | | | 0 | 0 | 2273 | 12 | 189.42 | - | 189.42 | = | 0.00 | 234 | 615 | 262 | 699 |
| 19 | 01/27/26 | 189 | 24 | 159 | 202 | 202 | 563 | 635 | 2836 | 15 | 189.07 | - | 189.42 | = | -0.35 | 234 | 615 | 262 | 699 |
| 20 | 02/03/26 | 189 | 24 | 137 | 222 | 211 | 570 | 642 | 3406 | 18 | 189.22 | - | 189.07 | = | 0.16 | 234 | 615 | 262 | 699 |
| 21 | 02/10/26 | 189 | 24 | 220 | 201 | 174 | 595 | 667 | 4001 | 21 | 190.52 | - | 189.22 | = | 1.30 | 234 | 615 | 262 | 699 |
| 22 | 02/17/26 | 190 | 24 | 227 | 203 | 212 | 642 | 714 | 4643 | 24 | 193.46 | - | 190.52 | = | 2.93 | 234 | 642 | 262 | 714 |
| 23 | 02/24/26 | 193 | 21 | 179 | 235 | 176 | 590 | 653 | 5233 | 27 | 193.81 | - | 193.46 | = | 0.36 | 235 | 642 | 262 | 714 |
| 24 | 03/03/26 | 193 | 21 | 167 | 200 | 213 | 580 | 643 | 5813 | 30 | 193.77 | - | 193.81 | = | -0.05 | 235 | 642 | 262 | 714 |
| 25 | 03/10/26 | 193 | 0 | | | | 0 | 0 | 5813 | 30 | 193.77 | - | 193.77 | = | 0.00 | 235 | 642 | 262 | 714 |
| 26 | 03/17/26 | 193 | 0 | | | | 0 | 0 | 5813 | 30 | 193.77 | - | 193.77 | = | 0.00 | 235 | 642 | 262 | 714 |
| 27 | 03/24/26 | 193 | 21 | 165 | 182 | 175 | 522 | 585 | 6335 | 33 | 191.97 | - | 193.77 | = | -1.80 | 235 | 642 | 262 | 714 |

| | | | | | | | | | |
|----------------|--------------|--------------|--------------|--------------|--------------|--------------|--------------|--------------|--------------|
| <u><100</u> | <u>100's</u> | <u>125's</u> | <u>150's</u> | <u>175's</u> | <u>200's</u> | <u>225's</u> | <u>250's</u> | <u>275's</u> | <u>300's</u> |
| | | 1 | 7 | 9 | 13 | 3 | | | |
| <u><400</u> | <u>400's</u> | <u>450's</u> | <u>500's</u> | <u>550's</u> | <u>600's</u> | <u>650's</u> | <u>700's</u> | <u>750's</u> | <u>800's</u> |
| | | 1 | 1 | 7 | 2 | | | | |

| | | |
|----------------------|----------------------|----------------------|
| <u>Avg of Game 1</u> | <u>Avg of Game 2</u> | <u>Avg of Game 3</u> |
| 178.45 | 203.73 | 193.73 |

High game of 235 on week 23 High series of 642 on week 22 High average of 194.00 after bowling week 14
 Low game of 137 on week 20 Low series of 494 on week 15 Low average of 184.22 after bowling week 15

High Scores by Game
 Game #1: 227 on week 22 Game #2: 235 on week 23 Game #3: 213 on week 14



Note: This report includes information through March 24 which is Week 27 of 32

Thomas Toy's Bowling Record - Team 33: Team 33

| Week No. | Bowling Date | Old Avg | Old HDCP | - | | | Total | HDCP Total | Pins | Gms | ---Average Change--- | | | High Game | High Sers | HDCP Game | HDCP Sers | | |
|----------|--------------|---------|----------|-----|-----|-----|-------|------------|------|-----|----------------------|-----|----------|-----------|-----------|-----------|-----------|-----|-----|
| | | | | -1- | -2- | -3- | | | | | New | Old | ---> +/- | | | | | | |
| 1 | 09/02/25 | bk190 | 24 | 184 | 182 | 179 | 545 | 617 | 545 | 3 | 181.67 | - | 0.00 | = | 181.67 | 184 | 545 | 208 | 617 |
| 2 | 09/09/25 | bk190 | 24 | 225 | 194 | 155 | 574 | 646 | 1119 | 6 | 186.50 | - | 181.67 | = | 4.83 | 225 | 574 | 249 | 646 |
| 3 | 09/16/25 | bk190 | 24 | 163 | 170 | 223 | 556 | 628 | 1675 | 9 | 186.11 | - | 186.50 | = | -0.39 | 225 | 574 | 249 | 646 |
| 4 | 09/23/25 | 186 | 27 | 196 | 206 | 244 | 646 | 727 | 2321 | 12 | 193.42 | - | 186.11 | = | 7.31 | 244 | 646 | 271 | 727 |
| 5 | 09/30/25 | 193 | 21 | 169 | 214 | 163 | 546 | 609 | 2867 | 15 | 191.13 | - | 193.42 | = | -2.28 | 244 | 646 | 271 | 727 |
| 6 | 10/14/25 | 191 | 23 | 185 | 251 | 187 | 623 | 692 | 3490 | 18 | 193.89 | - | 191.13 | = | 2.76 | 251 | 646 | 274 | 727 |
| 7 | 10/21/25 | 193 | 21 | 204 | 214 | 205 | 623 | 686 | 4113 | 21 | 195.86 | - | 193.89 | = | 1.97 | 251 | 646 | 274 | 727 |
| 8 | 10/28/25 | 195 | 20 | 198 | 210 | 199 | 607 | 667 | 4720 | 24 | 196.67 | - | 195.86 | = | 0.81 | 251 | 646 | 274 | 727 |
| 9 | 11/04/25 | 196 | 19 | 221 | 177 | 182 | 580 | 637 | 5300 | 27 | 196.30 | - | 196.67 | = | -0.37 | 251 | 646 | 274 | 727 |
| 10 | 11/11/25 | 196 | 19 | 264 | 241 | 164 | 669 | 726 | 5969 | 30 | 198.97 | - | 196.30 | = | 2.67 | 264 | 669 | 283 | 727 |
| 11 | 11/18/25 | 198 | 17 | 189 | 211 | 162 | 562 | 613 | 6531 | 33 | 197.91 | - | 198.97 | = | -1.06 | 264 | 669 | 283 | 727 |
| 12 | 11/25/25 | 197 | 18 | 244 | 178 | 137 | 559 | 613 | 7090 | 36 | 196.94 | - | 197.91 | = | -0.96 | 264 | 669 | 283 | 727 |
| 13 | 12/02/25 | 196 | 19 | 234 | 243 | 222 | 699 | 756 | 7789 | 39 | 199.72 | - | 196.94 | = | 2.77 | 264 | 699 | 283 | 756 |
| 14 | 12/09/25 | 199 | 0 | | | | 0 | 0 | 7789 | 39 | 199.72 | - | 199.72 | = | 0.00 | 264 | 699 | 283 | 756 |
| 15 | 12/16/25 | 199 | 0 | | | | 0 | 0 | 7789 | 39 | 199.72 | - | 199.72 | = | 0.00 | 264 | 699 | 283 | 756 |
| 16 | 01/06/26 | 199 | 16 | 246 | 265 | 201 | 712 | 760 | 8501 | 42 | 202.40 | - | 199.72 | = | 2.69 | 265 | 712 | 283 | 760 |

End of 1st split

| | | | | | | | | | | | | | | | | | | | |
|----|----------|-----|----|-----|-----|-----|-----|-----|-------|----|--------|---|--------|---|-------|-----|-----|-----|-----|
| 17 | 01/13/26 | 202 | 0 | | | | 0 | 0 | 8501 | 42 | 202.40 | - | 202.40 | = | 0.00 | 265 | 712 | 283 | 760 |
| 18 | 01/20/26 | 202 | 0 | | | | 0 | 0 | 8501 | 42 | 202.40 | - | 202.40 | = | 0.00 | 265 | 712 | 283 | 760 |
| 19 | 01/27/26 | 202 | 14 | 170 | 267 | 257 | 694 | 736 | 9195 | 45 | 204.33 | - | 202.40 | = | 1.93 | 267 | 712 | 283 | 760 |
| 20 | 02/03/26 | 204 | 0 | | | | 0 | 0 | 9195 | 45 | 204.33 | - | 204.33 | = | 0.00 | 267 | 712 | 283 | 760 |
| 21 | 02/10/26 | 204 | 0 | | | | 0 | 0 | 9195 | 45 | 204.33 | - | 204.33 | = | 0.00 | 267 | 712 | 283 | 760 |
| 22 | 02/17/26 | 204 | 0 | | | | 0 | 0 | 9195 | 45 | 204.33 | - | 204.33 | = | 0.00 | 267 | 712 | 283 | 760 |
| 23 | 02/24/26 | 204 | 0 | | | | 0 | 0 | 9195 | 45 | 204.33 | - | 204.33 | = | 0.00 | 267 | 712 | 283 | 760 |
| 24 | 03/03/26 | 204 | 0 | | | | 0 | 0 | 9195 | 45 | 204.33 | - | 204.33 | = | 0.00 | 267 | 712 | 283 | 760 |
| 25 | 03/10/26 | 204 | 12 | 290 | 232 | 268 | 790 | 826 | 9985 | 48 | 208.02 | - | 204.33 | = | 3.69 | 290 | 790 | 302 | 826 |
| 26 | 03/17/26 | 208 | 9 | 222 | 178 | 210 | 610 | 637 | 10595 | 51 | 207.75 | - | 208.02 | = | -0.28 | 290 | 790 | 302 | 826 |
| 27 | 03/24/26 | 207 | 10 | 242 | 182 | 177 | 601 | 631 | 11196 | 54 | 207.33 | - | 207.75 | = | -0.41 | 290 | 790 | 302 | 826 |

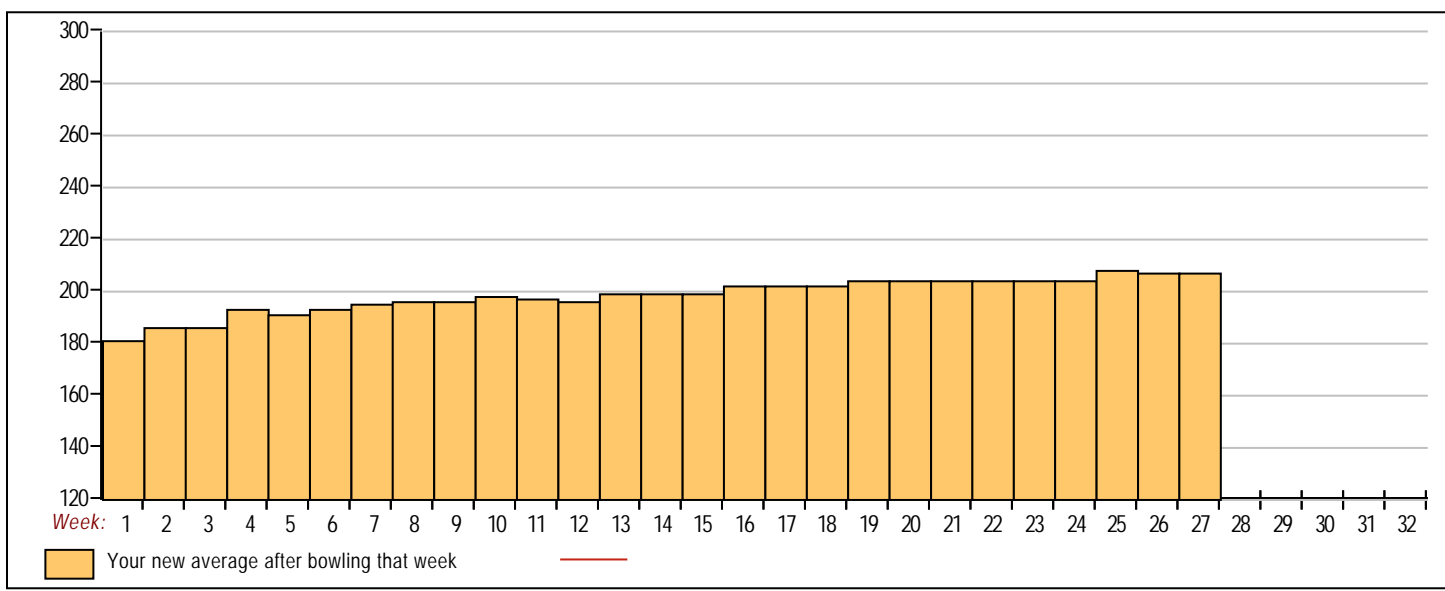


| | | | | | | | | | |
|------|-------|-------|-------|-------|-------|-------|-------|-------|-------|
| <100 | 100's | 125's | 150's | 175's | 200's | 225's | 250's | 275's | 300's |
| | | 1 | 8 | 16 | 13 | 9 | 6 | 1 | |
| <400 | 400's | 450's | 500's | 550's | 600's | 650's | 700's | 750's | 800's |
| | | | 2 | 5 | 6 | 3 | 1 | 1 | |

| Avg of Game 1 | Avg of Game 2 | Avg of Game 3 |
|---------------|---------------|---------------|
| 213.67 | 211.94 | 196.39 |

High game of 290 on week 25 High series of 790 on week 25 High average of 208.02 after bowling week 25
 Low game of 137 on week 12 Low series of 545 on week 1 Low average of 181.67 after bowling week 1

High Scores by Game
 Game #1: 290 on week 25 Game #2: 267 on week 19 Game #3: 268 on week 25



Note: This report includes information through March 24 which is Week 27 of 32

Frank Toy's Bowling Record - Team 33: Team 33

| Week No. | Bowling Date | Old Avg | Old HDCP | - | | | Total | HDCP Total | Pins | Gms | ---Average Change--- | | | High Game | High Sers | HDCP Game | HDCP Sers | | |
|----------|--------------|---------|----------|-----|-----|-----|-------|------------|-------|-----|----------------------|-----|----------|-----------|-----------|-----------|-----------|-----|-----|
| | | | | -1- | -2- | -3- | | | | | New | Old | ---> +/- | | | | | | |
| 1 | 09/02/25 | bk206 | 11 | 188 | 195 | 179 | 562 | 595 | 562 | 3 | 187.33 | - | 0.00 | = | 187.33 | 195 | 562 | 206 | 595 |
| 2 | 09/09/25 | bk206 | 11 | 185 | 180 | 237 | 602 | 635 | 1164 | 6 | 194.00 | - | 187.33 | = | 6.67 | 237 | 602 | 248 | 635 |
| 3 | 09/16/25 | bk206 | 11 | 226 | 227 | 173 | 626 | 659 | 1790 | 9 | 198.89 | - | 194.00 | = | 4.89 | 237 | 626 | 248 | 659 |
| 4 | 09/23/25 | 198 | 17 | 194 | 230 | 255 | 679 | 730 | 2469 | 12 | 205.75 | - | 198.89 | = | 6.86 | 255 | 679 | 272 | 730 |
| 5 | 09/30/25 | 205 | 12 | 238 | 216 | 253 | 707 | 743 | 3176 | 15 | 211.73 | - | 205.75 | = | 5.98 | 255 | 707 | 272 | 743 |
| 6 | 10/14/25 | 211 | 7 | 216 | 173 | 224 | 613 | 634 | 3789 | 18 | 210.50 | - | 211.73 | = | -1.23 | 255 | 707 | 272 | 743 |
| 7 | 10/21/25 | 210 | 8 | 201 | 224 | 172 | 597 | 621 | 4386 | 21 | 208.86 | - | 210.50 | = | -1.64 | 255 | 707 | 272 | 743 |
| 8 | 10/28/25 | 208 | 9 | 195 | 205 | 212 | 612 | 639 | 4998 | 24 | 208.25 | - | 208.86 | = | -0.61 | 255 | 707 | 272 | 743 |
| 9 | 11/04/25 | 208 | 9 | 258 | 217 | 213 | 688 | 715 | 5686 | 27 | 210.59 | - | 208.25 | = | 2.34 | 258 | 707 | 272 | 743 |
| 10 | 11/11/25 | 210 | 8 | 234 | 254 | 226 | 714 | 738 | 6400 | 30 | 213.33 | - | 210.59 | = | 2.74 | 258 | 714 | 272 | 743 |
| 11 | 11/18/25 | 213 | 5 | 216 | 225 | 193 | 634 | 649 | 7034 | 33 | 213.15 | - | 213.33 | = | -0.18 | 258 | 714 | 272 | 743 |
| 12 | 11/25/25 | 213 | 5 | 193 | 180 | 188 | 561 | 576 | 7595 | 36 | 210.97 | - | 213.15 | = | -2.18 | 258 | 714 | 272 | 743 |
| 13 | 12/02/25 | 210 | 8 | 204 | 190 | 191 | 585 | 609 | 8180 | 39 | 209.74 | - | 210.97 | = | -1.23 | 258 | 714 | 272 | 743 |
| 14 | 12/09/25 | 209 | 8 | 249 | 196 | 193 | 638 | 662 | 8818 | 42 | 209.95 | - | 209.74 | = | 0.21 | 258 | 714 | 272 | 743 |
| 15 | 12/16/25 | 209 | 8 | 181 | 235 | 207 | 623 | 647 | 9441 | 45 | 209.80 | - | 209.95 | = | -0.15 | 258 | 714 | 272 | 743 |
| 16 | 01/06/26 | 209 | 8 | 212 | 237 | 213 | 662 | 686 | 10103 | 48 | 210.48 | - | 209.80 | = | 0.68 | 258 | 714 | 272 | 743 |

End of 1st split

| | | | | | | | | | | | | | | | | | | | |
|----|----------|-----|---|-----|-----|-----|-----|-----|-------|----|--------|---|--------|---|-------|-----|-----|-----|-----|
| 17 | 01/13/26 | 210 | 0 | | | | 0 | 0 | 10103 | 48 | 210.48 | - | 210.48 | = | 0.00 | 258 | 714 | 272 | 743 |
| 18 | 01/20/26 | 210 | 8 | 201 | 273 | 206 | 680 | 704 | 10783 | 51 | 211.43 | - | 210.48 | = | 0.95 | 273 | 714 | 281 | 743 |
| 19 | 01/27/26 | 211 | 0 | | | | 0 | 0 | 10783 | 51 | 211.43 | - | 211.43 | = | 0.00 | 273 | 714 | 281 | 743 |
| 20 | 02/03/26 | 211 | 7 | 247 | 216 | 205 | 668 | 689 | 11451 | 54 | 212.06 | - | 211.43 | = | 0.62 | 273 | 714 | 281 | 743 |
| 21 | 02/10/26 | 212 | 6 | 201 | 203 | 266 | 670 | 688 | 12121 | 57 | 212.65 | - | 212.06 | = | 0.59 | 273 | 714 | 281 | 743 |
| 22 | 02/17/26 | 212 | 0 | | | | 0 | 0 | 12121 | 57 | 212.65 | - | 212.65 | = | 0.00 | 273 | 714 | 281 | 743 |
| 23 | 02/24/26 | 212 | 0 | | | | 0 | 0 | 12121 | 57 | 212.65 | - | 212.65 | = | 0.00 | 273 | 714 | 281 | 743 |
| 24 | 03/03/26 | 212 | 6 | 205 | 268 | 226 | 699 | 717 | 12820 | 60 | 213.67 | - | 212.65 | = | 1.02 | 273 | 714 | 281 | 743 |
| 25 | 03/10/26 | 213 | 5 | 220 | 200 | 179 | 599 | 614 | 13419 | 63 | 213.00 | - | 213.67 | = | -0.67 | 273 | 714 | 281 | 743 |
| 26 | 03/17/26 | 213 | 5 | 240 | 184 | 217 | 641 | 656 | 14060 | 66 | 213.03 | - | 213.00 | = | 0.03 | 273 | 714 | 281 | 743 |
| 27 | 03/24/26 | 213 | 5 | | | | 0 | 0 | 14060 | 66 | 213.03 | - | 213.03 | = | 0.00 | 273 | 714 | 281 | 743 |

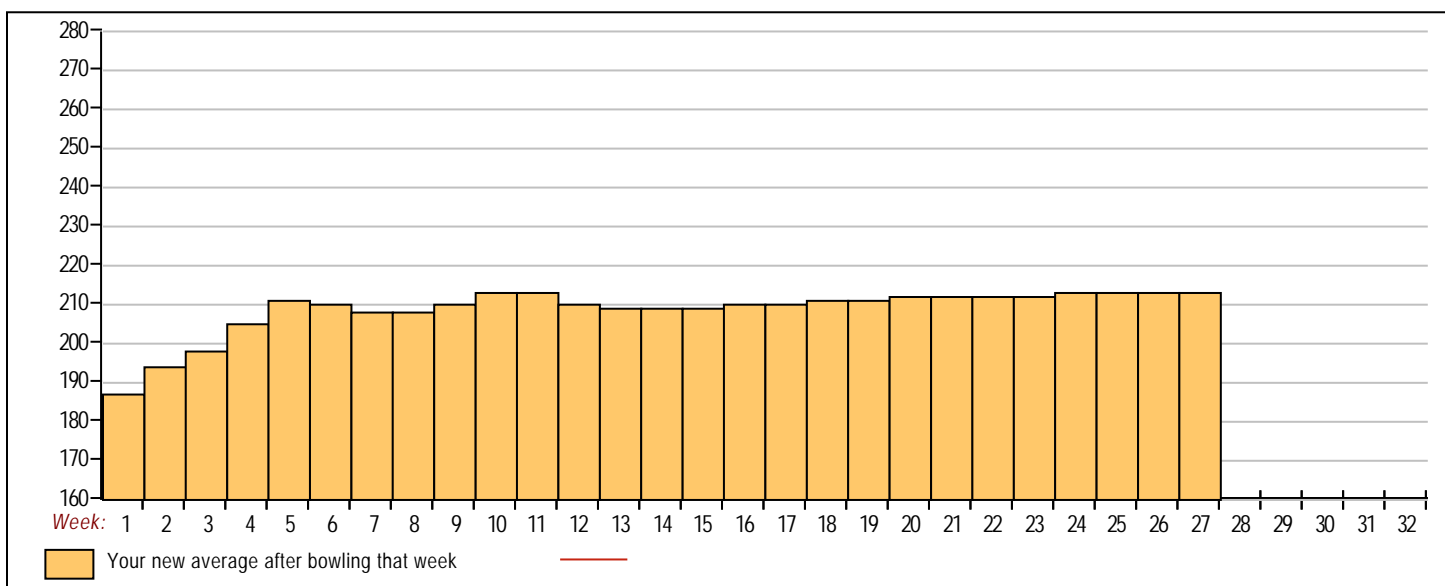


| | | | | | | | | | |
|----------------|--------------|--------------|--------------|--------------|--------------|--------------|--------------|--------------|--------------|
| <u><100</u> | <u>100's</u> | <u>125's</u> | <u>150's</u> | <u>175's</u> | <u>200's</u> | <u>225's</u> | <u>250's</u> | <u>275's</u> | <u>300's</u> |
| | | | 3 | 18 | 24 | 14 | 7 | | |
| <u><400</u> | <u>400's</u> | <u>450's</u> | <u>500's</u> | <u>550's</u> | <u>600's</u> | <u>650's</u> | <u>700's</u> | <u>750's</u> | <u>800's</u> |
| | | | | 5 | 8 | 7 | 2 | | |

| Avg of Game 1 | Avg of Game 2 | Avg of Game 3 |
|---------------|---------------|---------------|
| 213.82 | 214.91 | 210.36 |

High game of 273 on week 18 High series of 714 on week 10 High average of 213.67 after bowling week 24
 Low game of 172 on week 7 Low series of 561 on week 12 Low average of 187.33 after bowling week 1

High Scores by Game
 Game #1: 258 on week 9 Game #2: 273 on week 18 Game #3: 266 on week 21



Note: This report includes information through March 24 which is Week 27 of 32

Ming Chen's Bowling Record - Team 33: Team 33

| Week No. | Bowling Date | Old Avg | Old HDCP | -1- | -2- | -3- | Total | HDCP Total | Pins | Gms | ---Average Change--- | | High Game | High Sers | HDCP Game | HDCP Sers |
|----------|--------------|---------|----------|-----|-----|-----|-------|------------|------|-----|----------------------|----------|-----------|-----------|-----------|-----------|
| | | | | | | | | | | | New - Old | ---> +/- | | | | |
| 1 | 09/02/25 | bk195 | 0 | | | | 0 | 0 | 0 | 0 | - 0.00 | = 0.00 | 0 | 0 | | |
| 2 | 09/09/25 | bk195 | 0 | | | | 0 | 0 | 0 | 0 | - 0.00 | = 0.00 | 0 | 0 | | |
| 3 | 09/16/25 | bk195 | 0 | | | | 0 | 0 | 0 | 0 | - 0.00 | = 0.00 | 0 | 0 | | |
| 4 | 09/23/25 | bk195 | 0 | | | | 0 | 0 | 0 | 0 | - 0.00 | = 0.00 | 0 | 0 | | |
| 5 | 09/30/25 | bk195 | 0 | | | | 0 | 0 | 0 | 0 | - 0.00 | = 0.00 | 0 | 0 | | |
| 6 | 10/14/25 | bk195 | 0 | | | | 0 | 0 | 0 | 0 | - 0.00 | = 0.00 | 0 | 0 | | |
| 7 | 10/21/25 | bk195 | 0 | | | | 0 | 0 | 0 | 0 | - 0.00 | = 0.00 | 0 | 0 | | |
| 8 | 10/28/25 | bk195 | 0 | | | | 0 | 0 | 0 | 0 | - 0.00 | = 0.00 | 0 | 0 | | |
| 9 | 11/04/25 | bk195 | 0 | | | | 0 | 0 | 0 | 0 | - 0.00 | = 0.00 | 0 | 0 | | |
| 10 | 11/11/25 | bk195 | 0 | | | | 0 | 0 | 0 | 0 | - 0.00 | = 0.00 | 0 | 0 | | |
| 11 | 11/18/25 | bk195 | 0 | | | | 0 | 0 | 0 | 0 | - 0.00 | = 0.00 | 0 | 0 | | |
| 12 | 11/25/25 | bk195 | 0 | | | | 0 | 0 | 0 | 0 | - 0.00 | = 0.00 | 0 | 0 | | |
| 13 | 12/02/25 | bk195 | 0 | | | | 0 | 0 | 0 | 0 | - 0.00 | = 0.00 | 0 | 0 | | |
| 14 | 12/09/25 | bk195 | 0 | | | | 0 | 0 | 0 | 0 | - 0.00 | = 0.00 | 0 | 0 | | |
| 15 | 12/16/25 | bk195 | 0 | | | | 0 | 0 | 0 | 0 | - 0.00 | = 0.00 | 0 | 0 | | |
| 16 | 01/06/26 | bk195 | 0 | | | | 0 | 0 | 0 | 0 | - 0.00 | = 0.00 | 0 | 0 | | |

End of 1st split

| | | | | | | | | | | | | | | | | | |
|----|----------|-------|----|-----|-----|-----|-----|-----|------|----|--------|----------|----------|-----|-----|-----|-----|
| 17 | 01/13/26 | bk195 | 20 | 194 | 221 | 154 | 569 | 629 | 569 | 3 | 189.67 | - 0.00 | = 189.67 | 221 | 569 | 241 | 629 |
| 18 | 01/20/26 | bk195 | 20 | 204 | 185 | 163 | 552 | 612 | 1121 | 6 | 186.83 | - 189.67 | = -2.83 | 221 | 569 | 241 | 629 |
| 19 | 01/27/26 | bk195 | 20 | 215 | 224 | 213 | 652 | 712 | 1773 | 9 | 197.00 | - 186.83 | = 10.17 | 224 | 652 | 244 | 712 |
| 20 | 02/03/26 | 197 | 18 | 185 | 195 | 182 | 562 | 616 | 2335 | 12 | 194.58 | - 197.00 | = -2.42 | 224 | 652 | 244 | 712 |
| 21 | 02/10/26 | 194 | 0 | | | | 0 | 0 | 2335 | 12 | 194.58 | - 194.58 | = 0.00 | 224 | 652 | 244 | 712 |
| 22 | 02/17/26 | 194 | 20 | 197 | 205 | 162 | 564 | 624 | 2899 | 15 | 193.27 | - 194.58 | = -1.32 | 224 | 652 | 244 | 712 |
| 23 | 02/24/26 | 193 | 21 | 191 | 249 | 221 | 661 | 724 | 3560 | 18 | 197.78 | - 193.27 | = 4.51 | 249 | 661 | 270 | 724 |
| 24 | 03/03/26 | 197 | 0 | | | | 0 | 0 | 3560 | 18 | 197.78 | - 197.78 | = 0.00 | 249 | 661 | 270 | 724 |
| 25 | 03/10/26 | 197 | 0 | | | | 0 | 0 | 3560 | 18 | 197.78 | - 197.78 | = 0.00 | 249 | 661 | 270 | 724 |
| 26 | 03/17/26 | 197 | 0 | | | | 0 | 0 | 3560 | 18 | 197.78 | - 197.78 | = 0.00 | 249 | 661 | 270 | 724 |
| 27 | 03/24/26 | 197 | 18 | | | | 0 | 0 | 3560 | 18 | 197.78 | - 197.78 | = 0.00 | 249 | 661 | 270 | 724 |

| | | | | | | | | | |
|------|-------|-------|-------|-------|-------|-------|-------|-------|-------|
| <100 | 100's | 125's | 150's | 175's | 200's | 225's | 250's | 275's | 300's |
| | | | 3 | 7 | 7 | 1 | | | |
| <400 | 400's | 450's | 500's | 550's | 600's | 650's | 700's | 750's | 800's |
| | | | | 4 | | 2 | | | |

Avg of Game 1 **Avg of Game 2** **Avg of Game 3**
 197.67 213.17 182.50

High game of 249 on week 23 High series of 661 on week 23 High average of 197.78 after bowling week 23
 Low game of 154 on week 17 Low series of 552 on week 18 Low average of 186.83 after bowling week 18

High Scores by Game
 Game #1: 215 on week 19 Game #2: 249 on week 23 Game #3: 221 on week 23

