

Note: This report includes information through March 24 which is Week 27 of 32

**Scott Zhao's Bowling Record - Team 21: Team 21**

Week No.	Bowling Date	Old Avg	Old HDCP	-			Total	HDCP Total	Pins	Gms	---Average Change---			High Game	High Sers	HDCP Game	HDCP Sers		
				-1-	-2-	-3-					New	Old	---> +/-						
1	09/02/25	bk199	16	169	211	201	581	629	581	3	193.67	-	0.00	=	193.67	211	581	227	629
2	09/09/25	bk199	16	187	202	157	546	594	1127	6	187.83	-	193.67	=	-5.83	211	581	227	629
3	09/16/25	bk199	16	209	178	200	587	635	1714	9	190.44	-	187.83	=	2.61	211	587	227	635
4	09/23/25	190	24	202	158	237	597	669	2311	12	192.58	-	190.44	=	2.14	237	597	261	669
5	09/30/25	192	22	199	149	199	547	613	2858	15	190.53	-	192.58	=	-2.05	237	597	261	669
6	10/14/25	190	24	189	233	213	635	707	3493	18	194.06	-	190.53	=	3.52	237	635	261	707
7	10/21/25	194	20	213	200	177	590	650	4083	21	194.43	-	194.06	=	0.37	237	635	261	707
8	10/28/25	194	20	167	201	172	540	600	4623	24	192.63	-	194.43	=	-1.80	237	635	261	707
9	11/04/25	192	22	181	207	242	630	696	5253	27	194.56	-	192.63	=	1.93	242	635	264	707
10	11/11/25	194	20	188	184	194	566	626	5819	30	193.97	-	194.56	=	-0.59	242	635	264	707
11	11/18/25	193	21	212	200	160	572	635	6391	33	193.67	-	193.97	=	-0.30	242	635	264	707
12	11/25/25	193	21	a193	a193	a193	579	642	6391	33	193.67	-	193.67	=	0.00	242	635	264	707
13	12/02/25	193	21	198	225	202	625	688	7016	36	194.89	-	193.67	=	1.22	242	635	264	707
14	12/09/25	194	20	a194	a194	a194	582	642	7016	36	194.89	-	194.89	=	0.00	242	635	264	707
15	12/16/25	194	20	203	191	209	603	663	7619	39	195.36	-	194.89	=	0.47	242	635	264	707
16	01/06/26	195	20	184	205	225	614	674	8233	42	196.02	-	195.36	=	0.66	242	635	264	707

**End of 1st split**

17	01/13/26	196	19	197	211	169	577	634	8810	45	195.78	-	196.02	=	-0.25	242	635	264	707
18	01/20/26	195	0				0	0	8810	45	195.78	-	195.78	=	0.00	242	635	264	707
19	01/27/26	195	20	155	198	176	529	589	9339	48	194.56	-	195.78	=	-1.22	242	635	264	707
20	02/03/26	194	20	177	128	183	488	548	9827	51	192.69	-	194.56	=	-1.88	242	635	264	707
21	02/10/26	192	22	187	190	187	564	630	10391	54	192.43	-	192.69	=	-0.26	242	635	264	707
22	02/17/26	192	0				0	0	10391	54	192.43	-	192.43	=	0.00	242	635	264	707
23	02/24/26	192	22	214	215	191	620	686	11011	57	193.18	-	192.43	=	0.75	242	635	264	707
24	03/03/26	193	21	181	197	213	591	654	11602	60	193.37	-	193.18	=	0.19	242	635	264	707
25	03/10/26	193	21	144	165	258	567	630	12169	63	193.16	-	193.37	=	-0.21	258	635	279	707
26	03/17/26	193	21	235	197	172	604	667	12773	66	193.53	-	193.16	=	0.37	258	635	279	707
27	03/24/26	193	21	170	155	146	471	534	13244	69	191.94	-	193.53	=	-1.59	258	635	279	707

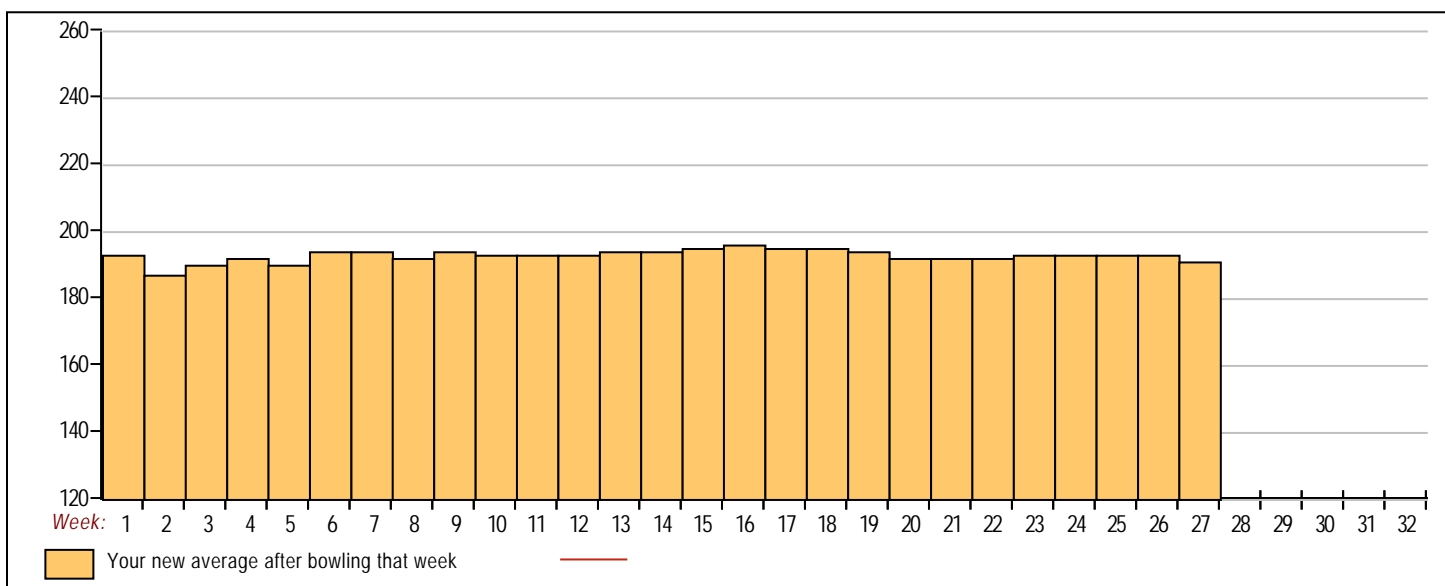


<u>&lt;100</u>	<u>100's</u>	<u>125's</u>	<u>150's</u>	<u>175's</u>	<u>200's</u>	<u>225's</u>	<u>250's</u>	<u>275's</u>	<u>300's</u>
		4	12	25	21	6	1		
<u>&lt;400</u>	<u>400's</u>	<u>450's</u>	<u>500's</u>	<u>550's</u>	<u>600's</u>	<u>650's</u>	<u>700's</u>	<u>750's</u>	<u>800's</u>
		2	4	10	7				

Avg of Game 1	Avg of Game 2	Avg of Game 3
189.61	191.30	194.91

High game of 258 on week 25      High series of 635 on week 6      High average of 196.02 after bowling week 16  
 Low game of 128 on week 20      Low series of 471 on week 27      Low average of 187.83 after bowling week 2

High Scores by Game  
 Game #1: 235 on week 26    Game #2: 233 on week 6    Game #3: 258 on week 25



Note: This report includes information through March 24 which is Week 27 of 32

**Wayne Feng's Bowling Record - Team 21: Team 21**

Week No.	Bowling Date	Old Avg	Old HDCP	-			Total	HDCP Total	Pins	Gms	---Average Change---			High Game	High Sers	HDCP Game	HDCP Sers
				-1-	-2-	-3-					New - Old	---> +/-					
1	09/02/25	bk198	17	203	224	209	636	687	636	3	212.00	- 0.00	= 212.00	224	636	241	687
2	09/09/25	bk198	0				0	0	636	3	212.00	- 212.00	= 0.00	224	636	241	687
3	09/16/25	bk198	17	164	191	188	543	594	1179	6	196.50	- 212.00	= -15.50	224	636	241	687
4	09/23/25	bk198	0				0	0	1179	6	196.50	- 196.50	= 0.00	224	636	241	687
5	09/30/25	bk198	17	197	160	225	582	633	1761	9	195.67	- 196.50	= -0.83	225	636	242	687
6	10/14/25	195	20	178	235	173	586	646	2347	12	195.58	- 195.67	= -0.08	235	636	255	687
7	10/21/25	195	20	181	204	257	642	702	2989	15	199.27	- 195.58	= 3.68	257	642	277	702
8	10/28/25	199	0				0	0	2989	15	199.27	- 199.27	= 0.00	257	642	277	702
9	11/04/25	199	0				0	0	2989	15	199.27	- 199.27	= 0.00	257	642	277	702
10	11/11/25	199	16	176	189	244	609	657	3598	18	199.89	- 199.27	= 0.62	257	642	277	702
11	11/18/25	199	0				0	0	3598	18	199.89	- 199.89	= 0.00	257	642	277	702
12	11/25/25	199	0				0	0	3598	18	199.89	- 199.89	= 0.00	257	642	277	702
13	12/02/25	199	0				0	0	3598	18	199.89	- 199.89	= 0.00	257	642	277	702
14	12/09/25	199	0				0	0	3598	18	199.89	- 199.89	= 0.00	257	642	277	702
15	12/16/25	199	0				0	0	3598	18	199.89	- 199.89	= 0.00	257	642	277	702
16	01/06/26	199	0				0	0	3598	18	199.89	- 199.89	= 0.00	257	642	277	702

**End of 1st split**

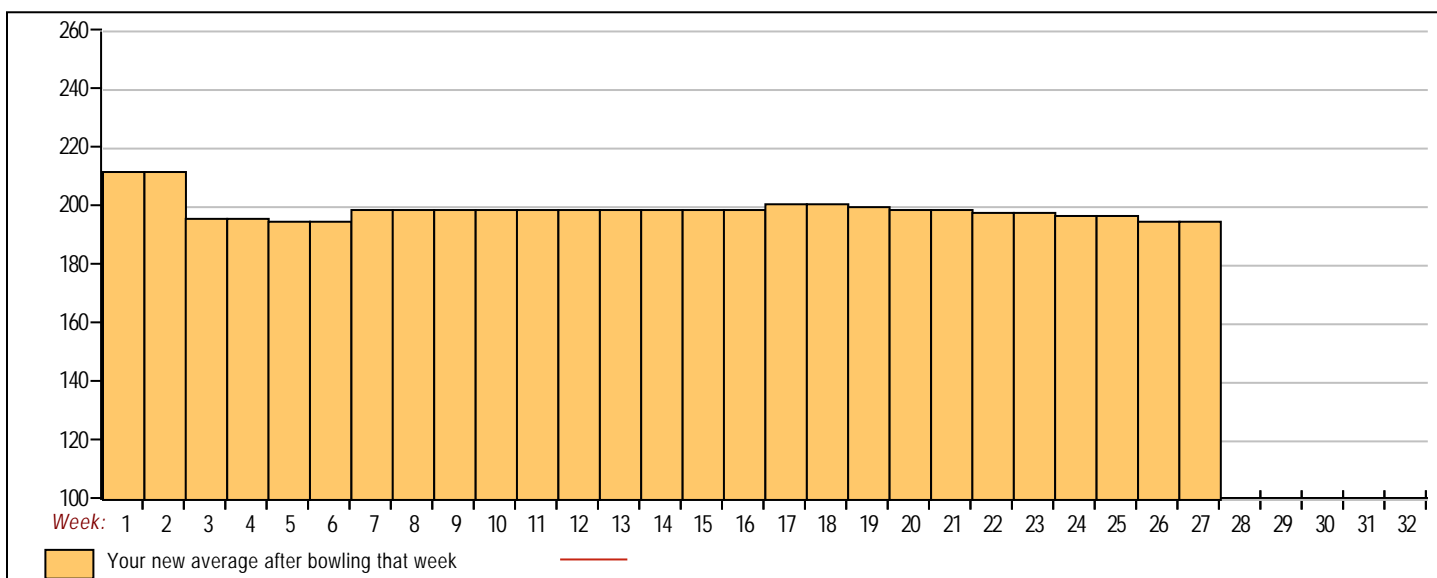
17	01/13/26	199	16	195	246	200	641	689	4239	21	201.86	- 199.89	= 1.97	257	642	277	702
18	01/20/26	201	15	195	172	237	604	649	4843	24	201.79	- 201.86	= -0.07	257	642	277	702
19	01/27/26	201	15	257	178	136	571	616	5414	27	200.52	- 201.79	= -1.27	257	642	277	702
20	02/03/26	200	16	206	180	170	556	604	5970	30	199.00	- 200.52	= -1.52	257	642	277	702
21	02/10/26	199	16	183	171	246	600	648	6570	33	199.09	- 199.00	= 0.09	257	642	277	702
22	02/17/26	199	16	158	203	211	572	620	7142	36	198.39	- 199.09	= -0.70	257	642	277	702
23	02/24/26	198	0				0	0	7142	36	198.39	- 198.39	= 0.00	257	642	277	702
24	03/03/26	198	17	249	120	203	572	623	7714	39	197.79	- 198.39	= -0.59	257	642	277	702
25	03/10/26	197	0				0	0	7714	39	197.79	- 197.79	= 0.00	257	642	277	702
26	03/17/26	197	18	183	174	157	514	568	8228	42	195.90	- 197.79	= -1.89	257	642	277	702
27	03/24/26	195	20	203	167	177	547	607	8775	45	195.00	- 195.90	= -0.90	257	642	277	702

<u>&lt;100</u>	<u>100's</u>	<u>125's</u>	<u>150's</u>	<u>175's</u>	<u>200's</u>	<u>225's</u>	<u>250's</u>	<u>275's</u>	<u>300's</u>
	1	1	10	14	10	7	2		
<u>&lt;400</u>	<u>400's</u>	<u>450's</u>	<u>500's</u>	<u>550's</u>	<u>600's</u>	<u>650's</u>	<u>700's</u>	<u>750's</u>	<u>800's</u>
			3	6	6				

Avg of Game 1	Avg of Game 2	Avg of Game 3
195.20	187.60	202.20

High game of 257 on week 7      High series of 642 on week 7      High average of 212.00 after bowling week 1  
 Low game of 120 on week 24      Low series of 514 on week 26      Low average of 195.00 after bowling week 27

High Scores by Game  
 Game #1: 257 on week 19    Game #2: 246 on week 17    Game #3: 257 on week 7



Note: This report includes information through March 24 which is Week 27 of 32

**Dick Zhu's Bowling Record - Team 21: Team 21**

Week No.	Bowling Date	Old Avg	Old HDCP	HDCP			Total	HDCP Total	Pins	Gms	---Average Change---			High Game	High Sers	HDCP Game	HDCP Sers		
				-1-	-2-	-3-					New	Old	---> +/-						
1	09/02/25	bk200	0				0	0	0	0	-	0.00	=	0.00	0	0			
2	09/09/25	bk200	16	238	179	202	619	667	619	3	206.33	-	0.00	=	206.33	238	619	254	667
3	09/16/25	bk200	0				0	0	619	3	206.33	-	206.33	=	0.00	238	619	254	667
4	09/23/25	bk200	16	174	176	191	541	589	1160	6	193.33	-	206.33	=	-13.00	238	619	254	667
5	09/30/25	bk200	0				0	0	1160	6	193.33	-	193.33	=	0.00	238	619	254	667
6	10/14/25	bk200	0				0	0	1160	6	193.33	-	193.33	=	0.00	238	619	254	667
7	10/21/25	bk200	0				0	0	1160	6	193.33	-	193.33	=	0.00	238	619	254	667
8	10/28/25	bk200	16	221	201	174	596	644	1756	9	195.11	-	193.33	=	1.78	238	619	254	667
9	11/04/25	195	20	228	211	175	614	674	2370	12	197.50	-	195.11	=	2.39	238	619	254	674
10	11/11/25	197	0				0	0	2370	12	197.50	-	197.50	=	0.00	238	619	254	674
11	11/18/25	197	18	202	172	194	568	622	2938	15	195.87	-	197.50	=	-1.63	238	619	254	674
12	11/25/25	195	20	183	172	180	535	595	3473	18	192.94	-	195.87	=	-2.92	238	619	254	674
13	12/02/25	192	22	a192	a192	a192	576	642	3473	18	192.94	-	192.94	=	0.00	238	619	254	674
14	12/09/25	192	22	217	202	199	618	684	4091	21	194.81	-	192.94	=	1.87	238	619	254	684
15	12/16/25	194	20	a194	a194	a194	582	642	4091	21	194.81	-	194.81	=	0.00	238	619	254	684
16	01/06/26	194	20	a194	a194	a194	582	642	4091	21	194.81	-	194.81	=	0.00	238	619	254	684

**End of 1st split**

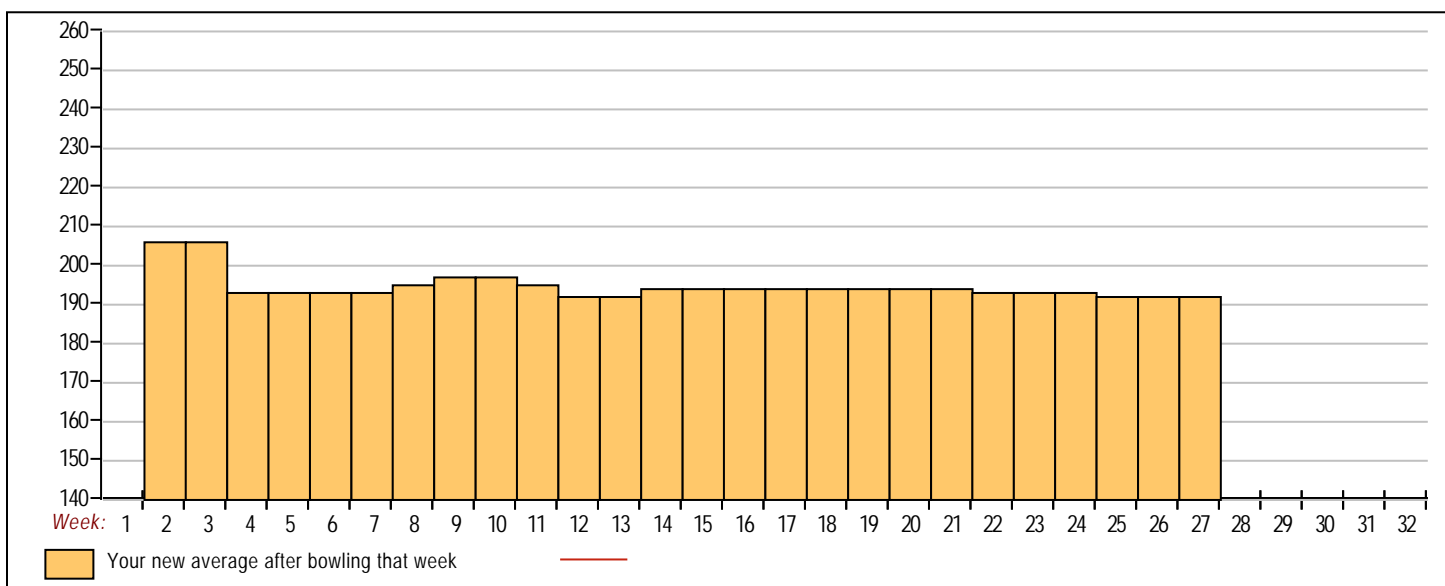
17	01/13/26	194	0				0	0	4091	21	194.81	-	194.81	=	0.00	238	619	254	684
18	01/20/26	194	20	170	221	178	569	629	4660	24	194.17	-	194.81	=	-0.64	238	619	254	684
19	01/27/26	194	0				0	0	4660	24	194.17	-	194.17	=	0.00	238	619	254	684
20	02/03/26	194	0				0	0	4660	24	194.17	-	194.17	=	0.00	238	619	254	684
21	02/10/26	194	0				0	0	4660	24	194.17	-	194.17	=	0.00	238	619	254	684
22	02/17/26	194	20	170	201	190	561	621	5221	27	193.37	-	194.17	=	-0.80	238	619	254	684
23	02/24/26	193	21	a193	a193	a193	579	642	5221	27	193.37	-	193.37	=	0.00	238	619	254	684
24	03/03/26	193	0				0	0	5221	27	193.37	-	193.37	=	0.00	238	619	254	684
25	03/10/26	193	21	193	180	179	552	615	5773	30	192.43	-	193.37	=	-0.94	238	619	254	684
26	03/17/26	192	22	204	212	172	588	654	6361	33	192.76	-	192.43	=	0.32	238	619	254	684
27	03/24/26	192	22	a192	a192	a192	576	642	6361	33	192.76	-	192.76	=	0.00	238	619	254	684

<u>&lt;100</u>	<u>100's</u>	<u>125's</u>	<u>150's</u>	<u>175's</u>	<u>200's</u>	<u>225's</u>	<u>250's</u>	<u>275's</u>	<u>300's</u>
			7	13	11	2			
<u>&lt;400</u>	<u>400's</u>	<u>450's</u>	<u>500's</u>	<u>550's</u>	<u>600's</u>	<u>650's</u>	<u>700's</u>	<u>750's</u>	<u>800's</u>
			2	6	3				

<u>Avg of Game 1</u>	<u>Avg of Game 2</u>	<u>Avg of Game 3</u>
200.00	193.36	184.91

High game of 238 on week 2      High series of 619 on week 2      High average of 206.33 after bowling week 2  
 Low game of 170 on week 18      Low series of 535 on week 12      Low average of 192.43 after bowling week 25

High Scores by Game  
 Game #1: 238 on week 2    Game #2: 221 on week 18    Game #3: 202 on week 2



Note: This report includes information through March 24 which is Week 27 of 32

**Stanley Zhu's Bowling Record - Team 21: Team 21**

Week No.	Bowling Date	Old Avg	Old HDCP	-			Total	HDCP Total	Pins	Gms	---Average Change---			High Game	High Sers	HDCP Game	HDCP Sers		
				-1-	-2-	-3-					New	Old	---> +/-						
1	09/02/25	bk212	6	218	191	191	600	618	600	3	200.00	-	0.00	=	200.00	218	600	224	618
2	09/09/25	bk212	6	175	244	236	655	673	1255	6	209.17	-	200.00	=	9.17	244	655	250	673
3	09/16/25	bk212	6	194	257	193	644	662	1899	9	211.00	-	209.17	=	1.83	257	655	263	673
4	09/23/25	211	7	230	245	266	741	762	2640	12	220.00	-	211.00	=	9.00	266	741	273	762
5	09/30/25	220	0	221	202	257	680	680	3320	15	221.33	-	220.00	=	1.33	266	741	273	762
6	10/14/25	221	0	213	213	183	609	609	3929	18	218.28	-	221.33	=	-3.06	266	741	273	762
7	10/21/25	218	1	182	170	233	585	588	4514	21	214.95	-	218.28	=	-3.33	266	741	273	762
8	10/28/25	214	4	243	209	235	687	699	5201	24	216.71	-	214.95	=	1.76	266	741	273	762
9	11/04/25	216	3	193	231	200	624	633	5825	27	215.74	-	216.71	=	-0.97	266	741	273	762
10	11/11/25	215	4	163	215	202	580	592	6405	30	213.50	-	215.74	=	-2.24	266	741	273	762
11	11/18/25	213	5	232	225	219	676	691	7081	33	214.58	-	213.50	=	1.08	266	741	273	762
12	11/25/25	214	4	244	236	165	645	657	7726	36	214.61	-	214.58	=	0.04	266	741	273	762
13	12/02/25	214	4	220	182	263	665	677	8391	39	215.15	-	214.61	=	0.54	266	741	273	762
14	12/09/25	215	4	186	214	181	581	593	8972	42	213.62	-	215.15	=	-1.53	266	741	273	762
15	12/16/25	213	5	231	199	227	657	672	9629	45	213.98	-	213.62	=	0.36	266	741	273	762
16	01/06/26	213	5	245	196	197	638	653	10267	48	213.90	-	213.98	=	-0.08	266	741	273	762

**End of 1st split**

17	01/13/26	213	5	214	247	196	657	672	10924	51	214.20	-	213.90	=	0.30	266	741	273	762
18	01/20/26	214	4	201	204	211	616	628	11540	54	213.70	-	214.20	=	-0.49	266	741	273	762
19	01/27/26	213	5	176	246	181	603	618	12143	57	213.04	-	213.70	=	-0.67	266	741	273	762
20	02/03/26	213	5	238	205	236	679	694	12822	60	213.70	-	213.04	=	0.66	266	741	273	762
21	02/10/26	213	5	235	245	235	715	730	13537	63	214.87	-	213.70	=	1.17	266	741	273	762
22	02/17/26	214	4	258	177	206	641	653	14178	66	214.82	-	214.87	=	-0.05	266	741	273	762
23	02/24/26	214	4	217	192	248	657	669	14835	69	215.00	-	214.82	=	0.18	266	741	273	762
24	03/03/26	215	4	167	228	215	610	622	15445	72	214.51	-	215.00	=	-0.49	266	741	273	762
25	03/10/26	214	4	a214	a214	a214	642	654	15445	72	214.51	-	214.51	=	0.00	266	741	273	762
26	03/17/26	214	0				0	0	15445	72	214.51	-	214.51	=	0.00	266	741	273	762
27	03/24/26	214	4				0	0	15445	72	214.51	-	214.51	=	0.00	266	741	273	762



<u>&lt;100</u>	<u>100's</u>	<u>125's</u>	<u>150's</u>	<u>175's</u>	<u>200's</u>	<u>225's</u>	<u>250's</u>	<u>275's</u>	<u>300's</u>
			4	19	20	24	5		
<u>&lt;400</u>	<u>400's</u>	<u>450's</u>	<u>500's</u>	<u>550's</u>	<u>600's</u>	<u>650's</u>	<u>700's</u>	<u>750's</u>	<u>800's</u>
				3	10	9	2		

Avg of Game 1	Avg of Game 2	Avg of Game 3
212.33	215.54	215.67

High game of 266 on week 4      High series of 741 on week 4      High average of 221.33 after bowling week 5  
 Low game of 163 on week 10      Low series of 580 on week 10      Low average of 200.00 after bowling week 1

High Scores by Game  
 Game #1: 258 on week 22    Game #2: 257 on week 3    Game #3: 266 on week 4

